

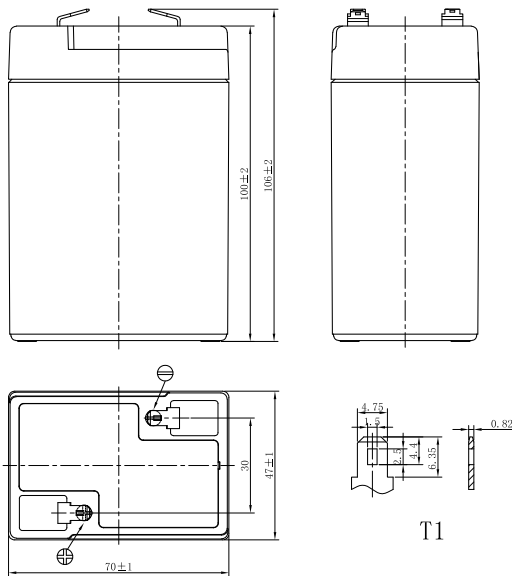
LPC SERIES-CYCLE APPLICATION

LPC6-5.6 (6V5.5Ah)



CHARACTERISTICS

Item	Specifications
Voltage	6V
Dimension	Length 70mm (2.76inches)
	Width 47mm (1.85inches)
	Container Height 100mm (3.94inches)
	Total Height 106mm (4.17inches)
Approx Weight	0.9kg (1.98lbs)
Terminal	T1/T2
Container Material	ABS
Short-circuit current	154A
Internal Resistance (25°C)	≤ 16 mΩ
Self Discharge	≤3% per month at 25°C (77°F)
Capacity	20HR 5.5Ah
	10HR 5.2Ah
	5HR 4.74Ah
Operating Temp. Range	Discharge -20~55°C (-4~131°F)
	Charge 0~40°C (32~104°F)
	Storage -20~50°C (-4~122°F)



APPLICATIONS

- Electric tool
- Mobility Scooter
- Golf trolley
- Portable lights and instrument
- Electric toy
- Portable power
- Electric wheelchair

STANDARDS

- ACC. to BCI standards
- Manufactured in Leoch® IATF16949, ISO 9001, ISO 14001 and ISO 45001 certified production facilities

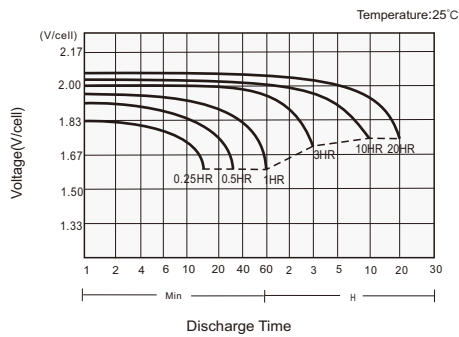
LPC SERIES-CYCLE APPLICATION

LPC6-5.6 (6V5.5Ah)

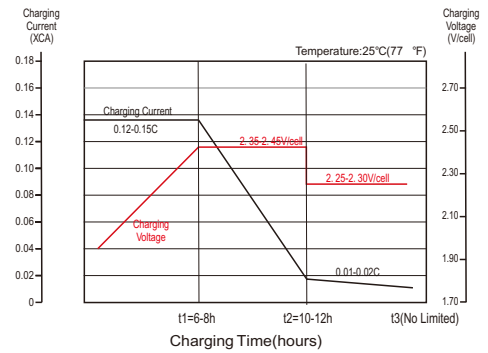
GENERAL FEATURES

- Good cyclic property: Enhanced overcharge endurance and overdischarge recovery property
- Using oxygen recombination technology: maintenance-free
- Lower acid density, excess of electrolyte and larger distance between plates to keep battery at low temperature and slow down plate grid corrosion speed
- Unique plate group configuration, high quality AGM separator and battery management system ensure battery with a longer service life

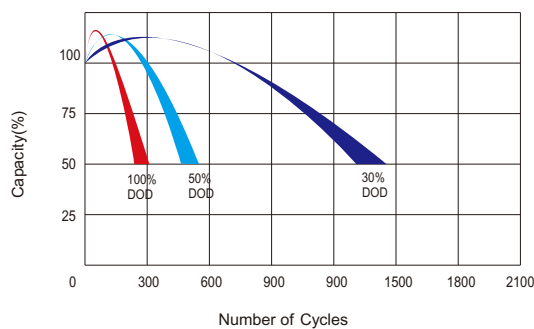
Discharge Characteristics



Charging Characteristics



Cycle Life in Relation to Depth of Discharge



Self Discharge Characteristics

