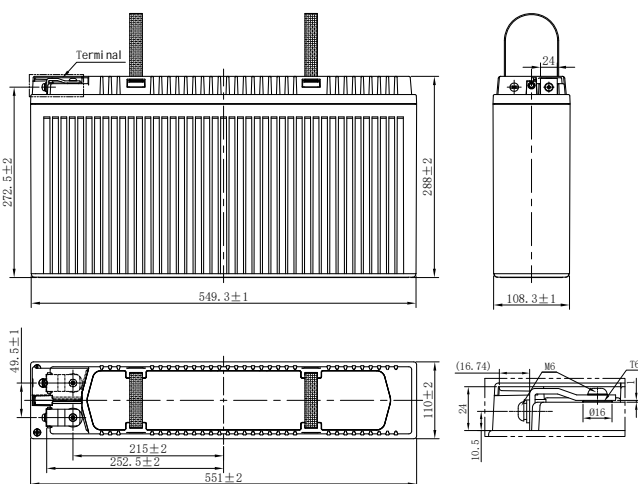



LPFGS SERIES-FRONT TERMINAL HYBRID GEL

LPFG12-150HS (12V150Ah)



CHARACTERISTICS

Item	Specifications	
Rated Voltage	12V	
Nominal Capacity (25°C)	$C_{10}, 1.80V/cell$	150Ah
Dimension	Length	551mm (21.7inches)
	Width	110mm (4.33inches)
	Container Height	288mm (11.3inches)
	Total Height	288mm (11.3inches)
Approx Weight	46.4kg (102.3lbs)	
Terminal	T6(M6)	
Container Material	ABS (UL94 HB or V-0 optional)	
Short-circuit current	2400A	
Internal Resistance (25°C)	Approx 4.3 mΩ (Fully charged)	
Operating Temp. Range	Discharge	-20~55°C (-4~131°F)
	Charge	-20~40°C (-4~104°F)
	Storage	-20~50°C (-4~122°F)
Nominal Operating Temp. Range	25±3°C (77±5°F)	
Max.Charging Current (25°C)	0.25C	
Charge voltage (25°C)	Standby Use	Cycle Use
	2.25-2.30V/cell	2.35-2.40V/cell
Temp. Coefficient	-3mV/cell/°C	-5mV/cell/°C
	40°C (104°F)	103%
Effect of temp. to Capacity	25°C (77°F)	100%
	0°C (32°F)	86%
	≤3% per month at 25°C (77°F). LPFGS series batteries can be stored up to 6 months at 25°C (77°F) and then a freshening charge is required. For higher temperatures the time interval will be shorter.	
Self Discharge		

DISCHARGE TABLE

Constant Current Discharge (Amperes) at 25°C (77°F)													
F.V/Time	15min	20min	30min	45min	1h	2h	3h	4h	5h	6h	8h	10h	20h
1.85V/cell	190.8	171.0	136.8	105.8	85.7	50.9	37.3	29.9	25.1	21.7	17.2	14.3	7.60
1.80V/cell	220.2	190.8	148.5	112.6	90.6	52.7	38.6	30.8	25.8	22.3	17.8	15.0	7.94
1.75V/cell	237.0	203.4	154.8	115.8	93.0	53.9	39.2	31.2	26.1	22.6	18.1	15.2	8.02
1.70V/cell	248.4	211.5	160.5	118.8	94.5	54.7	39.7	31.6	26.4	22.9	18.3	15.3	8.07
1.67V/cell	256.8	216.0	163.8	121.0	95.9	55.4	40.1	31.9	26.7	23.1	18.5	15.5	8.12
1.60V/cell	264.0	222.3	167.4	123.4	97.5	56.1	40.6	32.2	27.1	23.5	18.7	15.6	8.16
Constant Power Discharge (Watts/cell) at 25°C (77°F)													
F.V/Time	15min	20min	30min	45min	1h	2h	3h	4h	5h	6h	8h	10h	20h
1.85V/cell	359.8	325.8	263.5	205.5	166.9	99.9	73.4	59.0	49.6	43.0	34.4	28.7	15.2
1.80V/cell	409.8	358.2	281.7	217.0	175.6	102.8	75.6	60.5	50.8	44.0	35.5	29.9	15.9
1.75V/cell	435.7	378.2	291.2	221.1	179.5	104.7	76.5	61.1	51.3	44.5	35.9	30.2	16.0
1.70V/cell	450.3	390.4	300.3	226.0	181.8	105.9	77.4	61.8	51.6	45.0	36.3	30.5	16.1
1.67V/cell	463.7	397.1	305.8	229.4	183.9	107.2	77.9	62.3	52.3	45.3	36.6	30.8	16.2
1.60V/cell	467.2	402.9	308.5	231.4	185.3	107.6	78.3	62.5	52.8	45.9	36.9	31.0	16.2

LPFGS SERIES-FRONT TERMINAL HYBRID GEL

LPFG12-150HS (12V150Ah)



APPLICATIONS

- For standard power cabinet
- Network connection equipment of communication system
- Power system of special network of local area network
- Power station systems
- UPS

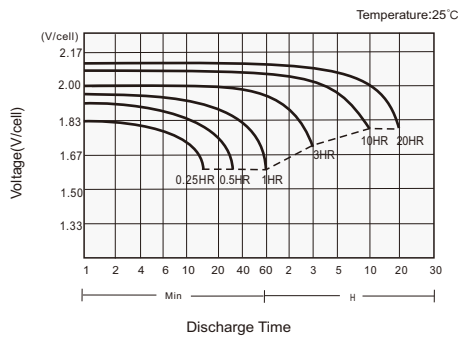
GENERAL FEATURES

- 12 years design life (25°C)
- Proven AGM-GEL technology
- Excellent deep discharge recovery and cyclability
- Very low maintenance: no water addition
- Low self-discharge rate
- Front access design for easy installation and maintenance

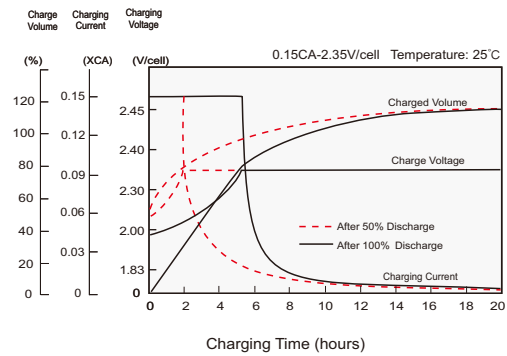
STANDARDS

- Compliance with IEC 60896 standards, EU Battery Directive
- UL, CE Approved
- Manufactured in Leoch@IATF 16949, ISO 45001, ISO 9001 and ISO 14001 certified production facilities

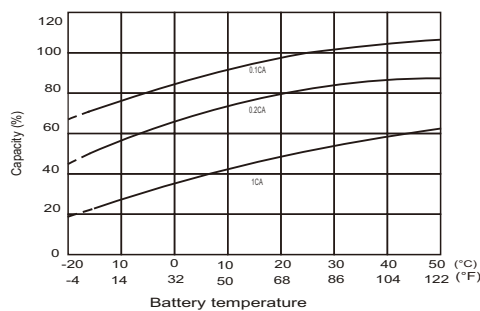
Discharge Characteristics



Charging Characteristics



Effects of Temperature on Capacity



Self Discharge Characteristics

