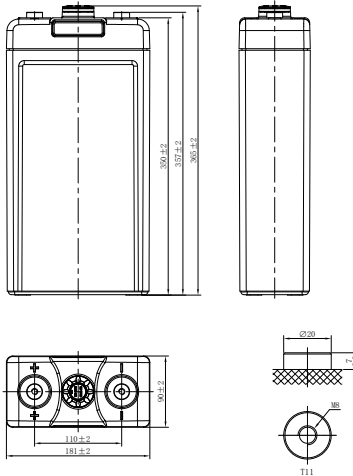


LPL SERIES-LONG LIFE STANDBY

LPL2-200M (2V200Ah)



CHARACTERISTICS

Item	Specifications	
Rated Voltage	2V	
Nominal Capacity (25°C)	C ₁₀ : 1.80V/cell	200Ah
Dimension	Length	90mm (3.54inches)
	Width	181mm (7.13inches)
	Container Height	350mm (13.8inches)
	Total Height	365mm (14.4inches)
Approx Weight	12.4kg (27.3lbs)	
Terminal	T11(M8)	
Container Material	ABS (UL94 HB or V-0 optional)	
Short-circuit current	3000A	
Internal Resistance (25°C)	Approx 0.9 mΩ (Fully charged)	
Operating Temp. Range	Discharge	-15~50°C (5~122°F)
	Charge	-20~40°C (-4~104°F)
	Storage	-15~40°C (5~104°F)
Nominal Operating Temp. Range	25±3°C (77±5°F)	
Max.Charging Current (25°C)	0.3C	
Charge voltage (25°C)	Float Charge	Equalization Charge
	2.25-2.30V/cell	2.35-2.40V/cell
Temp. Coefficient	-3mV/cell/°C	-5mV/cell/°C
	40°C (104°F)	103%
Effect of temp. to Capacity	25°C (77°F)	100%
	0°C (32°F)	86%
	≤3% per month at 25°C (77°F). LPL series batteries may be stored up to 6 months at 25°C (77°F) and then a freshening charge is required. For higher temperatures the time interval will be shorter.	
Self Discharge		

DISCHARGE TABLE

Constant Current Discharge (Amperes) at 25°C (77°F)												
F. V/Time	30min	45min	1h	1.5h	2h	3h	4h	5h	6h	8h	10h	20h
1.85V/cell	128.7	103.9	91.5	84.5	61.5	46.8	37.7	31.8	27.6	22.4	18.7	10.0
1.80V/cell	141.2	113.3	99.4	87.4	64.3	50.6	40.6	34.2	29.6	24.0	20.0	10.6
1.75V/cell	164.2	128.9	111.2	91.2	67.2	52.0	41.6	35.0	30.2	24.4	20.3	10.7
1.70V/cell	176.7	141.6	124.0	94.7	69.4	53.5	42.6	35.8	30.9	24.9	20.6	10.9
1.67V/cell	181.8	144.5	125.9	95.6	70.2	54.3	43.2	36.2	31.2	25.1	20.8	11.0
1.60V/cell	183.9	149.2	131.9	98.9	72.2	56.4	43.8	36.8	31.7	25.6	21.1	11.1
Constant Power Discharge (Watts/cell) at 25°C (77°F)												
F. V/Time	30min	45min	1h	1.5h	2h	3h	4h	5h	6h	8h	10h	20h
1.85V/cell	240.3	209.4	193.9	154.2	115.4	91.8	74.0	62.5	54.4	44.3	37.1	20.0
1.80V/cell	258.3	221.9	203.7	157.1	121.1	98.9	79.5	67.2	58.2	47.3	39.5	21.1
1.75V/cell	296.2	241.6	214.3	163.7	125.8	101.1	81.2	68.5	59.2	48.1	40.1	21.3
1.70V/cell	315.1	250.2	217.7	167.1	128.1	103.6	82.9	69.8	60.4	48.8	40.6	21.6
1.67V/cell	320.4	253.6	220.2	169.6	128.9	104.8	83.9	70.6	61.0	49.3	40.9	21.7
1.60V/cell	349.4	273.0	234.8	173.4	139.2	108.1	86.2	72.4	62.4	50.3	41.9	22.1

LPL SERIES-LONG LIFE STANDBY

LPL2-200M (2V200Ah)



APPLICATIONS

- Tele-communication central station (wired or cellular)
- Power system communication, military communication, etc.
- Network communication including: data transmission, television signal transmission, etc.
- Uninterruptable Power System (UPS- for Telecom)
- EPS

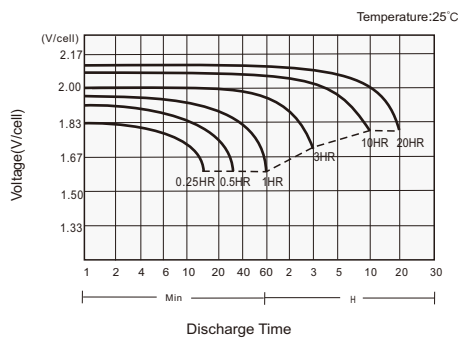
GENERAL FEATURES

- 16 years design life (25°C)
- Lead calcium alloy, sealed design, no watering required
- Puncture resistant micro-porous glass mat separators extend life
- Unique technology optimizes power capacity, cell consistency, and long-term reliability
- Designed for a wide range of applications

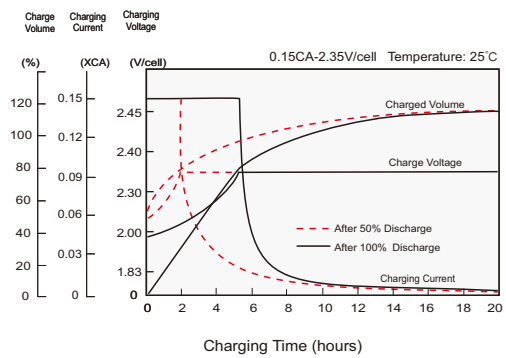
STANDARDS

- Compliance with IEC 60896 standards, EU Battery Directive
- UL, CE Approved
- Manufactured in Leoch@IATF 16949, ISO 45001, ISO 9001 and ISO 14001 certified production facilities

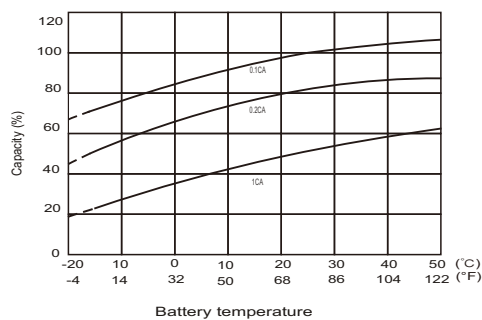
Discharge Characteristics



Charging Characteristics



Effects of Temperature on Capacity



Self Discharge Characteristics

