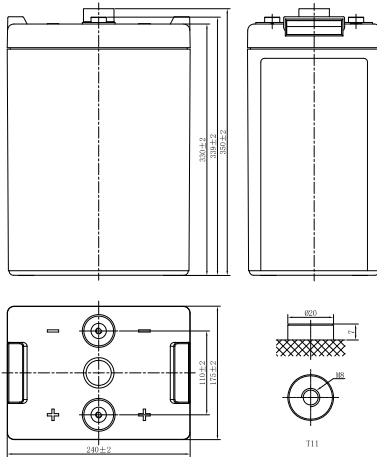


LPL SERIES-LONG LIFE STANDBY

LPL2-500 (2V500Ah)



CHARACTERISTICS

Item	Specifications	
Rated Voltage	2V	
Nominal Capacity (25°C)	C ₁₀ , 1.80V/cell	500Ah
Dimension	Length	240mm (9.45inches)
	Width	175mm (6.89inches)
	Container Height	330mm (13.0inches)
	Total Height	350mm (13.8inches)
Approx Weight	30.0kg (66.1lbs)	
Terminal	T11(M8)	
Container Material	ABS (UL94 HB or V-0 optional)	
Short-circuit current	6000A	
Internal Resistance (25°C)	Approx 0.55 mΩ (Fully charged)	
Operating Temp. Range	Discharge	-15~50°C (5~122°F)
	Charge	-20~40°C (-4~104°F)
	Storage	-15~40°C (5~104°F)
Nominal Operating Temp. Range	25±3°C (77±5°F)	
Max.Charging Current (25°C)	0.3C	
Charge voltage (25°C)	Standby Use	Cycle Use
	2.25-2.30V/cell	2.35-2.40V/cell
Temp. Coefficient	-3mV/cell/°C	-5mV/cell/°C
	40°C (104°F)	103%
Effect of temp. to Capacity	25°C (77°F)	100%
	0°C (32°F)	86%
	≤3% per month at 25°C (77°F). LPL series batteries may be stored up to 6 months at 25°C (77°F) and then a freshening charge is required. For higher temperatures the time interval will be shorter.	
Self Discharge		

DISCHARGE TABLE

Constant Current Discharge (Amperes) at 25°C (77°F)												
F.V/Time	30min	45min	1h	1.5h	2h	3h	4h	5h	6h	8h	10h	20h
1.85V/cell	315.0	275.1	240.8	189.9	153.8	117.0	94.1	79.4	69.0	56.0	46.9	25.1
1.80V/cell	361.7	307.7	266.5	207.8	167.4	126.6	101.5	85.6	74.0	60.0	50.0	26.5
1.75V/cell	378.5	320.2	276.4	214.8	172.5	130.0	104.0	87.5	75.5	61.1	50.8	26.8
1.70V/cell	402.9	332.3	286.5	222.0	178.0	133.8	106.6	89.5	77.1	62.2	51.6	27.2
1.67V/cell	414.1	339.8	292.5	226.0	181.0	135.8	108.1	90.6	78.1	62.8	52.0	27.4
1.60V/cell	421.8	357.3	306.7	236.1	188.5	140.8	111.7	93.4	80.2	64.3	53.1	27.9
Constant Power Discharge (Watts/cell) at 25°C (77°F)												
F.V/Time	30min	45min	1h	1.5h	2h	3h	4h	5h	6h	8h	10h	20h
1.85V/cell	578.4	533.5	468.1	370.2	300.6	229.5	185.0	156.4	136.0	110.7	92.7	49.9
1.80V/cell	658.6	592.2	514.5	402.8	325.5	247.3	198.7	167.9	145.5	118.3	98.8	52.6
1.75V/cell	683.2	611.5	529.8	413.8	333.6	252.8	202.9	171.2	148.1	120.2	100.2	53.3
1.70V/cell	720.5	629.8	545.5	425.2	342.5	258.9	207.3	174.6	150.9	122.1	101.6	53.9
1.67V/cell	733.2	640.7	554.2	431.3	347.0	262.1	209.6	176.4	152.4	123.2	102.4	54.3
1.60V/cell	740.4	666.6	575.7	446.8	358.8	270.2	215.5	181.0	156.1	125.7	104.3	55.2

LPL SERIES-LONG LIFE STANDBY

LPL2-500 (2V500Ah)



APPLICATIONS

- Tele-communication central station (wired or cellular)
- Power system communication, military communication, etc.
- Network communication including: data transmission, television signal transmission, etc.
- Uninterruptable Power System (UPS- for Telecom)
- EPS

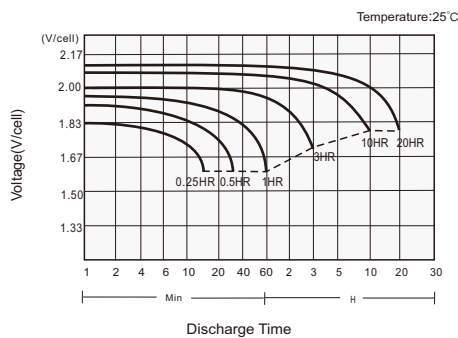
GENERAL FEATURES

- 16 years design life (25°C)
- Lead calcium alloy, sealed design, no watering required
- Puncture resistant micro-porous glass mat separators extend life
- Unique technology optimizes power capacity, cell consistency, and long-term reliability
- Designed for a wide range of applications

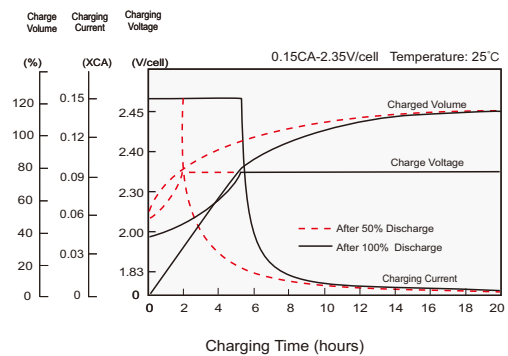
STANDARDS

- Compliance with IEC 60896 standards, EU Battery Directive
- UL, CE Approved
- Manufactured in Leoch@IATF 16949, ISO 45001, ISO 9001 and ISO 14001 certified production facilities

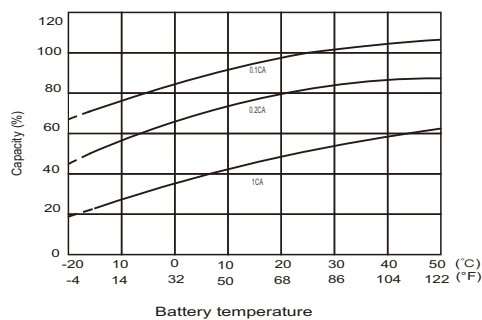
Discharge Characteristics



Charging Characteristics



Effects of Temperature on Capacity



Self Discharge Characteristics

