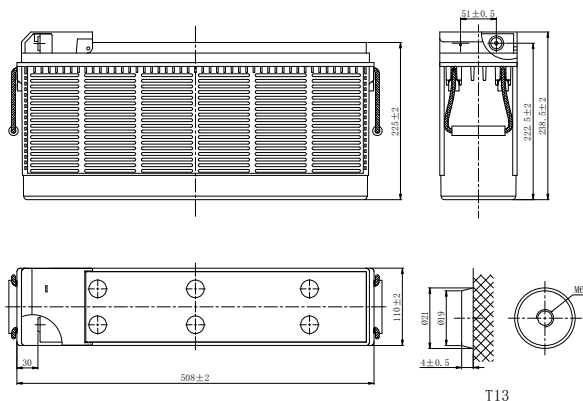



LPF SERIES-FRONT TERMINAL

LPF12-100A (12V100Ah)



CHARACTERISTICS

Item	Specifications	
Rated Voltage	12V	
Nominal Capacity (25°C)	C ₁₀ , 1.80V/cell	100Ah
Dimension	Length	508mm (20.0inches)
	Width	110mm (4.33inches)
	Container Height	238.5mm (9.39inches)
	Total Height	238.5mm (9.39inches)
Approx Weight	32.0kg (70.5lbs)	
Terminal	T13(M6)	
Container Material	ABS (UL94 HB or V-0 optional)	
Short-circuit current	1900A	
Internal Resistance (25°C)	Approx 5.5 mΩ (Fully charged)	
Operating Temp. Range	Discharge	-15~50°C (5~122°F)
	Charge	-20~40°C (-4~104°F)
	Storage	-15~40°C (5~104°F)
Nominal Operating Temp. Range	25±3°C (77±5°F)	
Max.Charging Current (25°C)	0.3C	
Charge voltage (25°C)	Standby Use	Cycle Use
	2.25-2.30V/cell	2.35-2.40V/cell
Temp. Coefficient	-3mV/cell/°C	-5mV/cell/°C
	40°C (104°F)	103%
Effect of temp. to Capacity	25°C (77°F)	100%
	0°C (32°F)	86%
	≤3% per month at 25°C (77°F). LPF series batteries may be stored up to 6 months at 25°C (77°F) and then a freshening charge is required. For higher temperatures the time interval will be shorter.	
Self Discharge		

DISCHARGE TABLE

Constant Current Discharge (Amperes) at 25°C (77°F)													
F.V/Time	15min	20min	30min	45min	1h	2h	3h	4h	5h	6h	8h	10h	20h
1.85V/cell	127.2	114.0	91.6	69.6	56.3	33.6	24.7	19.9	16.7	14.5	11.5	9.56	5.07
1.80V/cell	146.8	127.2	99.0	74.3	59.5	34.8	25.7	20.5	17.2	14.8	11.9	10.0	5.30
1.75V/cell	158.0	133.2	103.2	76.8	61.4	35.6	26.1	20.8	17.4	15.1	12.1	10.1	5.35
1.70V/cell	165.6	138.6	106.0	78.8	62.8	36.2	26.5	21.1	17.6	15.3	12.2	10.2	5.38
1.67V/cell	171.2	144.0	108.4	80.1	63.7	36.6	26.7	21.3	17.8	15.4	12.3	10.3	5.41
1.60V/cell	176.0	146.4	110.6	80.9	64.3	37.1	27.0	21.5	18.1	15.6	12.5	10.4	5.44
Constant Power Discharge (Watts/cell) at 25°C (77°F)													
F.V/Time	15min	20min	30min	45min	1h	2h	3h	4h	5h	6h	8h	10h	20h
1.85V/cell	239.9	217.2	176.4	135.2	109.7	65.8	48.6	39.3	33.1	28.7	22.9	19.1	10.1
1.80V/cell	273.2	238.8	187.8	143.1	115.3	67.7	50.4	40.3	33.9	29.3	23.6	20.0	10.6
1.75V/cell	290.5	247.7	194.2	146.6	118.5	69.0	51.0	40.7	34.2	29.7	23.9	20.2	10.7
1.70V/cell	300.2	255.8	198.3	149.9	120.8	70.1	51.6	41.2	34.4	30.0	24.2	20.3	10.7
1.67V/cell	309.1	264.7	202.4	151.7	122.2	70.8	51.9	41.5	34.8	30.2	24.4	20.5	10.8
1.60V/cell	311.5	265.3	203.8	151.9	122.3	71.1	52.2	41.7	35.2	30.6	24.6	20.7	10.8

LPF SERIES-FRONT TERMINAL

LPF12-100A (12V100Ah)



APPLICATIONS

- For standard power cabinet
- Network connection equipment of communication system
- Power system of special network of local area network
- Power station systems
- UPS

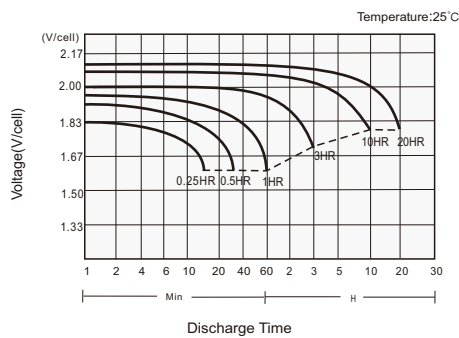
GENERAL FEATURES

- 12+ years design life (25°C)
- Puncture resistant micro-porous glass mat separators extend life
- Flame-arresting, one-way pressure-relief vent for safety and long life
- Front access design for easy installation and maintenance
- Epoxy-sealed posts eliminate leaks

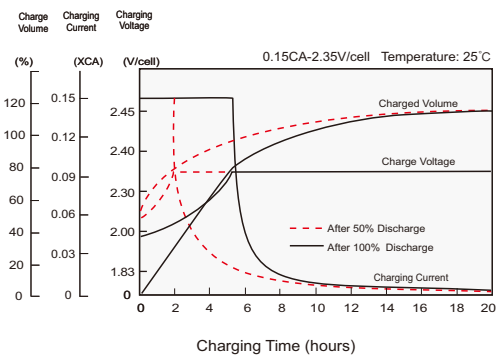
STANDARDS

- Compliance with IEC 60896 standards, EU Battery Directive
- UL, CE Approved
- Manufactured in Leoch@IATF 16949, ISO 45001, ISO 9001 and ISO 14001 certified production facilities

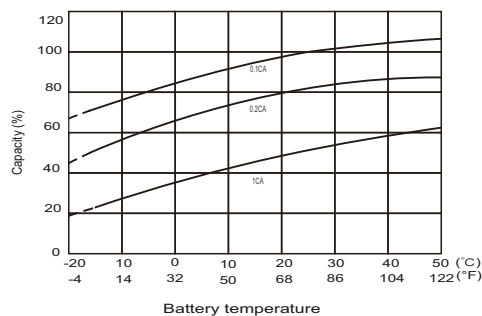
Discharge Characteristics



Charging Characteristics



Effects of Temperature on Capacity



Self Discharge Characteristics

