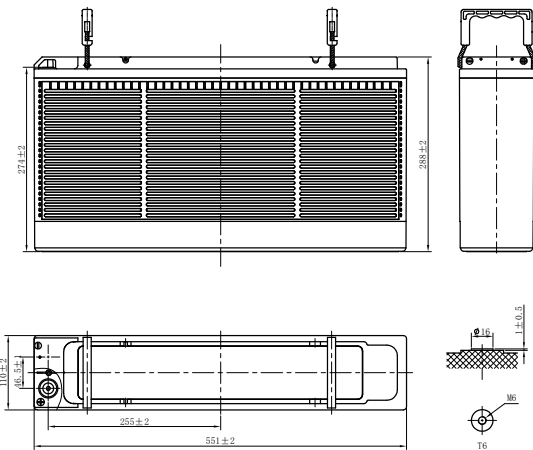



# LPF SERIES-FRONT TERMINAL

## LPF12-125 (12V125Ah)



### CHARACTERISTICS

Item	Specifications	
Rated Voltage	12V	
Nominal Capacity (25°C)	C <sub>10</sub> : 1.80V/cell	125Ah
Dimension	Length	551mm (21.7inches)
	Width	110mm (4.33inches)
	Container Height	288mm (11.3inches)
	Total Height	288mm (11.3inches)
Approx Weight	41.5kg (91.5lbs)	
Terminal	T6(M6)	
Container Material	ABS (UL94 HB or V-0 optional)	
Short-circuit current	2000A	
Internal Resistance (25°C)	Approx 5.5 mΩ (Fully charged)	
Operating Temp. Range	Discharge	-15~50°C (5~122°F)
	Charge	-20~40°C (-4~104°F)
	Storage	-15~40°C (5~104°F)
Nominal Operating Temp. Range	25±3°C (77±5°F)	
Max.Charging Current (25°C)	0.3C	
Charge voltage (25°C)	Float Charge	Equalization Charge
	2.25-2.30V/cell	2.35-2.40V/cell
Temp. Coefficient	-3mV/cell/°C	-5mV/cell/°C
	40°C (104°F)	103%
Effect of temp. to Capacity	25°C (77°F)	100%
	0°C (32°F)	86%
	≤3% per month at 25°C (77°F). LPF series batteries may be stored up to 6 months at 25°C (77°F) and then a freshening charge is required. For higher temperatures the time interval will be shorter.	
Self Discharge		

### DISCHARGE TABLE

Constant Current Discharge (Amperes) at 25°C (77°F)													
F.V/Time	15min	20min	30min	45min	1h	2h	3h	4h	5h	6h	8h	10h	20h
1.85V/cell	161.8	141.6	114.6	88.4	65.9	39.5	29.8	23.8	19.9	18.1	14.0	11.7	6.15
1.80V/cell	188.1	157.2	123.9	93.3	72.9	43.0	32.3	25.6	21.4	18.5	15.0	12.5	6.56
1.75V/cell	199.0	167.7	129.6	96.7	75.6	44.3	33.1	26.3	21.9	18.8	15.3	12.7	6.66
1.70V/cell	210.3	174.0	133.4	98.7	78.4	45.8	34.1	26.9	22.4	19.1	15.5	12.9	6.77
1.67V/cell	216.9	178.8	136.0	100.8	80.0	46.5	34.6	27.3	22.7	19.3	15.7	13.0	6.83
1.60V/cell	232.5	183.0	139.6	102.4	83.9	48.5	35.9	28.2	23.3	19.4	16.1	13.3	6.97
Constant Power Discharge (Watts/cell) at 25°C (77°F)													
F.V/Time	15min	20min	30min	45min	1h	2h	3h	4h	5h	6h	8h	10h	20h
1.85V/cell	310.8	269.7	220.6	171.7	128.0	77.3	58.5	46.7	39.1	35.9	27.7	23.2	12.5
1.80V/cell	357.6	295.1	235.0	179.9	140.7	83.6	63.0	50.2	42.0	36.7	29.6	24.7	13.2
1.75V/cell	374.3	311.8	243.8	184.5	144.9	85.7	64.4	51.2	42.8	37.1	30.1	25.0	13.3
1.70V/cell	391.2	321.2	249.6	187.7	149.2	88.0	66.0	52.3	43.6	37.5	30.5	25.4	13.5
1.67V/cell	404.6	328.7	253.9	191.2	151.6	89.2	66.8	52.9	44.1	37.8	30.8	25.6	13.6
1.60V/cell	422.1	331.6	254.9	192.0	157.5	92.2	68.8	54.4	45.2	38.0	31.4	26.1	13.8

# LPF SERIES-FRONT TERMINAL

## LPF12-125 (12V125Ah)



### APPLICATIONS

- For standard power cabinet
- Network connection equipment of communication system
- Power system of special network of local area network
- Power station systems
- UPS

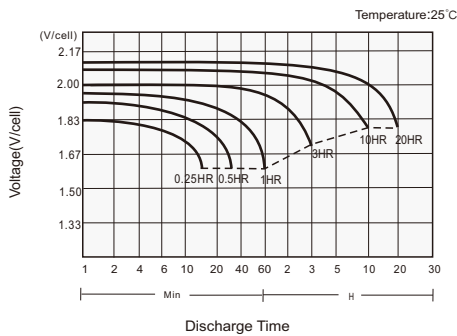
### GENERAL FEATURES

- 12+ years design life (25°C)
- Puncture resistant micro-porous glass mat separators extend life
- Flame-arresting, one-way pressure-relief vent for safety and long life
- Front access design for easy installation and maintenance
- Epoxy-sealed posts eliminate leaks

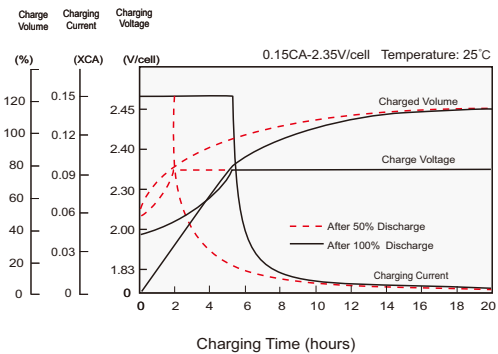
### STANDARDS

- Compliance with IEC 60896 standards, EU Battery Directive
- UL, CE Approved
- Manufactured in Leoch@IATF 16949, ISO 45001, ISO 9001 and ISO 14001 certified production facilities

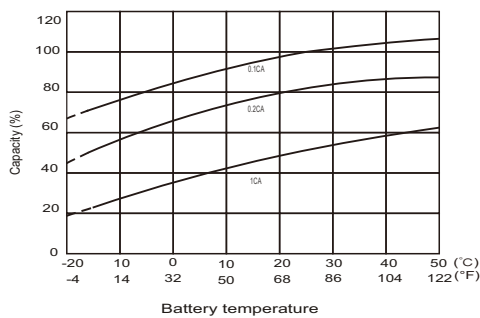
#### Discharge Characteristics



#### Charging Characteristics



#### Effects of Temperature on Capacity



#### Self Discharge Characteristics

