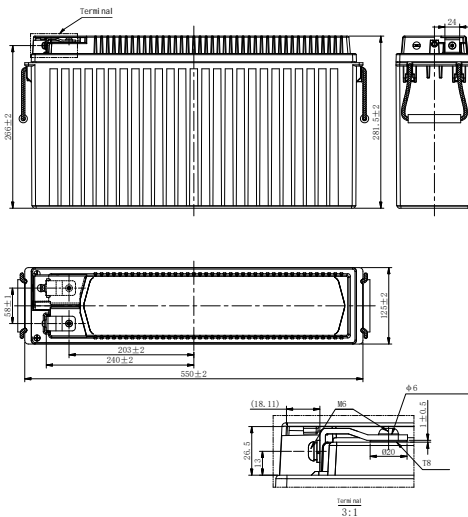



LPF SERIES-FRONT TERMINAL

LPF12-170 (12V170Ah)



CHARACTERISTICS

Item	Specifications	
Rated Voltage	12V	
Nominal Capacity (25°C)	C ₁₀ , 1.80V/cell	170Ah
Dimension	Length	550mm (21.7inches)
	Width	125mm (4.92inches)
	Container Height	281.5mm (11.1inches)
	Total Height	281.5mm (11.1inches)
Approx Weight	51.0kg (112.4lbs)	
Terminal	T8(M6)/T11(M8)	
Container Material	ABS (UL94 HB or V-0 optional)	
Short-circuit current	1530A	
Internal Resistance (25°C)	Approx 4.2 mΩ (Fully charged)	
Operating Temp. Range	Discharge	-15~50°C (5~122°F)
	Charge	-20~40°C (-4~104°F)
	Storage	-15~40°C (5~104°F)
Nominal Operating Temp. Range	25±3°C (77±5°F)	
Max.Charging Current (25°C)	0.3C	
Charge voltage (25°C)	Float Charge	Equalization Charge
	2.25-2.30V/cell	2.35-2.40V/cell
Temp. Coefficient	-3mV/cell/°C	-5mV/cell/°C
	40°C (104°F)	103%
Effect of temp. to Capacity	25°C (77°F)	100%
	0°C (32°F)	86%
	≤3% per month at 25°C (77°F). LPF series batteries may be stored up to 6 months at 25°C (77°F) and then a freshening charge is required. For higher temperatures the time interval will be shorter.	
Self Discharge		

DISCHARGE TABLE

Constant Current Discharge (Amperes) at 25°C (77°F)													
F.V/Time	15min	20min	30min	45min	1h	2h	3h	4h	5h	6h	8h	10h	20h
1.85V/cell	223.0	193.8	158.8	122.4	90.8	54.5	41.1	32.7	27.4	24.6	19.3	16.1	8.52
1.80V/cell	259.3	216.2	170.7	129.4	100.5	59.3	44.5	35.3	29.5	25.2	20.7	17.0	9.00
1.75V/cell	274.3	230.5	177.5	133.5	104.2	61.1	45.7	36.2	30.2	25.6	21.1	17.5	9.24
1.70V/cell	289.9	239.7	183.6	136.0	108.0	63.1	47.0	37.1	30.8	25.9	21.4	17.8	9.38
1.67V/cell	299.0	244.8	187.3	138.9	110.3	64.1	47.7	37.6	31.2	26.2	21.6	17.9	9.47
1.60V/cell	320.5	251.9	192.5	141.0	115.6	66.8	49.5	38.9	32.2	26.4	22.2	18.3	9.67
Constant Power Discharge (Watts/cell) at 25°C (77°F)													
F.V/Time	15min	20min	30min	45min	1h	2h	3h	4h	5h	6h	8h	10h	20h
1.85V/cell	428.3	369.2	305.8	237.7	176.5	106.5	80.6	64.4	53.9	48.8	38.2	32.0	17.2
1.80V/cell	492.9	405.9	323.7	249.4	194.0	115.3	86.8	69.1	57.9	49.9	40.8	34.0	18.1
1.75V/cell	516.0	428.7	333.9	254.9	199.7	118.2	88.8	70.6	59.0	50.5	41.4	34.5	18.4
1.70V/cell	539.2	442.4	343.5	258.7	205.6	121.3	90.9	72.1	60.2	51.0	42.1	35.0	18.6
1.67V/cell	557.6	450.0	349.8	263.4	208.9	122.9	92.1	72.9	60.8	51.4	42.5	35.3	18.7
1.60V/cell	581.8	456.6	355.8	264.4	217.0	127.1	94.9	75.0	62.4	51.7	43.3	35.9	19.0

LPF SERIES-FRONT TERMINAL

LPF12-170 (12V170Ah)



APPLICATIONS

- For standard power cabinet
- Network connection equipment of communication system
- Power system of special network of local area network
- Power station systems
- UPS

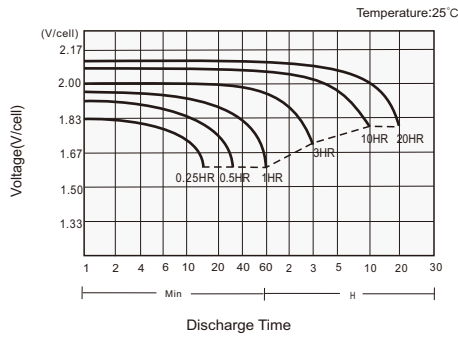
GENERAL FEATURES

- 12+ years design life (25°C)
- Puncture resistant micro-porous glass mat separators extend life
- Flame-arresting, one-way pressure-relief vent for safety and long life
- Front access design for easy installation and maintenance
- Epoxy-sealed posts eliminate leaks

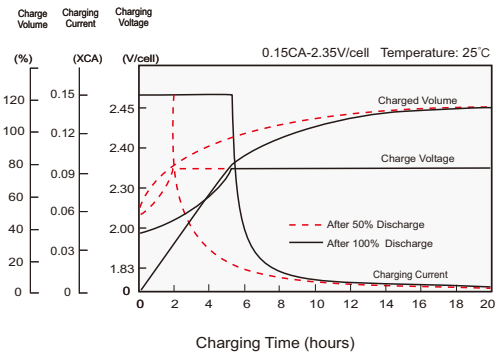
STANDARDS

- Compliance with IEC 60896 standards, EU Battery Directive
- UL, CE Approved
- Manufactured in Leoch@IATF 16949, ISO 45001, ISO 9001 and ISO 14001 certified production facilities

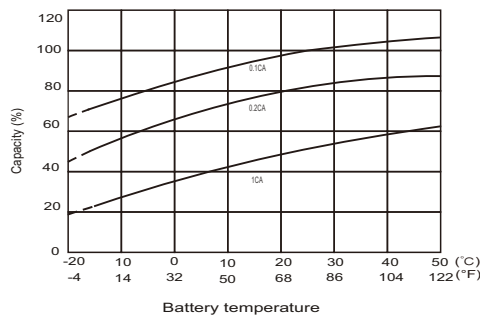
Discharge Characteristics



Charging Characteristics



Effects of Temperature on Capacity



Self Discharge Characteristics

