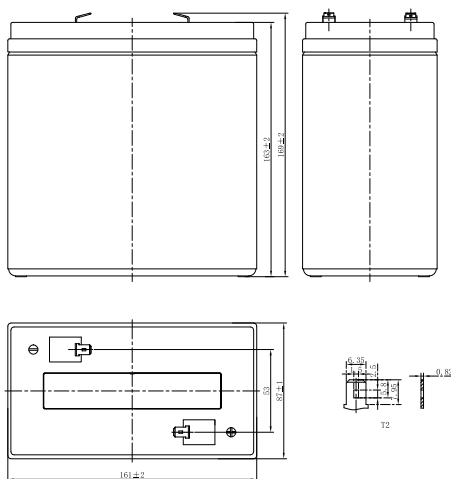


LP SERIES-GENERAL PURPOSE

LP6-36 (6V36Ah)



CHARACTERISTICS

Item	Specifications	
Rated Voltage	6V	
Nominal Capacity (25°C)	C ₂₀ , 1.75V/cell	36Ah
Dimension	Length	161mm (6.34inches)
	Width	87mm (3.43inches)
	Container Height	163mm (6.42inches)
	Total Height	169mm (6.65inches)
Approx Weight	5.12kg (11.3lbs)	
Terminal	T2	
Container Material	ABS (UL94 HB or V-0 optional)	
Short-circuit current	900A	
Internal Resistance (25°C)	Approx 10 mΩ (Fully charged)	
Operating Temp. Range	Discharge	-15~50°C (5~122°F)
	Charge	-20~40°C (-4~104°F)
	Storage	-15~40°C (5~104°F)
Nominal Operating Temp. Range	25±3°C (77±5°F)	
Max. Charging Current (25°C)	0.3C	
Charge voltage (25°C)	Standby Use	Cycle Use
	2.25-2.30V/cell	2.35-2.45V/cell
Temp. Coefficient	-3mV/cell/°C	
	-5mV/cell/°C	
Effect of temp. to Capacity	40°C (104°F)	103%
	25°C (77°F)	100%
	0°C (32°F)	86%
Self Discharge	≤3% per month at 25°C (77°F). LP series batteries may be stored up to 6 months at 25°C (77°F) and then a freshening charge is required. For higher temperatures the time interval will be shorter.	

DISCHARGE TABLE

Constant Current Discharge (Amperes) at 25°C (77°F)																
F.V/Time	5min	10min	15min	20min	30min	45min	1h	1.5h	2h	3h	4h	5h	6h	8h	10h	20h
1.85V/cell	90.4	63.6	52.3	41.4	31.1	23.4	20.3	15.2	12.3	8.99	7.26	6.18	5.29	4.17	3.33	1.76
1.80V/cell	97.2	67.4	54.9	43.1	32.1	24.0	20.8	15.5	12.5	9.13	7.37	6.27	5.38	4.23	3.37	1.78
1.75V/cell	102.5	70.1	56.8	44.3	32.9	24.6	21.2	15.8	12.7	9.28	7.47	6.35	5.44	4.28	3.40	1.80
1.70V/cell	107.3	72.9	58.7	45.6	33.7	25.1	21.6	16.1	12.9	9.42	7.57	6.44	5.50	4.32	3.44	1.81
1.67V/cell	111.0	75.0	60.1	46.5	34.3	25.5	21.9	16.3	13.1	9.51	7.64	6.49	5.55	4.36	3.46	1.83
1.60V/cell	117.8	78.2	62.2	47.9	35.2	26.1	22.4	16.6	13.3	9.68	7.78	6.60	5.63	4.42	3.51	1.85
Constant Power Discharge (Watts/cell) at 25°C (77°F)																
F.V/Time	5min	10min	15min	20min	30min	45min	1h	1.5h	2h	3h	4h	5h	6h	8h	10h	20h
1.85V/cell	171.1	121.1	100.2	79.8	60.1	45.4	39.4	29.6	24.0	17.7	14.3	12.2	10.5	8.27	6.61	3.52
1.80V/cell	182.2	127.4	104.6	82.5	61.7	46.5	40.3	30.2	24.4	17.9	14.5	12.4	10.6	8.38	6.70	3.56
1.75V/cell	189.9	131.6	107.4	84.4	63.0	47.3	40.9	30.6	24.8	18.2	14.7	12.5	10.7	8.46	6.75	3.60
1.70V/cell	196.9	135.9	110.3	86.3	64.3	48.2	41.6	31.1	25.1	18.4	14.8	12.7	10.8	8.54	6.82	3.63
1.67V/cell	202.0	139.0	112.6	87.9	65.3	48.8	42.1	31.4	25.3	18.5	15.0	12.8	10.9	8.61	6.87	3.66
1.60V/cell	210.2	143.1	115.7	90.1	66.7	49.7	42.8	31.9	25.8	18.8	15.2	12.9	11.1	8.72	6.95	3.70

LP SERIES-GENERAL PURPOSE

LP6-36 (6V36Ah)



APPLICATIONS

- Uninterruptable Power Supply (UPS)
- Electric Power System (EPS)
- Emergency backup power supply
- Alarm and security system
- Communication power supply
- DC power supply
- Auto control system

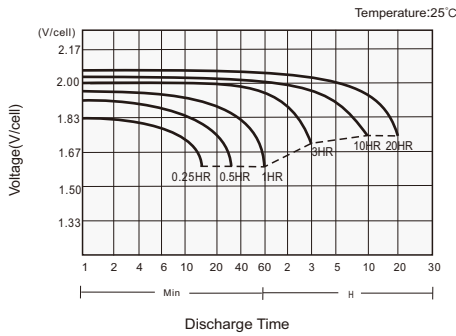
GENERAL FEATURES

- 5 years design life (25°C)
- Lead calcium alloy, sealed design, no watering required
- Puncture resistant micro-porous glass mat separators extend life
- Unique technology optimizes power capacity, cell consistency, and long-term reliability
- Designed for a wide range of applications

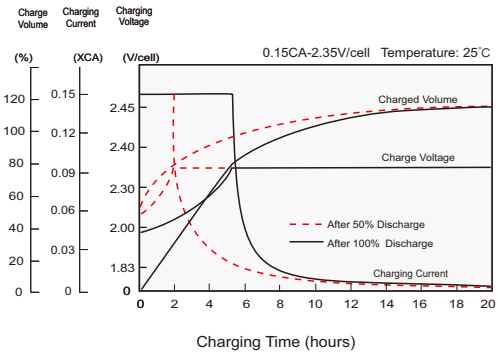
STANDARDS

- Compliance with IEC 60896 standards, EU Battery Directive
- UL, CE Approved
- Manufactured in Leoch@IATF 16949, ISO 45001, ISO 9001 and ISO 14001 certified production facilities

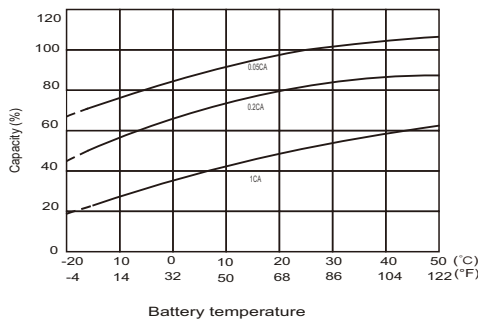
Discharge Characteristics



Charging Characteristics



Effects of Temperature on Capacity



Self Discharge Characteristics

