




LPL Series-Long Life Standby LPL4-8.0(4V8.0Ah)

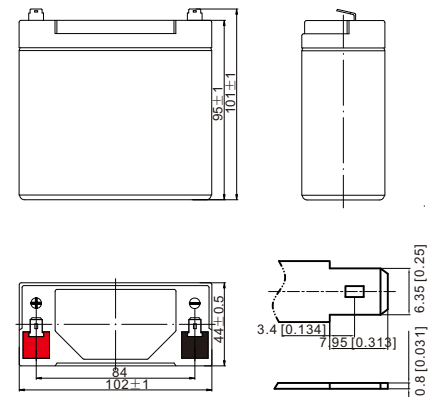


Specifications

| | | |
|-------------------------------|--|--------------------------------|
| Rated Voltage | 4V | |
| Nominal Capacity | 8.0Ah | (C ₂₀ , 1.75V/cell) |
| Dimension | Length | 102±2mm (4.02 inches) |
| | Width | 44±1mm (1.73 inches) |
| | Container Height | 95±1mm (3.74 inches) |
| | Total Height | 101±2mm (3.98 inches) |
| Approx Weight | 1.01 Kg (2.23 lbs) | |
| Terminal | T2 | |
| Container Material | ABS | |
| Rated Capacity (25°C) | 8.00 Ah | (20hr, 0.400A, 1.75V/cell) |
| | 7.96 Ah | (10hr, 0.796A, 1.75V/cell) |
| | 7.75 Ah | (5hr, 1.55A, 1.75V/cell) |
| | 7.11 Ah | (3hr, 2.37A, 1.75V/cell) |
| | 6.05 Ah | (1hr, 6.05A, 1.60V/cell) |
| Max. Discharge Current | 120A (5s) | |
| Internal Resistance (25°C) | Approx 11.0mΩ | |
| Operating Temp. Range | Discharge | -15 ~ 50°C (5 ~ 122°F) |
| | Charge | 0 ~ 40°C (32 ~ 104°F) |
| | Storage | -15 ~ 40°C (5 ~ 104°F) |
| Nominal Operating Temp. Range | 25±3°C (77±5°F) | |
| Cycle Use | Initial Charging Current less than 2.4A. Voltage 2.4V~2.5V at 25°C(77°F)Temp. Coefficient -10mV/°C | |
| Standby Use | Initial Charging Current less than 2.4A. Voltage 2.25V~2.30V at 25°C(77°F)Temp. Coefficient -6mV/°C | |
| Effect of temp. to Capacity | 40°C (104°F) | 103% |
| | 25°C (77°F) | 100% |
| | 0°C (32°F) | 86% |
| Self Discharge | LPL series batteries may be stored for up to 6 months at 25°C(77°F) and then a freshening charge is required. For higher temperatures the time interval will be shorter. | |



Layout



Constant Current Discharge (Amperes) at 25 °C (77°F)


| F.V/Time | 10min | 15min | 20min | 30min | 45min | 1h | 2h | 3h | 4h | 5h | 6h | 8h | 10h | 20h |
|------------|-------|-------|-------|-------|-------|------|------|------|------|------|------|-------|-------|-------|
| 1.85V/cell | 19.6 | 15.6 | 12.5 | 9.34 | 6.78 | 5.54 | 3.14 | 2.30 | 1.81 | 1.51 | 1.26 | 0.963 | 0.777 | 0.392 |
| 1.80V/cell | 20.6 | 16.2 | 12.9 | 9.57 | 6.91 | 5.64 | 3.19 | 2.33 | 1.84 | 1.53 | 1.28 | 0.975 | 0.786 | 0.396 |
| 1.75V/cell | 21.6 | 16.7 | 13.3 | 9.80 | 7.05 | 5.75 | 3.24 | 2.37 | 1.86 | 1.55 | 1.30 | 0.987 | 0.796 | 0.400 |
| 1.70V/cell | 22.6 | 17.3 | 13.7 | 10.0 | 7.18 | 5.85 | 3.29 | 2.40 | 1.89 | 1.57 | 1.31 | 0.999 | 0.805 | 0.404 |
| 1.65V/cell | 23.2 | 17.7 | 14.0 | 10.2 | 7.27 | 5.91 | 3.32 | 2.42 | 1.90 | 1.58 | 1.32 | 1.01 | 0.811 | 0.407 |
| 1.60V/cell | 24.6 | 18.5 | 14.5 | 10.5 | 7.46 | 6.05 | 3.39 | 2.47 | 1.94 | 1.61 | 1.35 | 1.02 | 0.824 | 0.413 |

Constant Power Discharge (Watts/cell) at 25 °C (77°F)

| F.V/Time | 10min | 15min | 20min | 30min | 45min | 1h | 2h | 3h | 4h | 5h | 6h | 8h | 10h | 20h |
|------------|-------|-------|-------|-------|-------|------|------|------|------|------|------|------|------|-------|
| 1.85V/cell | 37.5 | 29.9 | 24.2 | 18.0 | 13.2 | 10.8 | 6.16 | 4.52 | 3.57 | 2.98 | 2.50 | 1.91 | 1.54 | 0.784 |
| 1.80V/cell | 39.2 | 30.9 | 24.8 | 18.4 | 13.4 | 10.9 | 6.23 | 4.58 | 3.61 | 3.01 | 2.53 | 1.93 | 1.56 | 0.792 |
| 1.75V/cell | 40.9 | 31.8 | 25.4 | 18.8 | 13.6 | 11.1 | 6.32 | 4.63 | 3.66 | 3.05 | 2.56 | 1.95 | 1.58 | 0.800 |
| 1.70V/cell | 42.6 | 32.8 | 26.1 | 19.1 | 13.8 | 11.3 | 6.40 | 4.69 | 3.70 | 3.08 | 2.59 | 1.97 | 1.60 | 0.809 |
| 1.65V/cell | 43.6 | 33.4 | 26.4 | 19.3 | 13.9 | 11.4 | 6.45 | 4.73 | 3.73 | 3.10 | 2.61 | 1.99 | 1.61 | 0.813 |
| 1.60V/cell | 45.8 | 34.7 | 27.3 | 19.8 | 14.2 | 11.6 | 6.55 | 4.80 | 3.79 | 3.15 | 2.65 | 2.02 | 1.63 | 0.825 |



LPL Series-Long Life Standby LPL4-8.0(4V8.0Ah)



Applications

- UPS and EPS
- Emergency light
- Railway signal and aircraft signal system
- Marine and power stations
- Alarm and security system
- Electronic apparatus and equipment
- Communication power supply, DC power supply

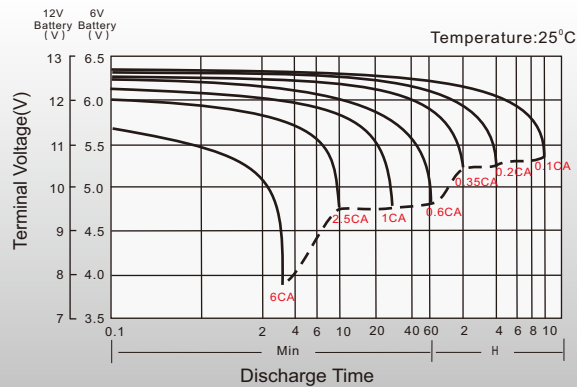
General Features

- 10 ~ 12 years design life(20°C)
- Grid refining technology and the thicker plates are used to extend the battery standby life and reduce the plate grid corrosion speed
- Using oxygen recombination technology: maintenance-free
- Unique vent valve design: control water losing, prevent air and spark going inside

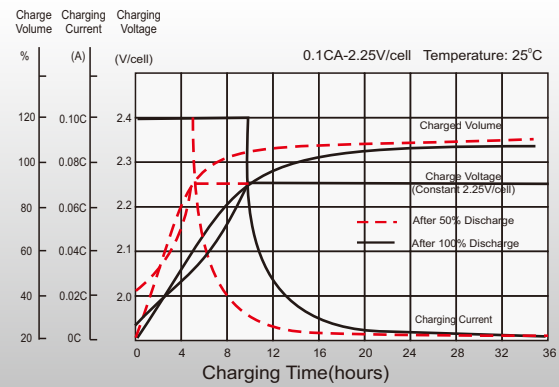
Standards

- Compliance with IEC 60896 standards, EU Battery Directive
- UL, CE Certified
- Manufactured in Leoch@IATF16949, OHSAS 18001, ISO 9001 and ISO 14001 certified production facilities

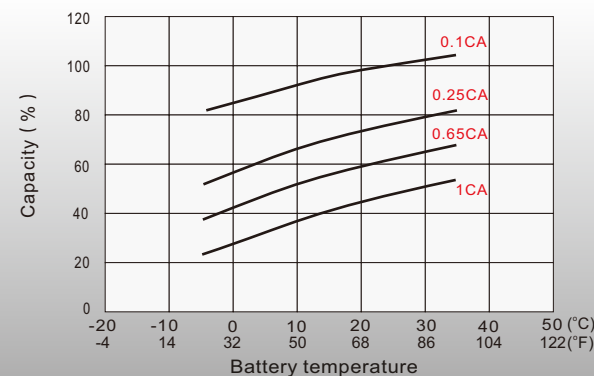
Discharge Characteristics



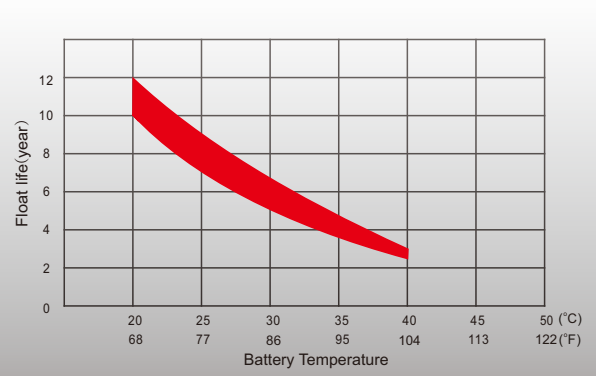
Float Charging Characteristics



Temperature Effects in Relation to Battery Capacity



Float Service Life



Sales Offices Worldwide

China Sales Office

5th Floor, Xinbaohui Bldg., Nanhai Blvd.,
Nanshan, Shenzhen, China. 518052
Tel: +86-755-86036060 (100 lines)
Fax: +86-755-26067269
E-mail: export@leoch.com

HongKong Sales Office

Workshop C, 33/F, TML Tower, No. 3 Hoi Shing Road,
Tsuen Wan, New Territories, Hong Kong
Tel: +852 35786666
Fax: +44 1452 690125
E-mail: sales.hk@leoch.com

Singapore Sales Office

No. 1 Tech Park Crescent,
Singapore 638131
Tel: +65 68636078
Fax: +65 6863 6079
Email: sales.sg@Leoch.com

Australia Sales Office

2 /29 Tarlington Place, Smithfield. NSW 2164
Australia
Tel: 02 9756 0950
E-mail: sales.au@leoch.com

North America Sales Office

19751 Descartes
Foothill Ranch, CA 92610, USA
Tel: 949-588-5853
Fax: 949-588-5966
E-mail: sales@leoch.us

UK Sales Office

9B Wheatstone Court. Waterwells, Business Park,
Gloucester, GL2-2AQ, UK United Kingdom
Tel: +44(0) 1452 729428 / 1452 729696
Fax: +44 1452 690125
E-mail: Sales.Europe@leoch.com

EMEA Sales Office

1 Deligiorgi St., 121 31 Athens,
Greece
Tel: +30 210 5760318 (2 lines)
E-mail: support_EMEA@leoch.com

India Sales Office

Shed no.A-53(b), 2nd Stage of Peenya Industrial Area,
Bangalore North Taluk, Bangalore-560058, India
Tel: +91-80-23440018/23440019
Fax: +91-80-23440017
E-mail: indiasales@leoch.com



[Http://www.leoch.com](http://www.leoch.com)
[Http://www.leoch.us](http://www.leoch.us)

© 2018 LEOCH. All rights reserved.
Trademarks and logos are the property of LEOCH and its affiliates unless otherwise noted.
Subject to revisions without prior notice.

Publication No.: LB-LPL4-8.0-PD-EN-V2.0-201904