

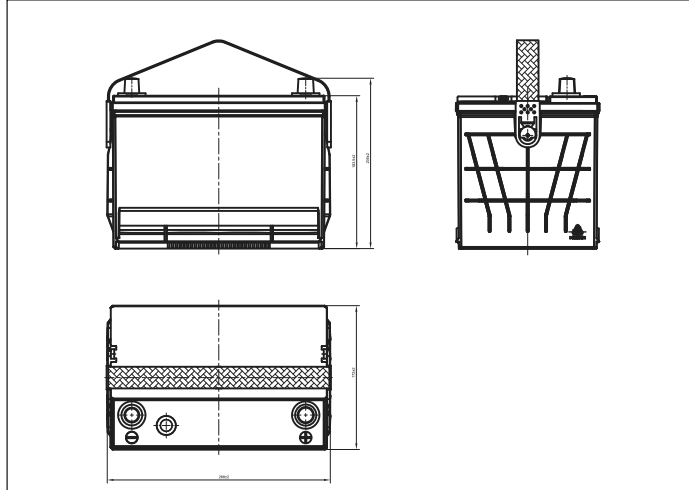


LEOCH BATTERY

# BCI 34R-520 [12V60Ah]



## Dimensions (mm)



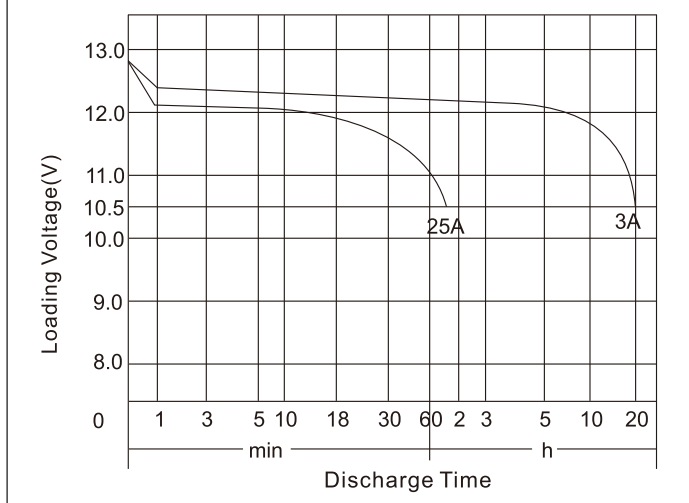
## Physical Specification (mm)

|                        |                             |                                     |
|------------------------|-----------------------------|-------------------------------------|
| Nominal Voltage        |                             | 12V                                 |
| Nominal Capacity(20HR) |                             | 60Ah                                |
| Dimension              | Length                      | 268±2mm(10.55inches)                |
|                        | Width                       | 172±2mm(6.77inches)                 |
|                        | Container Height            | 183.5±2mm(7.22inches)               |
|                        | Total Height(with Terminal) | 205±2mm(8.07inches)                 |
| Weight                 |                             | Approx 15.6Kg(34.3lbs)              |
| Acid                   |                             | 1.280±0.015g/cm <sup>3</sup> (25°C) |
| Standard Terminal      |                             | 1                                   |
| Cell layout            |                             | 0                                   |
| Hold-Down              |                             | B01                                 |
| Cell plate qty         |                             | /                                   |
| Case                   |                             | Black-PP Material                   |
| Cover                  |                             | Black-PP Material                   |
| Handle                 |                             | Black-PP Material                   |
| QTY/PLT/layer          |                             | /                                   |

## Electrical Specification

|                                           |                  |       |
|-------------------------------------------|------------------|-------|
| Rated Capacity                            | 20 hour rate(3A) | 60Ah  |
| Reserve Capacity                          |                  | 98min |
| Cold Cranking Performance Amps@0°F(-18°C) |                  | 520A  |

## Discharge Characteristics(25°C,70°F)

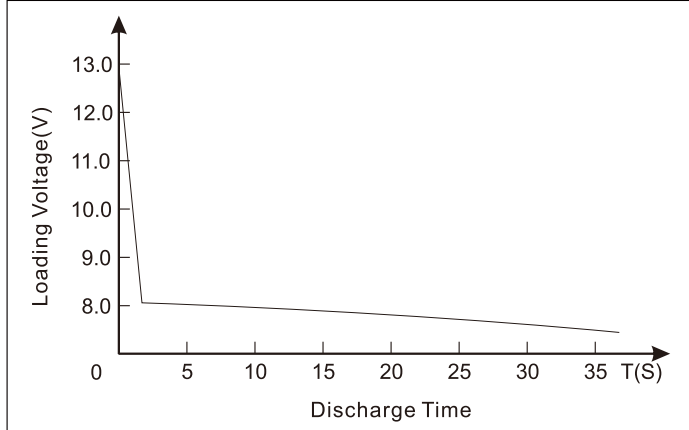


## Standard Terminal (mm)      Cell Layout

| Terminal Type | D                                 |                                   | Cell Layout Diagram |
|---------------|-----------------------------------|-----------------------------------|---------------------|
|               | Positive                          | Negative                          |                     |
| 1             | 19.5 <sup>0</sup> <sub>-0.3</sub> | 17.9 <sup>0</sup> <sub>-0.3</sub> |                     |

Figure(0)

## Discharge Characteristics(-18°C,0°F)



\*Values are subject to variation of +/- 5% in normal manufacturing processes.  
 \*Technical specifications and the product line above could be changed without prior notice.