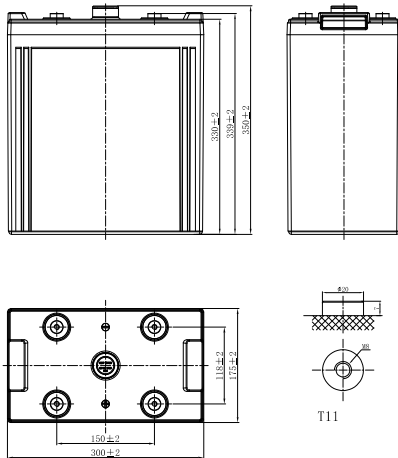


# LPL SERIES-LONG LIFE STANDBY

## LPL2-600 (2V600Ah)



### CHARACTERISTICS

Item	Specifications	
Rated Voltage	2V	
Nominal Capacity (25°C)	C <sub>10</sub> : 1.80V/cell	600Ah
Dimension	Length	300mm (11.8inches)
	Width	175mm (6.89inches)
	Container Height	330mm (13.0inches)
	Total Height	350mm (13.8inches)
Approx Weight	37.0kg (81.6lbs)	
Terminal	T11(M8)	
Container Material	ABS (UL94 HB or V-0 optional)	
Short-circuit current	6600A	
Internal Resistance (25°C)	Approx 0.4 mΩ (Fully charged)	
Operating Temp. Range	Discharge	-15~50°C (5~122°F)
	Charge	-20~40°C (-4~104°F)
	Storage	-15~40°C (5~104°F)
Nominal Operating Temp. Range	25±3°C (77±5°F)	
Max.Charging Current (25°C)	0.3C	
Charge voltage (25°C)	Float Charge	Equalization Charge
	2.25-2.30V/cell	2.35-2.40V/cell
Temp. Coefficient	-3mV/cell/°C	
	-5mV/cell/°C	
Effect of temp. to Capacity	40°C (104°F)	103%
	25°C (77°F)	100%
	0°C (32°F)	86%
Self Discharge	≤3% per month at 25°C (77°F). LPL series batteries may be stored up to 6 months at 25°C (77°F) and then a freshening charge is required. For higher temperatures the time interval will be shorter.	

### DISCHARGE TABLE

Constant Current Discharge (Amperes) at 25°C (77°F)												
F. V/Time	30min	45min	1h	1.5h	2h	3h	4h	5h	6h	8h	10h	20h
1.85V/cell	378.0	330.2	289.0	227.9	184.6	140.4	113.0	95.3	82.7	67.2	56.2	30.1
1.80V/cell	434.1	369.2	319.8	249.3	200.8	151.9	121.8	102.7	88.8	72.0	60.0	31.8
1.75V/cell	454.2	384.2	331.6	257.7	207.0	156.0	124.8	105.0	90.6	73.3	60.9	32.2
1.70V/cell	483.5	398.8	343.8	266.4	213.6	160.6	127.9	107.4	92.6	74.6	61.9	32.6
1.67V/cell	496.9	407.8	351.0	271.2	217.2	163.0	129.7	108.7	93.7	75.4	62.4	32.9
1.60V/cell	506.2	428.8	368.1	283.3	226.2	169.0	134.0	112.1	96.3	77.2	63.8	33.4
Constant Power Discharge (Watts/cell) at 25°C (77°F)												
F. V/Time	30min	45min	1h	1.5h	2h	3h	4h	5h	6h	8h	10h	20h
1.85V/cell	694.1	640.2	561.7	444.3	360.8	275.3	222.0	187.6	163.1	132.9	111.3	59.9
1.80V/cell	790.4	710.6	617.5	483.3	390.5	296.7	238.4	201.5	174.5	142.0	118.6	63.2
1.75V/cell	819.8	733.8	635.8	496.5	400.3	303.3	243.5	205.4	177.7	144.3	120.2	63.9
1.70V/cell	864.7	755.7	654.6	510.3	410.9	310.7	248.7	209.5	181.1	146.5	121.9	64.7
1.67V/cell	879.8	768.8	665.0	517.5	416.3	314.5	251.6	211.7	182.9	147.9	122.8	65.1
1.60V/cell	888.4	800.0	690.8	536.1	430.5	324.2	258.6	217.2	187.3	150.9	125.1	66.2

# LPL SERIES-LONG LIFE STANDBY

## LPL2-600 (2V600Ah)



### APPLICATIONS

- Tele-communication central station (wired or cellular)
- Power system communication, military communication, etc.
- Network communication including: data transmission, television signal transmission, etc.
- Uninterruptable Power System (UPS- for Telecom)
- EPS

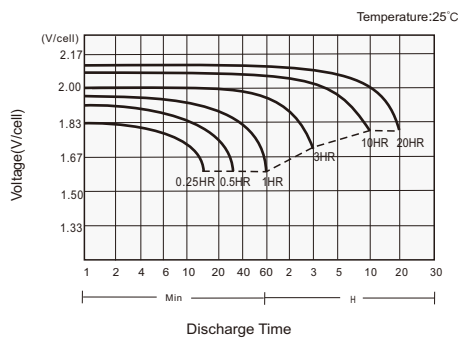
### GENERAL FEATURES

- 16 years design life (25°C)
- Lead calcium alloy, sealed design, no watering required
- Puncture resistant micro-porous glass mat separators extend life
- Unique technology optimizes power capacity, cell consistency, and long-term reliability
- Designed for a wide range of applications

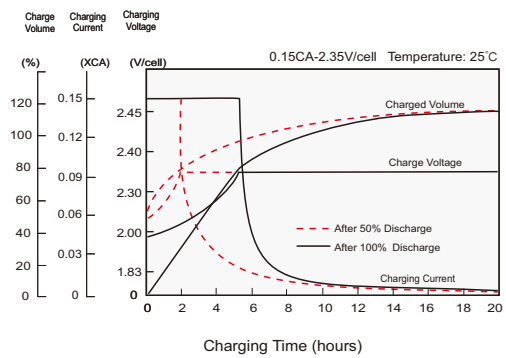
### STANDARDS

- Compliance with IEC 60896 standards, EU Battery Directive
- UL, CE Approved
- Manufactured in Leoch@IATF 16949, ISO 45001, ISO 9001 and ISO 14001 certified production facilities

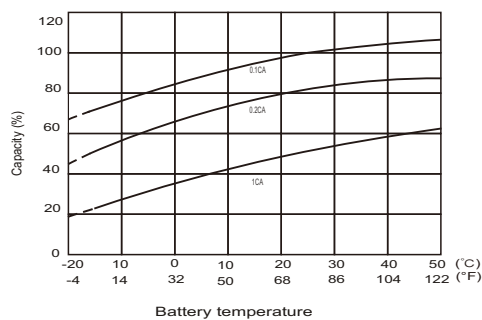
#### Discharge Characteristics



#### Charging Characteristics



#### Effects of Temperature on Capacity



#### Self Discharge Characteristics

