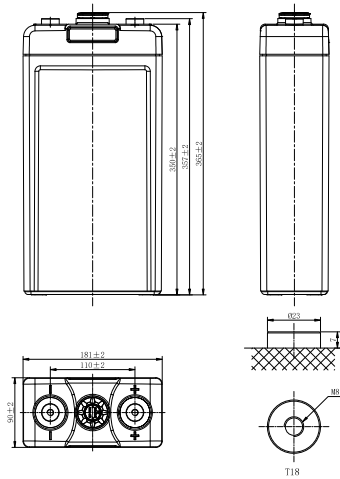


# LHR SERIES-HIGH RATE

## LHR600W (2V600W)



### CHARACTERISTICS

Item	Specifications	
Rated Voltage	2V	
Nominal Rate (25°C)	$W_{15}$ , 1.67V/cell	600W/cell
Nominal Capacity (25°C)	$C_{10}$ , 1.80V/cell	200Ah
Dimension	Length	90mm (3.54inches)
	Width	181mm (7.13inches)
	Container Height	350mm (13.8inches)
	Total Height	365mm (14.4inches)
Approx Weight	12.8kg (28.2lbs)	
Terminal	T18(M8)	
Container Material	ABS (UL94 HB or V-0 optional)	
Short-circuit current	2400A	
Internal Resistance (25°C)	Approx 0.78 mΩ (Fully charged)	
Operating Temp. Range	Discharge	-20~55°C (-4~131°F)
	Charge	-20~40°C (-4~104°F)
	Storage	-15~50°C (5~122°F)
Nominal Operating Temp. Range	25±3°C (77±5°F)	
Max.Charging Current (25°C)	0.25C	
Charge voltage (25°C)	Float Charge	Equalization Charge
	2.25-2.30V/cell	2.30-2.40V/cell
Temp. Coefficient	-3mV/cell/°C	-4mV/cell/°C
	40°C (104°F)	106%
Effect of temp. to Capacity	25°C (77°F)	100%
	0°C (32°F)	86%
	Self Discharge	≤ 3% per month at 25°C (77°F)

### DISCHARGE TABLE

Constant Current Discharge (Amperes) at 25°C (77°F)														
F.V/Time	5min	10min	15min	20min	30min	45min	1h	1.5h	2h	3h	4h	5h	8h	10h
1.85V/cell	314.0	275.5	245.7	201.3	158.0	122.4	105.6	79.0	62.2	48.6	38.6	33.8	22.8	19.5
1.80V/cell	353.5	310.2	273.6	220.0	164.7	129.0	110.0	82.5	65.0	50.1	39.3	34.5	23.5	20.0
1.75V/cell	362.8	326.5	288.2	233.2	173.4	133.5	111.1	85.0	66.4	51.1	40.0	35.3	23.8	20.3
1.70V/cell	401.1	343.5	303.1	245.5	181.9	138.4	115.5	87.5	68.3	53.2	41.0	35.7	24.1	20.5
1.67V/cell	432.4	367.0	319.1	255.3	188.3	141.8	117.7	90.0	69.7	54.2	42.3	36.5	24.4	20.8
1.60V/cell	438.5	372.2	323.6	258.9	190.9	145.2	119.9	92.5	71.6	55.2	43.0	37.2	24.7	21.0

Constant Power Discharge (Watts/cell) at 25°C (77°F)														
F.V/Time	5min	10min	15min	20min	30min	45min	1h	1.5h	2h	3h	4h	5h	8h	10h
1.85V/cell	590.2	517.9	461.9	378.5	297.0	235.1	202.8	155.6	122.5	95.7	76.0	66.5	45.5	39.0
1.80V/cell	664.6	583.1	514.3	413.6	309.6	247.7	211.2	162.5	128.1	98.7	77.4	68.0	47.0	40.0
1.75V/cell	682.0	613.8	541.8	438.5	326.0	256.3	213.3	167.5	130.9	100.7	78.9	69.5	47.6	40.5
1.70V/cell	754.0	645.8	569.7	461.5	342.0	265.7	221.8	172.4	134.6	104.7	80.8	70.4	48.2	41.0
1.67V/cell	813.0	690.0	600.0	480.0	353.9	272.2	226.0	177.3	137.4	106.8	83.3	71.9	48.8	41.5
1.60V/cell	824.4	699.7	608.4	486.7	358.9	278.7	230.2	182.2	141.1	108.8	84.7	73.3	49.3	42.0

# LHR SERIES-HIGH RATE

## LHR600W (2V600W)



### APPLICATIONS

- UPS
- Hospitals and Testing Laboratories
- Emergency Power Supply
- Industrial Process Control Facilities
- Banks and Financial Markets
- Data and Network Operation Centers

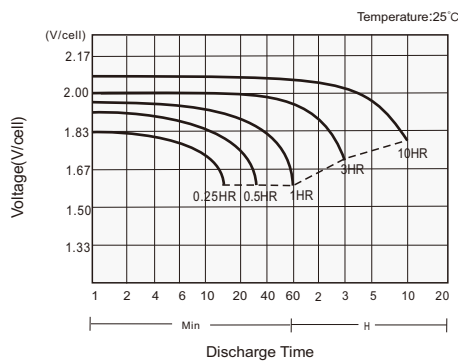
### GENERAL FEATURES

- 16 years design life (25°C)
- Excellent high current performance - optimised for short discharge time
- Advanced AGM technology for superior high-rate power
- Long Life Alloy - minimizing grid growth, reducing gassing and extending battery life
- Epoxy-sealed posts eliminate leaks
- Optimal energy density - saves floor space

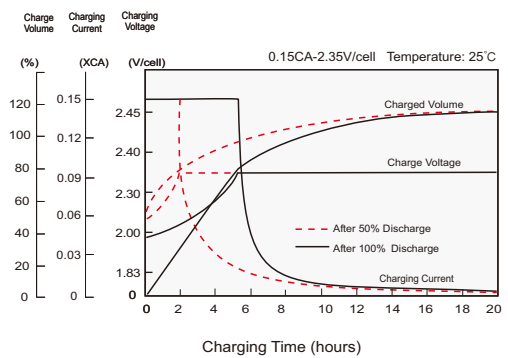
### STANDARDS

- Compliance with IEC 60896 standards
- Classified as "Very Long Life" according to Eurobat
- CE, UL Approved
- Manufactured in Leoch@IATF16949, ISO 45001, ISO 9001 and ISO 14001 certified production facilities

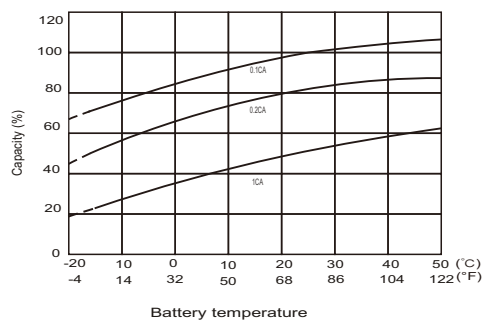
#### Discharge Characteristics



#### Charging Characteristics



#### Effects of Temperature on Capacity



#### Self Discharge Characteristics

