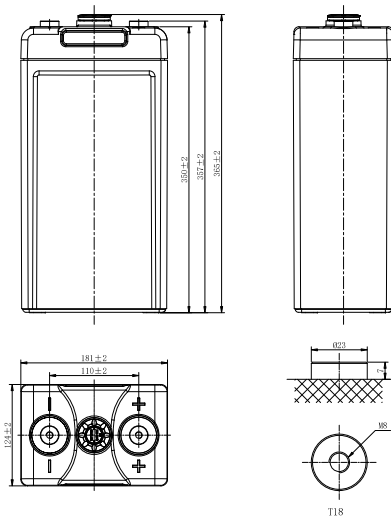


LHR SERIES-HIGH RATE

LHR900W (2V900W)



CHARACTERISTICS

Item	Specifications	
Rated Voltage	2V	
Nominal Rate (25°C)	$W_{15}, 1.67V/cell$	900W/cell
Nominal Capacity (25°C)	$C_{10}, 1.80V/cell$	300Ah
Dimension	Length	124mm (4.88inches)
	Width	181mm (7.13inches)
	Container Height	350mm (13.8inches)
	Total Height	365mm (14.4inches)
Approx Weight	18.2kg (40.1lbs)	
Terminal	T18(M8)	
Container Material	ABS (UL94 HB or V-0 optional)	
Short-circuit current	3600A	
Internal Resistance (25°C)	Approx 0.68 mΩ (Fully charged)	
Operating Temp. Range	Discharge	-20~55°C (-4~131°F)
	Charge	-20~40°C (-4~104°F)
	Storage	-15~50°C (5~122°F)
Nominal Operating Temp. Range	25±3°C (77±5°F)	
Max.Charging Current (25°C)	0.25C	
Charge voltage (25°C)	Float Charge	Equalization Charge
	2.25-2.30V/cell	2.30-2.40V/cell
Temp. Coefficient	-3mV/cell/°C	-4mV/cell/°C
	40°C (104°F)	106%
Effect of temp. to Capacity	25°C (77°F)	100%
	0°C (32°F)	86%
	Self Discharge	≤ 3% per month at 25°C (77°F)

DISCHARGE TABLE

Constant Current Discharge (Amperes) at 25°C (77°F)														
F.V/Time	5min	10min	15min	20min	30min	45min	1h	1.5h	2h	3h	4h	5h	8h	10h
1.85V/cell	470.9	413.2	368.6	302.0	237.0	183.7	158.4	118.5	93.3	72.8	57.8	50.6	34.1	29.3
1.80V/cell	530.3	465.2	410.3	330.0	247.0	193.5	165.0	123.8	97.5	75.2	59.0	51.7	35.3	30.0
1.75V/cell	544.2	489.7	432.3	349.8	260.1	200.3	166.7	127.5	99.6	76.7	60.1	52.9	35.7	30.4
1.70V/cell	601.6	515.3	454.6	368.2	272.9	207.6	173.3	131.3	102.5	79.8	61.5	53.6	36.2	30.8
1.67V/cell	648.7	550.5	478.7	383.0	282.4	212.7	176.6	135.0	104.6	81.3	63.4	54.7	36.6	31.1
1.60V/cell	657.8	558.2	485.4	388.3	286.4	217.8	179.9	138.8	107.4	82.8	64.5	55.8	37.0	31.5

Constant Power Discharge (Watts/cell) at 25°C (77°F)														
F.V/Time	5min	10min	15min	20min	30min	45min	1h	1.5h	2h	3h	4h	5h	8h	10h
1.85V/cell	885.3	776.8	692.9	567.7	445.6	352.6	304.1	233.4	183.8	143.5	113.9	99.7	68.3	58.5
1.80V/cell	996.9	874.6	771.4	620.5	464.4	371.5	316.8	243.8	192.1	148.0	116.1	101.9	70.5	60.0
1.75V/cell	1023.1	920.7	812.7	657.7	489.0	384.5	320.0	251.2	196.3	151.1	118.3	104.3	71.4	60.8
1.70V/cell	1131.0	968.7	854.6	692.3	513.0	398.5	332.6	258.6	201.9	157.1	121.2	105.6	72.3	61.5
1.67V/cell	1219.5	1035.0	900.0	720.0	530.9	408.3	339.0	266.0	206.0	160.1	124.9	107.8	73.2	62.3
1.60V/cell	1236.6	1049.5	912.6	730.1	538.3	418.1	345.3	273.3	211.6	163.2	127.1	110.0	74.0	63.0

LHR SERIES-HIGH RATE

LHR900W (2V900W)



APPLICATIONS

- UPS
- Hospitals and Testing Laboratories
- Emergency Power Supply
- Industrial Process Control Facilities
- Banks and Financial Markets
- Data and Network Operation Centers

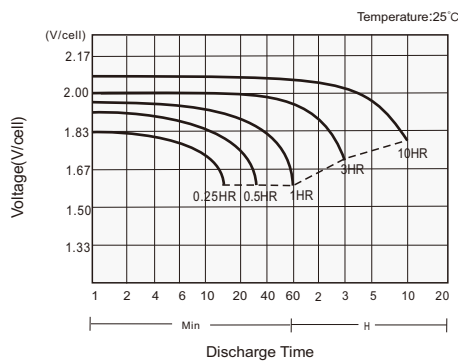
GENERAL FEATURES

- 16 years design life (25°C)
- Excellent high current performance - optimised for short discharge time
- Advanced AGM technology for superior high-rate power
- Long Life Alloy - minimizing grid growth, reducing gassing and extending battery life
- Epoxy-sealed posts eliminate leaks
- Optimal energy density - saves floor space

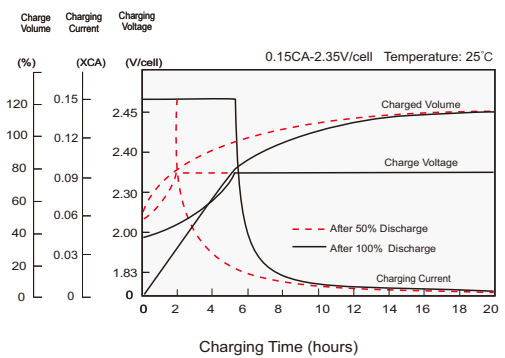
STANDARDS

- Compliance with IEC 60896 standards
- Classified as "Very Long Life" according to Eurobat
- CE, UL Approved
- Manufactured in Leoch@IATF16949, ISO 45001, ISO 9001 and ISO 14001 certified production facilities

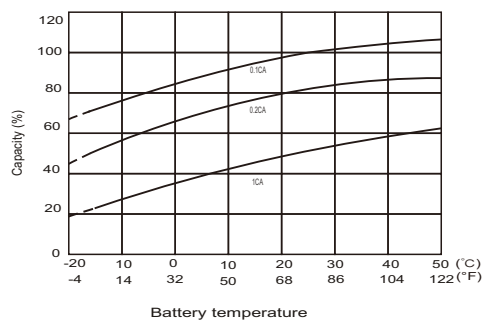
Discharge Characteristics



Charging Characteristics



Effects of Temperature on Capacity



Self Discharge Characteristics

