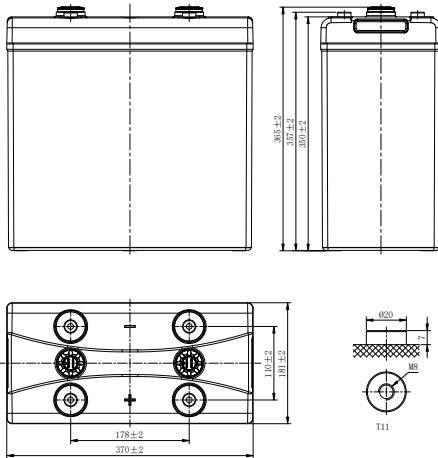


LRC SERIES-LEAD CARBON

LRC2-800 (2V800Ah)



CHARACTERISTICS

Item	Specifications	
Rated Voltage	2V	
Nominal Capacity (25°C)	C ₁₀ , 1.80V/cell	800Ah
Dimension	Length	370mm (14.6inches)
	Width	181mm (7.13inches)
	Container Height	350mm (13.8inches)
	Total Height	365mm (14.4inches)
Approx Weight	61.8kg (136.2lbs)	
Terminal	T11(M8)	
Container Material	ABS (UL94 HB or V-0 optional)	
Short-circuit current	8800A	
Internal Resistance (25°C)	Approx 0.25 mΩ (Fully charged)	
Operating Temp. Range	Discharge	-20~55°C (-4~131°F)
	Charge	-20~40°C (-4~104°F)
	Storage	-20~50°C (-4~122°F)
Nominal Operating Temp. Range	25±3°C (77±5°F)	
Max.Charging Current (25°C)	0.3C	
Charge voltage (25°C)	Standby Use	Cycle Use
	/	2.35-2.40V/cell
Temp. Coefficient	/	-5mV/cell/°C
	40°C (104°F)	103%
Effect of temp. to Capacity	25°C (77°F)	100%
	0°C (32°F)	86%
	Self Discharge	≤3.5% per month at 25°C (77°F)

DISCHARGE TABLE

Constant Current Discharge (Amperes) at 25°C (77°F)																		
F.V/Time	1h	2h	3h	4h	5h	6h	8h	10h	24h	36h	48h	60h	72h	84h	96h	108h	120h	240h
1.90V/cell	317.8	218.9	166.5	141.4	118.3	102.6	83.2	71.5	35.3	23.9	18.3	/	/	/	/	/	/	4.40
1.85V/cell	342.6	235.0	182.9	150.7	126.6	110.0	89.6	77.4	38.2	25.9	19.9	16.0	13.5	11.8	10.6	9.55	8.70	/
1.80V/cell	409.1	249.3	200.0	157.3	131.8	114.4	92.9	80.0	39.2	26.5	20.4	/	/	/	/	/	/	/
1.75V/cell	440.0	260.7	205.7	160.1	134.2	116.5	94.7	81.6	40.2	27.2	20.9	/	/	/	/	/	/	/

Constant Power Discharge (Watts/cell) at 25°C (77°F)																		
F.V/Time	1h	2h	3h	4h	5h	6h	8h	10h	24h	36h	48h	60h	72h	84h	96h	108h	120h	240h
1.90V/cell	623.6	433.9	333.1	284.6	238.7	207.2	168.5	145.3	68.6	46.4	35.7	/	/	/	/	/	/	8.84
1.85V/cell	673.2	459.6	363.1	302.4	254.2	221.1	180.4	156.0	72.0	48.8	37.5	32.0	27.0	23.6	21.2	19.2	17.4	/
1.80V/cell	790.4	483.4	394.3	311.8	262.2	228.2	186.4	161.3	74.5	50.4	38.7	/	/	/	/	/	/	/
1.75V/cell	833.2	502.4	404.4	317.4	266.6	231.7	188.8	163.1	76.0	51.4	39.5	/	/	/	/	/	/	/

LRC SERIES-LEAD CARBON

LRC2-800 (2V800Ah)



APPLICATIONS

- Mobile container storage system
- Peak load shifting energy storage system
- Oil and electricity hybrid energy storage system
- Grid frequency adjustment energy storage system
- New energy communication base station, IDC, UPS etc.
- New energy generation (solar, wind, PV/wind hybrid) access to energy storage systems

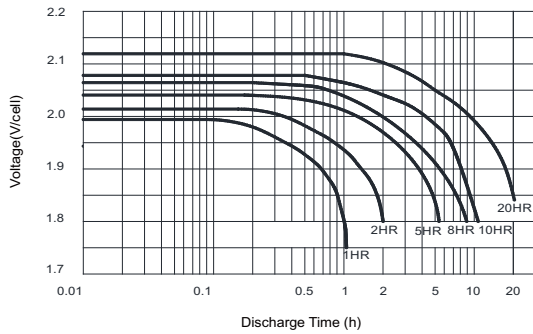
GENERAL FEATURES

- Super Carbon technology enhanced active material to maximize cycle performance and PSoC operation
- 100% leak tested to ensure seal integrity
- High-strength, High Temperature resistant, UL94-V0 Compliant Case and Cover optional
- Extended service life in high temperature applications
- Modular design and installation for less space, easy installation and maintenance

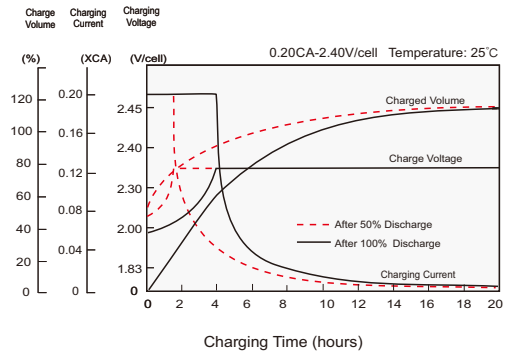
STANDARDS

- Compliance with IEC 61427, BS EN 61427 standards
- UL, CE Approved
- Manufactured in Leoch@IATF16949, ISO 45001, ISO 9001 and ISO 14001 certified production facilities

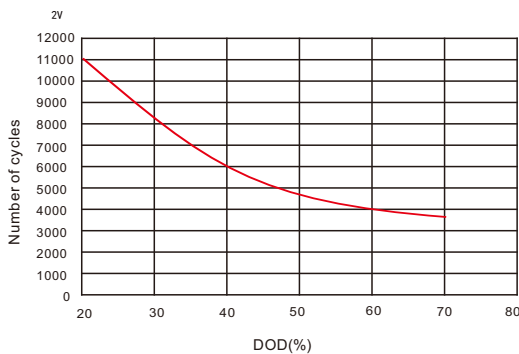
Discharge Characteristics



Charging Characteristics



Cycle Life in Relation to DoD



Self Discharge Characteristics

