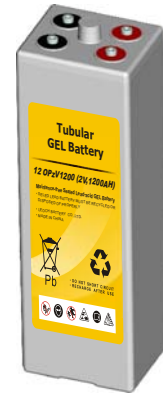


Specification

Nominal Voltage	2V	
Capacity	1200.0Ah@10hr to 1.80V/cell	
Dimension	Length	275±3mm (10.8 inches)
	Width	210±3mm (8.27 inches)
	Container Height	646±3mm (25.4 inches)
	Total Height (with Terminal)	681±3mm (26.8 inches)
Approx Weight	Approx 93.0 kg (205lbs)	
Container Material	ABS	
Rated Capacity	1200 AH/120.0A	(10hr, 1.80V/cell, 20°C/68°F)
	1035 AH/207A	(5hr, 1.75V/cell, 20°C/68°F)
	915 AH/305A	(3hr, 1.75V/cell, 20°C/68°F)
	681 AH/681A	(1hr, 1.60V/cell, 20°C/68°F)
Max. Discharge Current	9600A (5s)	
Internal Resistance	Approx 0.45mΩ	
Operating Temp. Range	Discharge	-20~55°C (-4~131°F)
	Charge	0~40°C (32~104°F)
	Storage	-20~50°C (-4~122°F)
Cycle Use	Initial Charging Current less than 240.0A. Voltage 2.40V~2.50V at 20°C(68°F)Temp. Coefficient -5mV/°C	
	No limit on Initial Charging Current Voltage 2.25V~2.30V at 20°C(68°F)Temp. Coefficient -3mV/°C	
Standby Use	2.25V~2.30V at 20°C(68°F)Temp. Coefficient -3mV/°C	
Self-discharge	<2% pre month @ 20°C(68°F)	



Applications

- ◆ Solar energy, wind energy
- ◆ Electric power, nuclear power
- ◆ Communication
- ◆ Ship, maritime affairs
- ◆ UPS, medical facilities and emergency lighting
- ◆ Situation with high environmental protection and energy-saving
- ◆ Better safety performance and reliability
- ◆ Designed service life of 20 years

Main Technical Advantages

- ◆ Plate: positive plate adopts tubular plate which can prevent active material falling, and adopts multi-component alloy frame. have fine corrosion-resisting performance and long service life. Negative plate adopts special radiated structure.
- ◆ Separator: adopt special micro-pore PVC-SiO₂ separator from Europe AMER-SIL Company, separator have big porosity and low resistance.
- ◆ Electrolyte: adopts Germany gassilicon dioxide, electrolyte in gel state in the battery without flowing, leakage and lamination can be avoided.
- ◆ Safety valve: adopt Germany technology, constant opening and closing, accumulator case expansion, damage and electrolyte dry up can be avoided.

Constant Current Discharge (Amperes) at 20 °C (68 °F)

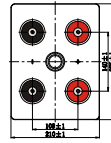
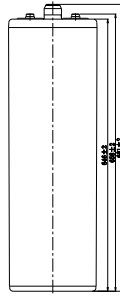
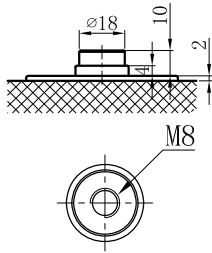
F.V/Time	10min	15min	30min	1h	2h	3h	5h	8h	10h
1.85V/cell	818	777	670	535	354	274	188	132	112
1.80V/cell	1006	941	780	602	389	298	203	141	120
1.75V/cell	1190	1053	832	626	400	305	207	143	122
1.70V/cell	1336	1149	880	651	410	311	210	145	123
1.65V/cell	1435	1213	915	669	419	317	214	147	125
1.60V/cell	1501	1256	939	681	424	321	216	148	125

Constant Power Discharge (Watts) at 20 °C (68 °F)

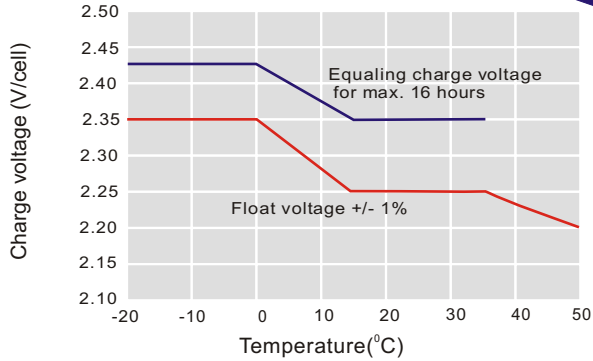
F.V/Time	10min	15min	30min	1h	2h	3h	5h	8h	10h
1.85V/cell	1522	1460	1279	1034	689	535	370	261	224
1.80V/cell	1839	1743	1476	1157	753	580	398	279	238
1.75V/cell	2138	1923	1557	1196	769	591	404	283	242
1.70V/cell	2357	2069	1632	1234	785	600	409	286	244
1.65V/cell	2486	2152	1680	1261	798	608	414	289	246
1.60V/cell	2551	2196	1705	1275	804	613	417	290	248

Dimensions

T11 Terminal

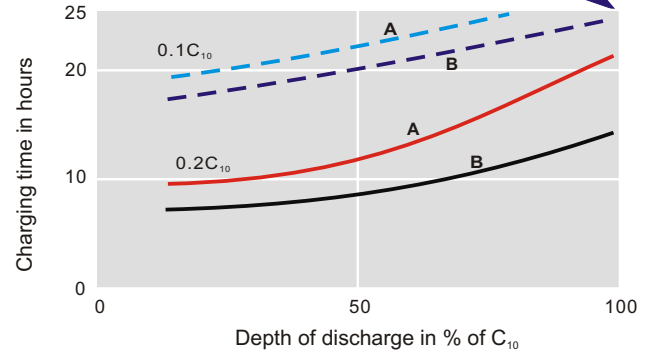


Discharge Characteristics



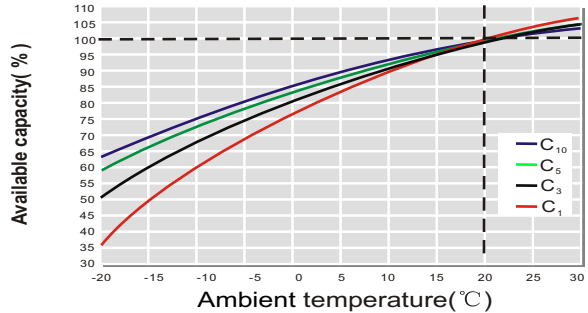
For continuous charging we recommend a voltage of 2.25 V. The charging voltage must be compensated to the curve for continuously different battery ambient temperature.

Charging Characteristics

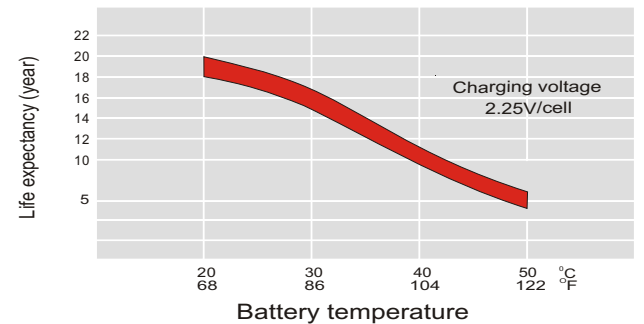


Charge voltage:
 A—2.25 V/cell B—2.40 V/cell
 - - - State of charge 100 % - - - State of charge 90 %

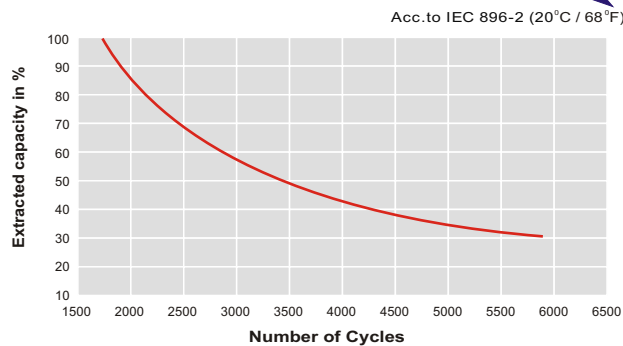
Temperature Effects in Relation to Battery Capacity



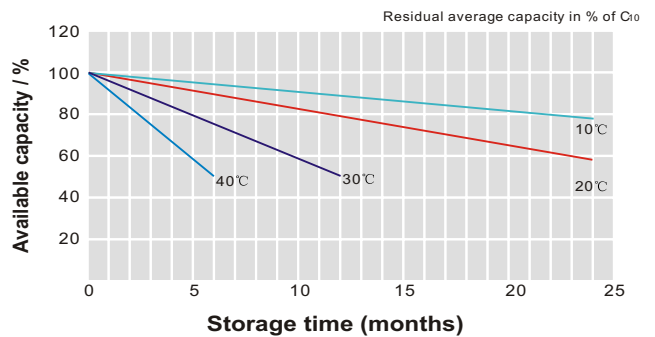
Effect of Temperature on Long Term Float Life



Cycle Life in Relation to Depth of Discharge



General Relation of Capacity VS. Storage Time



Sales Office

China sales office:

Add: 5th Floor, Xinbaohui Bldg., Nanshan Blvd., Nanshan, Shenzhen, China. 518052
 Tel: +86-755-86036060 (100 lines)
 Fax: +86-755-26067269
 E-mail: export@leoch.com

North America sales office:

Add: 19751 Descartes, Unit A, Foothill Ranch, CA 92610, USA
 Tel: 949-588-5853
 Fax: 949-588-5966
 E-mail: sales@leoch.us

Europe sales office:

Add: 9B Wheatstone Park, Waterwells Business Park, Gloucester, GL2 2AQ. UK.
 Tel: +44(0) 1452 729428
 Fax: +44 (0)1452-690125
 E-mail: Sales.Europe@leoch.com