



# Contents 目錄

Corporate Information	公司資料	2
Financial Highlights	財務摘要	5
Chairman's Statement	主席報告	7
Management Discussion and Analysis	管理層討論及分析	12
Directors and Senior Management	董事及高級管理層	45
Report of the Directors	董事會報告	53
Corporate Governance Report	企業管治報告	81
Independent Auditor's Report	獨立核數師報告	106
Consolidated Statement of Profit or Loss	綜合損益表	115
Consolidated Statement of Comprehensive Income	綜合全面收益表	117
Consolidated Statement of Financial Position	綜合財務狀況表	119
Consolidated Statement of Changes in Equity	綜合權益變動表	122
Consolidated Statement of Cash Flows	綜合現金流量表	124
Notes to the Financial Statements	財務報表附註	129
Five Year Financial Summary	五年財務摘要	323

# Corporate Information 公司資料

## BOARD OF DIRECTORS

### Executive Directors

Dr. DONG Li (*Chairman*)  
Mr. WU Kouyue (*Chief Executive Officer*)  
(appointed with effect from 8 January 2026)  
Ms. HONG Yu

### Independent Non-Executive Directors

Mr. CAO Yixiong Alan  
Mr. LAU Chi Kit  
Mr. LU Zhiqiang

## BOARD COMMITTEES

### Audit Committee

Mr. CAO Yixiong Alan (*Chairman*)  
Mr. LAU Chi Kit  
Mr. LU Zhiqiang

### Remuneration Committee

Mr. LAU Chi Kit (*Chairman*)  
Dr. DONG Li  
Mr. CAO Yixiong Alan

### Nomination Committee

Dr. DONG Li (*Chairman*)  
Ms. HONG Yu (appointed with effect from 25 June 2025)  
Mr. LAU Chi Kit  
Mr. CAO Yixiong Alan (appointed with effect from 25 June 2025)  
  
Mr. LU Zhiqiang

### Company Secretary

Ms. LIN Jianan

## 董事會

### 執行董事

董李博士 (*主席*)  
吳扣月先生 (*行政總裁*)  
(自二零二六年一月八日起獲委任)  
洪渝女士

### 獨立非執行董事

曹亦雄先生  
劉智傑先生  
盧志強先生

## 董事會委員會

### 審核委員會

曹亦雄先生 (*主席*)  
劉智傑先生  
盧志強先生

### 薪酬委員會

劉智傑先生 (*主席*)  
董李博士  
曹亦雄先生

### 提名委員會

董李博士 (*主席*)  
洪渝女士 (自二零二五年六月二十五日起獲委任)  
劉智傑先生  
曹亦雄先生 (自二零二五年六月二十五日起  
獲委任)  
盧志強先生

### 公司秘書

林佳楠女士



## AUTHORISED REPRESENTATIVES

Dr. DONG Li  
Ms. LIN Jianan

## AUDITOR

Ernst & Young

## REGISTERED OFFICE IN THE CAYMAN ISLANDS

Cricket Square, Hutchins Drive  
PO Box 2681  
Grand Cayman KY1-1111  
Cayman Islands

## PRINCIPAL PLACE OF BUSINESS IN HONG KONG

Unit C, 33rd Floor  
TML Tower  
No.3 Hoi Shing Road  
Tsuen Wan, New Territories  
Hong Kong

## HEADQUARTERS

152 BEACH ROAD  
#22-01/04,  
GATEWAY EAST,  
SINGAPORE

## COMPANY'S WEBSITE

[www.leoch.com](http://www.leoch.com)

## STOCK CODE

842

## 授權代表

董李博士  
林佳楠女士

## 核數師

安永會計師事務所

## 開曼群島註冊辦事處

Cricket Square, Hutchins Drive  
PO Box 2681  
Grand Cayman KY1-1111  
Cayman Islands

## 香港主要營業地點

香港  
新界荃灣  
海盛路3號  
TML廣場  
33樓C室

## 總部

新加坡  
美芝路152號  
新門廣場東座  
22樓01/04室

## 公司網站

[www.leoch.com](http://www.leoch.com)

## 股份代號

842



## CAYMAN ISLANDS PRINCIPAL SHARE REGISTRAR

Conyers Trust Company (Cayman) Limited  
Cricket Square  
Hutchins Drive  
P.O. Box 2681  
Grand Cayman KY1-1111  
Cayman Islands

## HONG KONG BRANCH SHARE REGISTRAR AND TRANSFER OFFICE

Tricor Investor Services Limited  
17/F, Far East Finance Centre,  
16 Harcourt Road, Hong Kong

## PRINCIPAL BANKERS

Bank of China Limited  
The Hongkong and Shanghai Banking Corporation Limited  
Hang Seng Bank Limited  
China Construction Bank Corporation  
The Bank of East Asia Limited  
Rural Commercial Bank Ltd.  
China Guangfa Bank Co., Ltd.  
Industrial and Commercial Bank of China Limited  
Agricultural Bank of China Limited  
Shanghai Pudong Development Bank Co., Ltd.  
China Minsheng Banking Corporation Limited

## 開曼群島股份登記總處

Conyers Trust Company (Cayman) Limited  
Cricket Square  
Hutchins Drive  
P.O. Box 2681  
Grand Cayman KY1-1111  
Cayman Islands

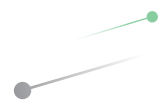
## 香港股份過戶登記分處

卓佳證券登記有限公司  
香港夏慤道16號  
遠東金融中心17樓

## 主要往來銀行

中國銀行股份有限公司  
香港上海滙豐銀行有限公司  
恒生銀行有限公司  
中國建設銀行股份有限公司  
東亞銀行有限公司  
農村商業銀行有限公司  
廣發銀行股份有限公司  
中國工商銀行有限公司  
中國農業銀行股份有限公司  
上海浦東發展銀行股份有限公司  
中國民生銀行股份有限公司

# Financial Highlights 財務摘要

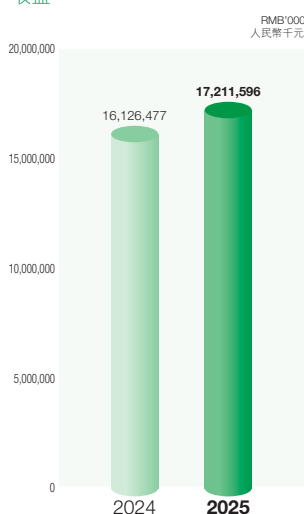


Leoch International Technology Limited (the “Company”) and its subsidiaries (together, the “Group”) are pleased to announce the following financial highlights:

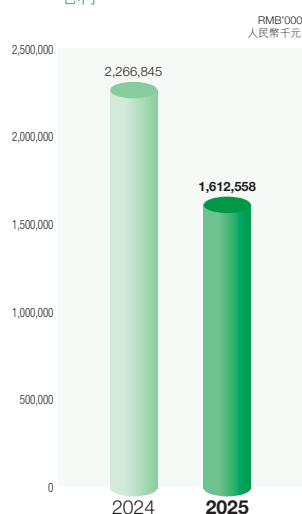
理士國際技術有限公司(「本公司»)及其附屬公司(統稱為「本集團»)欣然宣佈下列財務摘要：

		Year ended 31 December 截至十二月三十一日止年度		
		2025 二零二五年 RMB'000 人民幣千元	2024 二零二四年 RMB'000 人民幣千元 (Restated) (經重列)	Change 變動
Turnover	營業額	17,211,596	16,126,477	6.7%
Gross profit	毛利	1,612,558	2,266,845	-28.9%
(Loss)/Profit for the year	本年度(虧損)/溢利	-190,667	600,736	-131.8%
(Loss)/Profit attributable to owners of the parent	母公司擁有人應佔(虧損)/溢利	-173,900	603,627	-128.8%
Basic (loss)/earnings per share (RMB)	每股基本(虧損)/盈利(人民幣元)	-0.12	0.44	-127.3%

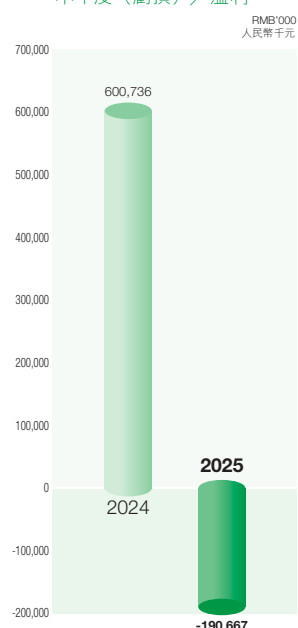
Revenue  
收益



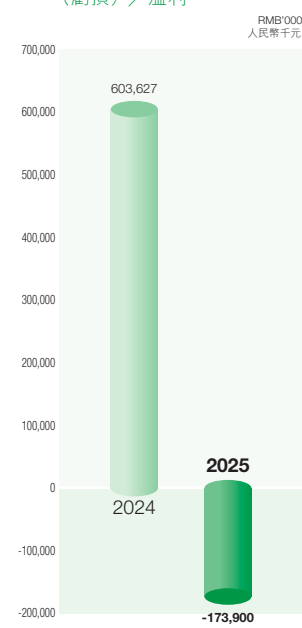
Gross profit  
毛利



(Loss)/Profit for the year  
本年度(虧損)/溢利



(Loss)/Profit attributable to owners of the parent  
母公司擁有人應佔(虧損)/溢利



## Financial Highlights 財務摘要

For the year ended 31 December 2025 (the “**Period**”), the Group’s audited loss attributable to owners of the parent amounted to approximately RMB173.9 million.

Basic loss per share was RMB0.12 (2024: RMB0.44), the calculation of such basic earnings per share amount is based on the profit for the year attributable to owners of the parent and the weighted average number of ordinary shares of 1,418,454,159 (2024: 1,373,897,419) in issue during the year.

The board of directors (the “**Board**”) of the Company does not recommend the declaration and payment of a final dividend for the year ended 31 December 2025 (2024: HK7 cents per share).

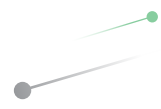
The register of members of the Company will be closed from Tuesday, 12 May 2026, to Friday, 15 May 2026, (both days inclusive) for the purpose of determining Shareholders’ entitlement to attend and vote at the AGM, during which period no transfer of Shares will be registered. In order to be eligible to attend and vote at the AGM, Shareholders should ensure that all transfer documents, accompanied by the relevant share certificates, are lodged with the Company’s branch share registrar, Tricor Investor Services Limited, at 17/ F, Far East Finance Centre, 16 Harcourt Road, Hong Kong for registration by no later than 4:30 p.m. on Monday, 11 May 2026. The record date for determining Shareholders’ entitlement to attend and vote at the AGM will be Friday, 15 May 2026.

本集團截至二零二五年十二月三十一日止年度（「**期內**」）經審核母公司擁有人應佔虧損為約人民幣173.9百萬元。

每股基本虧損為人民幣0.12元（二零二四年：人民幣0.44元），該每股基本盈利金額乃按母公司擁有人應佔本年度溢利及年內已發行普通股加權平均數1,418,454,159股（二零二四年：1,373,897,419股）股份為基準計算。

本公司董事會（「**董事會**」）不建議宣派及派付截至二零二五年十二月三十一日止年度之末期股息（二零二四年：每股7港仙）。

為確定股東出席股東週年大會並於會上投票的資格，本公司將於二零二六年五月十二日（星期二）至二零二六年五月十五日（星期五）（包括首尾兩日）暫停辦理股東登記手續，期間將不會為股份進行過戶登記。為符合資格出席股東週年大會並於會上投票，股東應確保所有過戶文件連同有關股票文件不遲於二零二六年五月十一日（星期一）下午四時三十分送交本公司的股份過戶登記分處卓佳證券登記有限公司（地址：香港夏慤道16號遠東金融中心17樓），以辦理登記手續。確定股東出席股東週年大會並於會上投票資格的記錄日期將為二零二六年五月十五日（星期五）。



## WORDS FROM THE CHAIRMAN

Time flies and years pass by. As we stand at the new starting point of 2026, we look back on the journey of 2025, which witnessed both perseverance and breakthroughs. On behalf of the board of directors (the “**Board**”) of Leoch International Technology Limited (the “**Company**”) and its subsidiaries (together, the “**Group**” or “**Leoch**”), I hereby present Leoch’s audited report on its annual results for the year ended 31 December 2025 (the “**Period**”) for shareholders’ review. We are deeply grateful for the dedication and trust of every partner alongside us.

### Operating Review: Forging Ahead Amid Pressure with Steady yet Modest Progress

In 2025, the profound restructuring of the global economic landscape brought unprecedented operational pressure to the manufacturing sector. During the Period, the Group achieved turnover of RMB17.212 billion, representing a year-on-year increase of 6.7%. Affected by the decline in gross profit margin, increased expense and other factors, the loss attributable to the owners of the parent recorded a loss of RMB174 million, with basic loss per share of RMB0.12. Despite challenges in profitability, the Group’s asset scale remained stable. As at 31 December 2025, total assets amounted to RMB15.523 billion and total equity stood at RMB4.842 billion, laying a solid foundation for the Group’s future development.

### Outlook and Challenges

2026 is a pivotal year for Leoch’s development. We will take “stabilizing growth, strengthening foundations and enhancing efficiency” as our core principles, and focus on three strategic directions to drive the steady and sustained development of the Group.

## 主席致辭

歲月不居，時節如流。站在2026年的新起點，我們回望2025年的歷程，既有堅守，也有突破。本人謹代表理士國際技術有限公司（「**本公司**」）及其附屬公司（統稱「**本集團**」或「**理士**」）董事會（「**董事會**」）提呈本集團截至二零二五年十二月三十一日止年度（「**期內**」）的經審核全年業績報告，請各位股東省覽，感恩每一位同行者的付出與信任。

### 經營回顧：承壓前行，穩中略進

二零二五年，全球經濟格局深度調整，給製造業帶來了前所未有的經營壓力。期內本集團實現營業收入172.12億元人民幣，同比增長6.7%；受毛利率下滑、費用投入增加等因素影響，母公司擁有人應佔虧損為人民幣1.74億元人民幣，每股基本虧損人民幣0.12元。儘管盈利面臨挑戰，但本集團資產規模保持穩定，截至二零二五年十二月三十一日，總資產人民幣155.23億元，權益總額人民幣48.42億元，為本集團後續發展打下了基礎。

### 前景與挑戰

二零二六年，是理士發展的關鍵之年。我們將以「穩增長、強根基、提效益」為核心，聚焦三個戰略方向，推動企業行穩致遠。



# Chairman's Statement 主席報告

## (1) Core Strategic Objectives

1. Operational Objectives: Strive for steady revenue growth, improve gross profit margin and return to profitability; optimize the business structure and raise the proportion of high-margin businesses.
2. Development Objectives: Consolidate the core competitive advantages of lead-acid batteries, accelerate the industrialization of lithium battery technologies, and improve the dual-wheel drive layout of "lead-acid batteries + lithium batteries"; deepen the global footprint to enhance the risk resilience of regional markets.

## (2) Key Work Arrangements

1. Products and Technologies: Dual-wheel Drive for Breakthroughs and Upgrades
  - Continuously optimize lead-acid battery products, promote the upgrade of plate production processes, enhance product performance and service life, and consolidate the Group's market position in data centers, telecommunications and other sectors.
  - Accelerate the R&D and industrialization of lithium battery technologies, focusing on application scenarios including energy storage systems, data centers, telecommunications and automotive low-voltage batteries. Push for products to obtain authoritative certifications to build leading product advantages, systematically advance the development and finalisation of energy management products, and lay a solid foundation for such product lines.

## (一) 核心戰略目標

1. 經營目標：力爭實現營收穩步增長，改善毛利率，扭虧為盈；優化業務結構，提高高毛利業務佔比。
2. 發展目標：鞏固鉛酸電池核心優勢，加速鋰電技術產業化落地，完善「鉛電 + 鋰電」雙輪驅動格局；深化全球佈局，提升區域市場抗風險能力。

## (二) 重點工作部署

1. 產品與技術：雙輪驅動，突破升級
  - 持續優化鉛酸電池產品，推廣極板生產工藝升級，提升產品性能與壽命，鞏固在數據中心、通信等領域的市場地位。
  - 加速鋰電池技術研發與產業化，重點佈局儲能系統、數據中心、通信、汽車低壓電池等場景，推動產品通過權威認證，實現產品的領先優勢，系統推動能源管理產品的開發和定型，打好能源管理產品的基礎。

### 2. Three Growth Curves: Product Extension and Continuous Iteration

- First Growth Curve: Centered on lead-acid batteries, deepen penetration in core markets such as the Chinese mainland and overseas markets, strengthen channel development, accelerate market coverage and boost sales volume. Through diversified channels and by leveraging partners' local resources, customer networks and operational capabilities, the Group will expand product reach to more regions and potential customers, speed up the improvement of the channel system, enhance brand exposure, achieve win-win cooperation between the Group and channel partners, and provide strong momentum for the Group's sustained growth.
- Second Growth Curve: Centered on lithium batteries and related systems, and relying on decades of battery technology accumulation and global industrial layout, the Group will accelerate the construction of an intelligent lithium battery ecosystem integrating "hardware + software + services" with Energy Management Systems (EMS) at its core. It will pursue substantial progress in energy storage, telecommunications, data centers and automotive low-voltage sectors. Meanwhile, the Group is developing sodium-ion battery products to explore the market application of sodium-ion batteries in relevant industries.

### 2. 三個增長曲線：產品延伸，不斷疊代

- 第一增長曲線：以鉛酸電池為抓手，深耕中國內地及海外等核心市場，加強渠道市場的開拓，加速擴大市場覆蓋、提升產品銷量。通過多元化渠道，借助合作夥伴的本地資源、客戶網絡和運營能力，讓產品更快觸達更多區域與潛在客戶，加快完善渠道體系的進程，增強品牌曝光度，實現廠商與渠道夥伴的互利共贏，為企業持續增長提供強勁動力。
- 第二增長曲線：以鋰電池及其系統為抓手，依託數十年電池技術積澱與全球化產業佈局，加速構建以能源管理系統(EMS)為核心、「硬件+軟件+服務」一體化的智慧鋰電池生態，在儲能、通信、數據中心、汽車低壓領域取得長足的進步與發展。同時，本集團也在開發鈉離子電池產品，開拓鈉離子電池在相關行業的市場。

- Third Growth Curve: Taking EMS as the digital hub, Leoch integrates diverse energy facilities including energy storage, photovoltaic, backup power and loads, transforming from a traditional single hardware supplier to a full-lifecycle smart energy solution provider. Focusing on users' core pain points, and relying on the global R&D and manufacturing network, the Group deeply integrates EMS with self-developed Battery Management Systems (BMS) and Energy Storage Systems (ESS), establishing a collaborative "source-grid-load-storage" regulation system. It provides customers with one-stop services covering energy monitoring, intelligent dispatch, time-of-use arbitrage, safety protection and carbon management, achieving a triple enhancement in energy efficiency, economic benefits and low-carbon value.

### 3. Sustainable Development: Fulfilling Responsibilities for Green Win-Win Cooperation

- Adhere to the environmental bottom line, continuously improve the environmental performance of production and promote green manufacturing.
- Actively fulfil social responsibilities, participate in public welfare initiatives and support regional economic development.
- Strengthen collaboration with partners to build a win-win industrial ecosystem and jointly address industry-wide challenges.

- 第三增長曲線：理士以能源管理系統為數字中樞，串聯儲能、光伏、備電、負荷等多元能源設施，打破傳統單一硬件供應模式，轉向全生命週期智慧能源解決方案服務商。公司聚焦用戶側核心痛點，依託全球研發與製造網絡，將EMS與自研BMS（電池管理系統）、儲能系統(ESS)深度融合，構建「源—網—荷—儲」協同調控體系，為客戶提供能源監測、智能調度、峰谷套利、安全防護、碳管理等一站式服務，實現能源利用效率、經濟效益與低碳價值的三重提升。

### 3. 可持續發展：責任擔當，綠色共贏

- 堅守環保底線，持續提升生產環保水平，推動綠色製造。
- 積極履行社會責任，參與公益事業，助力區域經濟發展。
- 加強與合作夥伴的協同，構建共贏的產業生態，共同應對行業挑戰。

### Gratitude for Shared Journey, Embarking on a New Chapter Together

Never forgetting our roots, Leoch cherishes every partner who walks with us. Every order won embodies the diligent efforts of Leoch's employees; every delivery relies on the full support of partners and all sectors of society. We thank every Leoch staff member for their hard work and dedication.

Leoch thanks the global customers' choice and trust – your demands are the driving force behind our innovation. We thank our suppliers and partners for working hand in hand with us; the synergy and win-win cooperation of the supply chain are crucial for us to tackle challenges and seize opportunities. We thank all shareholders for your long-term trust and firm support, your constant accompaniment underpins Leoch's steady progress.

Gratitude is rooted in our hearts, and commitments are fulfilled through actions. Leoch will always maintain a sense of awe and enthusiasm, forge ahead with all stakeholders, and jointly write a new chapter for the global energy industry.

### 感恩同行，共赴新程

飲水思源，感恩同行。每一份訂單的取得，都凝聚着理士人辛勤的汗水；每一次交付，都離不開合作夥伴及社會各界的鼎力支持。感謝每一位理士員工的耕耘。

理士感謝全球客戶的選擇與託付，你們的需求是我們創新的動力。感謝供應商、合作夥伴的攜手同行，供應鏈的協同共贏是我們應對挑戰、把握機遇的關鍵。感謝各位股東的長期信任與堅定支持，你們的陪伴是理士穩健前行的底氣。

感恩於心，踐諾於行。理士將始終心懷敬畏與熱忱，與所有利益相關方砥礪奮進，共同書寫全球能源產業的新篇章。

# Management Discussion and Analysis

## 管理層討論及分析

For the avoidance of doubt, the discussion and analysis in this section headed “Management Discussion and Analysis” are presented on a total Group basis without segregation between the continuing operations and the discontinued operation. All figures refer to the results and financial position of the Group as a whole, unless references are expressly made to continuing operations, discontinued operations, or specific business segments, where applicable.

### BUSINESS REVIEW

In 2025, the global economy demonstrated fragile resilience amid intertwined pressures, resulting in a far more complex and uncertain international market environment than expected. A confluence of challenges, including escalating trade frictions, intensifying geopolitical conflicts, volatile financial markets, and intensifying industry competition, coupled with the recurring tariff wars that have undermined market confidence, all of which have posed severe tests to the steady operation and high-quality development of the Group’s international business.

During the period, the Group’s overall revenue recorded a slight growth with divergent contributions across regions. For the full year, the Group achieved revenue of approximately RMB17,211.6 million, representing a year-on-year increase of 6.7%. As at the end of the reporting period, the Group’s total assets amounted to approximately RMB15,523.0 million, total equity amounted to approximately RMB4,842.4 million. Amid widespread pressure in the global market, the Group still achieved modest growth, mainly attributable to the strategic effectiveness of its global layout. However, due to persistent disturbances from factors such as trade frictions, geopolitical conflicts, and exchange rate fluctuations, business growth fell short of expectations, and growth across regional markets showed significant divergence. Meanwhile, the Group’s profitability declined notably, turning from profit to loss, further highlighting operating pressure. Despite a 6.7% year-on-year growth in full-year sales revenue, profit margins continued to narrow, and the Group’s annual profit shifted from a profit in 2024 to a loss of RMB190.7 million in 2025.

為免生疑，本節「管理層討論與分析」中的討論及分析乃按本集團整體基準呈列，並無區分持續經營業務及已終止經營業務。除明確提及持續經營業務、已終止經營業務或特定業務分部（如適用）外，所有數據均指本集團整體的業績及財務狀況。

### 業務回顧

二零二五年度，全球經濟在多重壓力交織下呈現脆弱韌性，國際市場環境的複雜性、不確定性遠超預期。貿易摩擦持續升溫、地緣政治衝突加劇、金融市場劇烈波動、行業競爭日趨白熱化等多重挑戰疊加，關稅大戰此起彼影響市場信心，這均對本公司國際業務的穩健經營與高質量發展構成了嚴峻考驗。

期內，本公司整體營收略有增長，區域貢獻呈現差異成長態勢，全年實現收益約人民幣17,211.6百萬元，同比增長6.7%。截至報告期末，本公司資產合計約人民幣15,523.0百萬元，權益合計約人民幣4,842.4百萬元。在全球市場普遍承壓的環境下，本公司仍實現小幅增長，主要得益於全球化佈局的戰略成效。但受貿易摩擦、地緣政治衝突、匯率波動等因素持續擾動，業務增速未達預期，各區域市場增長呈現明顯分化。與此同時，本公司盈利能力顯著下滑，經營業績由盈轉虧，經營壓力進一步凸顯：儘管全年銷售收入同比增長6.7%，盈利空間仍持續收窄，全年利潤較二零二四年由盈利轉為虧損人民幣190.7百萬元。

## By Product Lines

In 2025, core product lines achieved coordinated and differentiated development across global regional markets, consolidating market positions in traditional advantageous sectors and core regions while achieving breakthroughs in emerging markets and potential product lines.

## Data Center and Network Power Battery

As the Group's core revenue source, revenue from data center and network power battery amounted to approximately RMB7,160.1 million during the period, a year-on-year increase of 4.5%, accounting for 41.6% of the Group's total revenue. Benefiting from the deepening of the global digital economy and the accelerated deployment of cloud computing and 5G networks, rigid demand for UPS backup power from data centers and communication base stations continued to be released. The Group's EMS smart energy management products achieved a new leap from being "manual experience-driven" to "algorithm model-driven," thereby driving steady growth of the product line. Meanwhile, the Group focused on the iterative upgrade of high-power batteries, gel battery (GEL) valve-regulated sealed battery, integrated the battery management system (BMS), and strengthened its advantages in high reliability and safety, becoming a long-term partner of leading communication enterprises. It also expanded backup power scenarios in the power, radio and television, railway, and other sectors to further broaden revenue sources. In terms of regional adaptation, the product line focused on high-end data center demand in mature European and American markets and prioritized communication base station support in emerging markets, forming a differentiated product supply system that supported modest global growth and aligned with the industry trend of global lead-acid battery upgrading.

## 按產品線劃分

二零二五年度，核心產品線與全球各區域市場協同發力、差異化發展，既鞏固了傳統優勢領域與核心區域的市場地位，也實現了新興市場與潛力產品線的突破。

## 數據中心及網能電池

作為本公司核心收益來源，期內數據中心及網能電池業務錄得收益約人民幣7,160.1百萬元，同比增長4.5%，佔本公司總收益的41.6%。受益於全球數字經濟深化、雲計算與5G網絡加速部署，數據中心、通信基站對UPS備用電源的剛需持續釋放，公司EMS智慧能源管理產品實現了從「人工經驗驅動」向「演算法模型驅動」的新跨越，因此帶動產品線穩步增長。同時，本公司重點推進高功率電池、膠體電池(GEL)閥控式密封蓄電池迭代升級，植入BMS電池管理系統，強化高可靠性、高安全性優勢，成為頭部通信企業的長期合作夥伴，同時拓展電力、廣電、鐵路等備用電源場景，進一步拓寬收入來源。從區域適配來看，該產品線在歐美成熟市場聚焦高端數據中心需求，在新興市場側重通信基站配套，形成差異化產品供給體系，支撐全球範圍內的小幅增長，契合全球鉛酸蓄電池升級換代的行業趨勢。

## Management Discussion and Analysis 管理層討論及分析

As the Group's future core growth engine, the energy storage systems (ESS) business continued to accelerate its layout in 2025. Although specific revenue data was not separately disclosed, the business upgraded from product supply to scenario-based solutions, with continuous release of growth potential. Driven by the global promotion of the Dual Carbon Goals, renewable energy sources such as photovoltaic and wind power were deeply integrated with energy storage systems. The Group focused on the R&D and launch of commercial and industrial, and large-scale energy storage systems, rolling out products including photovoltaic energy storage integrated machines and 500kWh containerized energy storage units, which have been deployed in multiple microgrid projects in Europe. It also deepened cooperation with scientific research institutions to promote the industrial application of graphene-enhanced lead-carbon batteries, improved product performance, and expanded energy storage markets in Europe, America, Southeast Asia and other regions via its global sales network, in deep alignment with the Group's global layout strategy.

### SLI Battery

As the Group's second product line, revenue from SLI battery amounted to approximately RMB6,452.4 million during the period, a year-on-year increase of 8.8%, accounting for 37.5% of the Group's total revenue. Steady growth in global automobile production during the year, especially the continuous expansion of automobile ownership in emerging markets, coupled with the Group's product upgrading and optimized regional layout, drove rapid growth of the product line. The Group's maintenance-free start-stop batteries are adapted to diversified demands such as auxiliary power supplies for new energy vehicles and fuel vehicles. For special regions with high temperatures such as Africa, the Group optimized the plate alloy formula to reduce product failure rates, gaining high recognition in local markets. Relying on the production capacity advantages of overseas bases such as Vietnam, the Group improved regional supply efficiency. The Group's low-voltage auxiliary lithium battery for vehicles was also gradually launched to the market.

儲能系統業務作為本公司未來核心增長引擎，二零二五年度持續加速佈局，雖未單獨披露具體收益數據，但實現了從產品供應到場景化解決方案的升級，業務增長潛力持續釋放。隨着全球「雙碳」目標推進，光伏、風電等可再生能源與儲能系統深度融合，本公司重點推進工商業儲能及大型儲能系統研發落地，推出光伏儲能一體機、500kWh集裝箱式儲能單元等產品，已在歐洲多個微電網項目中投入使用。同時，深化與科研機構合作，推進石墨烯增強型鉛炭電池產業化應用，提升產品性能，依託全球銷售網絡拓展歐美、東南亞等儲能市場，與本公司全球化佈局戰略深度契合。

### 起動電池

起動電池作為本公司第二個產品線，期內錄得收益約人民幣6,452.4百萬元，同比增長8.8%，佔本公司總收益的37.5%。本年度全球汽車產量穩步提升，尤其是新興市場汽車保有量持續擴大，疊加本公司產品升級與區域佈局優化，推動該產品線實現快速增長。本公司推出的免維護起動啟停電池，適配新能源汽車輔助電源、燃油車等多元需求，針對非洲高溫等特殊區域優化極板合金配方，降低產品故障率，獲得當地市場高度認可。依託越南等海外生產基地的產能優勢，提升區域供應效率。本公司的鋰電池低壓輔助車用電池也逐步推向市場。

### Motive Power Battery

During the period, revenue from motive power battery amounted to RMB1,404.1 million, a year-on-year decrease of 2.6%, accounting for 8.2% of the Group's total revenue. The Group focused on application scenarios such as logistics vehicles, forklifts, and low-speed electric vehicles, promoting the R&D and application of lithium iron phosphate (LiFePO<sub>4</sub>) battery packs. The products passed IP67 protection certification with a cycle life of over 3,000 times, maintaining competitive advantages in the industrial power sector. Meanwhile, the Group advanced domestic channel construction in advance, strengthened cooperation with OEM manufacturers, expanded the after-sales spare parts market, and simultaneously explored power demand for special vehicles such as golf carts and sweepers to foster new growth highlights and lay a foundation for subsequent market recovery. Despite substitution pressure from lithium batteries in the new energy vehicle sector, the Group launched dual configurations of lead-acid and lithium battery to provide customers with more solutions.

### Recycled Lead Business

During the period, revenue from the recycled lead business amounted to approximately RMB1,758.3 million, a year-on-year increase of 8.4%, accounting for 10.2% of the Group's total revenue. During the reporting period, the domestic output of waste lead-acid batteries continued to increase, and the policy stipulated that the standardized collection rate of waste lead-acid batteries would reach 70% in 2025, providing strong support for business development. Relying on its full-industry-chain advantages, the Group improved the layout of its recycling network, optimized recycling processes to increase the utilization rate of recycled lead, and realized a green closed-loop of "production-usage-recycling", aligning with the industry's green transformation trend.

### 動力電池

期內動力電池業務錄得收益人民幣1,404.1百萬元，同比下降2.6%，佔本公司總收益的8.2%，本公司聚焦物流車、叉車、低速電動車等應用場景，推進磷酸鐵鋰電池組研發與應用，產品通過IP67防護認證，循環壽命可達3000次以上，在工業動力領域保持競爭優勢。同時，提前佈局國內渠道建設，加強與OEM製造商合作，拓展售後零配件市場，同步拓展高爾夫球車、掃地車等特種車輛電源需求，培育新增長亮點，為後續市場復甦奠定基礎。儘管面臨鋰電池在新能源車領域的替代壓力，本公司也推出鉛電、鋰電池雙配置，提供更多的解決方案給客戶選擇。

### 回收鉛業務

期內回收鉛業務錄得收益約人民幣1,758.3百萬元，同比增長8.4%，佔本公司總收益的10.2%，報告期內，國內廢鉛酸蓄電池產生量持續增加，政策明確二零二五年廢鉛酸蓄電池規範收集率達到70%，為業務發展提供有力支撐。本公司依託全產業鏈優勢，完善回收網絡佈局，通過優化回收工藝，提高再生鉛利用率，實現「生產-使用-回收」的綠色閉環，契合行業綠色轉型的發展方向。

## By Regions

### *Chinese Mainland Region*

As the Group's core market, revenue from the Chinese mainland region amounted to approximately RMB10,081.1 million during the period, a year-on-year increase of 6.4%, accounting for 58.6% of the Group's total revenue, supported by strong domestic demand in the data center market and expansion of local channel markets. The region gathers multiple production bases and R&D resources of the Group, with both data center and network power battery businesses achieving growth. The SLI battery business maintained steady growth focusing on the domestic automotive aftermarket and OEM supporting. Meanwhile, the Group continued to promote green intelligent manufacturing upgrading and technological innovation in China, with production bases in Anhui, Jiangsu and other regions realizing low-carbon and efficient production, further consolidating its advantages in the core market.

### *America Region*

During the period, the region achieved revenue of approximately RMB2,547.1 million, a slight year-on-year decrease of 0.9%, accounting for approximately 14.8% of the Group's total revenue. In 2025, US tariff policies exerted significant pressure on regional profits. Frequent changes in US tariffs led to strong wait-and-see sentiment among major US customers, resulting in a slowdown in revenue growth. Despite various measures taken by the Company in the Americas region, a decline of nearly 1% was still recorded, and the results of the intensified efforts are expected to materialize in due course.

## 按地區劃分

### *中國內地*

中國內地作為本公司核心市場，期內錄得收益約人民幣10,081.1百萬元，同比增長6.4%，佔本公司總收益的58.6%，依託國內數據中心市場需求旺盛及本地化渠道市場開拓。該區域聚集了本公司的多個生產基地與研發資源，其中數據中心及網能電池業務有上升的成績。起動電池業務聚焦國內汽車後市場與OEM配套，穩中略升。同時，本公司在國內持續推進綠色智造升級與技術創新，安徽、江蘇等生產基地實現低碳高效生產，進一步鞏固核心市場優勢。

### *美洲地區*

期內，該區域實現營業收入約人民幣2,547.1百萬元，同比微降0.9%，佔本公司總收益約14.8%。二零二五年美國關稅政策對區域利潤造成較大壓力，美國關稅頻繁變化，美國大客戶持觀望心態較重，導致營收增速有所放緩，本公司對美洲地區通過各種措施仍錄得近1%的下滑，加大的各種投入的力量稍後才能得以顯現。

The Americas exhibit a high-end consumption demand. The Group focused on two core product lines, namely data center and network power battery and SLI batteries, targeting core application scenarios such as high-end data center backup power and original automotive equipment. Relying on product and technological advantages and localized service capabilities, the Group continued to deepen strategic cooperation with core customers in the region. Going forward, the Group will optimize regional supply layout and improve supply efficiency by leveraging the production capacity advantage of its Mexico production base, and gradually expand into emerging South American markets.

### EMEA Region

During the period, revenue from EMEA (Europe, the Middle East and Africa) amounted to approximately RMB2,966.3 million, a year-on-year increase of approximately 7.7%, accounting for approximately 17.2% of the Group's global total revenue. The European market focused on high-end demand such as data centers and energy storage systems, and the Group's energy storage products and high-end network power battery gained wide recognition. Emerging markets in the Middle East and Africa drove rapid growth in demand for SLI battery and basic communication power supplies driven by the increase in automobile and motorcycle ownership and the upgrading of power infrastructure. Meanwhile, the Group's corrosion-resistant battery optimized for high-temperature environments in Africa was highly recognized by local markets. During the period, the Group further improved the sales network and localized service system in the region. Benefiting from the global energy transition and infrastructure upgrading dividends in emerging markets, the business growth potential continued to be released.

美洲地區消費需求偏向高端，本公司重點佈局數據中心及網能電池、起動電池兩大核心產品線，聚焦高端數據中心備用電源、汽車原廠配套等核心應用場景。依託產品技術優勢與本地化服務能力，本公司持續深化與區域內核心客戶的戰略合作。未來，將借助墨西哥生產基地的產能優勢優化區域供應佈局，提升供應效率，並逐步推進南美新興市場拓展。

### EMEA地區

EMEA地區期內錄得收益約人民幣2,966.3百萬元，同比增長約7.7%，佔本公司全球總收益約17.2%。歐洲市場聚焦數據中心、儲能系統等高端需求，本公司的儲能產品、高端網能電池獲得廣泛認可。中東、非洲新興市場則依託汽車、摩托車保有量提升與電力基礎設施升級，帶動起動電池、基礎通信電源需求快速增長。同時，本公司針對非洲高溫環境優化的耐腐蝕蓄電池獲得當地市場高度認可。期內，本公司進一步完善該區域銷售網絡與本地化服務體系，受益於全球能源轉型與新興市場基礎設施升級紅利，業務增長潛力持續釋放。

## Management Discussion and Analysis 管理層討論及分析

### Asia Pacific Region (excluding Mainland China)

During the period, revenue from Asia Pacific (excluding Mainland China) amounted to approximately RMB1,617.0 million, a year-on-year increase of 21.9%, making it the Group's fastest-growing regional market with certain development potential. Covering emerging markets such as India, Malaysia and Southeast Asia, the region enjoys rapid economic growth and inadequate power infrastructure, resulting in strong potential demand for data centre batteries, communication power supplies, energy storage products and SLI batteries, which are highly compatible with the Group's product lines. Relying on local production bases in Malaysia, Vietnam and other regions, the Group realized localized production and rapid supply, focused on expanding its network power battery and SLI battery businesses, and gradually laid out the energy storage market, aligning with the trend of power infrastructure upgrading and growing energy storage demand in Southeast Asia.

Amid the complex industry environment and market challenges, the Group's management coordinated the advancement of various businesses. Network power battery, SLI battery and energy storage businesses accelerated their layout, continuously injecting momentum into the Group's development. Although the motive power battery business faced short-term pressure, it has laid a foundation for future recovery through structural optimization and strategic adjustment. Meanwhile, the Group is clearly aware that current business development still faces multiple challenges such as intensifying industry competition, raw material price fluctuations, and emerging technological iterations, coupled with external factors such as US tariff policies, leading to significant fluctuations in the Group's profitability during the period. Facing the complex and volatile internal and external environment, the Group will continue to focus on its core business, strengthen its core competitive advantages, steadily advance its global layout and technological innovation upgrading, and remain firmly optimistic about achieving sustained and steady development and long-term value enhancement in the future.

### 亞太地區 (不包括中國內地)

亞太地區 (不含中國內地) 期內錄得收益約人民幣1,617.0百萬元，同比增長21.9%，成為本公司增長最快的區域市場，展現出一定的發展潛力。該區域涵蓋印度、馬來西亞、東南亞等新興市場，經濟快速發展、電力基礎設施不完善，對數據中心電池、通信電源、儲能產品、起動電池的需求潛力大。與本公司的產品線契合度較高。本公司依託馬來西亞、越南等當地生產基地，實現本地化生產與快速供應，重點拓展網能電池與起動電池業務，同時逐步佈局儲能市場，貼合東南亞地區電力基礎設施升級與儲能需求增長的趨勢。

在複雜的行業環境與市場挑戰下，本公司管理層統籌推進各項業務，網能電池、起動電池，儲能業務加速佈局，不斷為本公司發展注入動能；動力電池業務雖短期面臨壓力，但通過結構優化與策略調整，為未來復甦打下了基礎。同時，本公司亦清醒認識到，當前業務發展仍面臨行業競爭加劇、原材料價格波動、新興技術迭代等多重挑戰，疊加美國關稅政策等外部因素影響，本公司期內盈利水平出現較大波動。面對複雜多變的內外部環境，本公司將持續聚焦主業、強化核心競爭優勢，穩步推進全球化佈局與技術創新升級，對未來實現持續穩健發展、長期價值提升保持堅定樂觀的判斷。

### PROSPECTS

Currently, generative artificial intelligence and large models are driving digital transformation toward the deep penetration into computing power infrastructure. The construction of global hyperscale data centers and intelligent computing centers has entered a new phase of large-scale expansion, where high-reliability, high-stability and highly compatible backup power supplies have become the cornerstone for ensuring the round-the-clock safe operation of computing networks. According to data from International Data Corporation (IDC) and Fortune Business Insights, the market size of global data center reached US\$286 billion in 2025, with a compound annual growth rate (CAGR) of 11.2% from 2025 to 2032. Goldman Sachs research also predicts that global data center capacity will reach 92 GW by 2027, with the share of AI workloads rising to 28%. The global investment scale in data centers over the next five years is projected to be US\$3 trillion, presenting clear growth opportunities for the industry. Against this backdrop, the global energy transition is simultaneously entering a new phase of intensified acceleration. As a key support for the energy revolution, new energy storage is seeing widespread deployment in scenarios such as power peak shaving, renewable energy integration, data center support, and industrial and commercial microgrids. Demand for high-performance, long-lifecycle, green, and low-carbon energy storage solutions continues to surge. According to data from MarketsandMarkets, the market size of global energy storage system reached US\$241.47 billion in 2025 and is expected to grow at a CAGR of 12.2% to US\$763.47 billion by 2035. The industry has officially entered a golden period of rapid growth.

### 未來展望

當前，生成式人工智能與大模型驅動數字化轉型向算力基礎設施深度滲透，全球超大型數據中心、智算中心建設進入規模化擴張新階段，高可靠、高穩定、高適配的備電電源已成為算力網絡全天候安全運行的核心基石。據國際數據公司(IDC)、財富商業洞察(Fortune Business Insights)數據顯示，二零二五年全球數據中心市場規模達2,860億美元，二零二五至二零三二年複合年增長率為11.2%；高盛研報亦預測二零二七年全球數據中心容量將達92吉瓦、AI工作負載佔比升至28%，未來五年全球數據中心投資規模達3萬億美元，為行業帶來確定性增長機遇。在此背景下，全球能源轉型同步邁入攻堅提速新階段，新型儲能作為能源革命的關鍵支撐，在電力調峰、新能源消納、數據中心配套、工商業微網等場景應用全面鋪開，高性能、長壽命、綠色低碳的儲能解決方案需求持續爆發。據市場與市場研究公司(MarketsandMarkets)數據顯示，二零二五年全球儲能系統市場規模達2,414.7億美元，預計將以12.2%的年複合增長率增長至二零三五年的7,634.7億美元，行業正式進入高速增長黃金週期。

## Management Discussion and Analysis 管理層討論及分析

Simultaneously, as the large-scale commercial deployment of 5G continues to accelerate globally, computing power networks are achieving deeper synergy, and ubiquitous communication infrastructure is being continuously enhanced. The construction of key nodes such as communication base stations, core equipment rooms and backbone transmission hubs has entered a new stage of quality improvement and capacity expansion. As the core line of defense for ensuring stable network signal transmission and uninterrupted business operations, the market demand for network energy batteries for communication use continues to unfold. Coupled with the accelerated promotion of 6G technology research and development (R&D) and standard formulation by major global economies, ubiquitous coverage has become a key direction for future development. According to LP Information, the market size of the global communication battery backup system reached approximately US\$5.614 billion in 2024 and is expected to grow at a CAGR of 8.2% to US\$9.632 billion from 2025 to 2031. China, as one of the world's largest telecom backup battery markets, is expected to see its market size exceed RMB20 billion in 2025, with an average CAGR maintained over 8%. Looking at the power grid sector, trends toward digitalization, greening and regional synergistic development are becoming increasingly significant. Digital and intelligent robust power grids have become the mainstream direction of global development. Countries are accelerating the deep integration of power grids with energy storage and communication technologies, continuously strengthening grid flexibility and reliability to adapt to the needs of high-proportion renewable energy integration and facilitate the construction of energy internet. Global power grids are accelerating their transformation from traditional power transmission carriers to comprehensive energy hubs. Technology integration and synergy upgrading have become the core focus of various countries. According to the forecasts by the International Energy Agency (IEA), the market size of the global smart grid had exceeded US\$150 billion in 2025, with a CAGR of approximately 12% from 2025 to 2030. The continuous expansion of market size will provide strong support for technology assimilation and renewable energy grid integration.

與此同時，全球5G規模化商用持續提速、算力網絡深度協同、全域通信基礎設施不斷完善，通信基站、核心機房、幹線傳輸樞紐等關鍵節點建設邁入提質擴容新階段，通信用網能電池作為保障網絡信號穩定傳輸、業務不間斷運行的核心防線，市場需求持續釋放，並在疊加全球主要經濟體加速推進6G技術研發與標準制定同時，全域覆蓋成為未來發展主要方向。據路億市場策略(LP Information)數據顯示，二零二四年全球通信電池備用系統市場規模約達56.14億美元，預計二零二五至二零三一年將以8.2%的年複合增長率增長至96.32億美元，中國作為全球最大電信備用電池市場之一，二零二五年市場規模預計突破200億元人民幣，年均複合增長率保持在8%以上。而放眼電網領域，數字化、綠色化、區域協同發展趨勢愈發顯著，數智化堅強電網成為全球發展主流，各國加快推進電網與儲能、通信技術深度融合，持續強化電網靈活性與可靠性，以適配可再生能源高比例接入需求、推動能源互聯網建設，全球電網正加速從傳統電力輸送載體向綜合能源樞紐轉型，技術融合與協同升級成為各國佈局核心重點，據國際能源署(IEA)預測，二零二五年全球智能電網市場規模已突破1500億美元，二零二五至二零三零年間年均複合增長率約為12%，市場規模的持續擴張將為技術融合與可再生能源並網提供有力支撐。

As an enterprise that has long been providing comprehensive one-stop energy solutions to leading global data center operators, communication operators and power companies, the Group will firmly seize the multiple historic opportunities presented by the global upgrade of communication infrastructure, the construction of new power systems, the popularization of digitalized intelligent grids and the deep integration of computing power centers and energy storage. By addressing the core demands of communication base stations, core equipment rooms, intelligent computing centers and new power systems for highly reliable, stable and long-cycle power guarantees with precision, and relying on its full-chain R&D capabilities, globalized manufacturing regime and high-quality top-tier customer resources accumulated from years of deep cultivation in the energy sector, the Group, with its dual-technology mainstay of lead-acid and lithium batteries, global authoritative certifications, and core advantages in green manufacturing, will continue to deepen its presence in mainstream mature markets both domestically and internationally, while actively expanding into emerging incremental opportunities. By focusing on high-reliability backup power systems, energy storage systems and integrated energy solutions, it aims to deeply penetrate the global high-end energy storage and smart grid supporting markets. The goal is to ultimately build solid competitive barriers with high-quality products and efficient services, organically integrate and create synergy among its energy storage business, data center energy ancillary capacity, communication backup power and power grid adaptation businesses, effectively translate industry development dividends into sustainable growth momentum, comprehensively increase global market share, achieve a simultaneous leap in business scale and market share, and construct a high-quality, synergistic long-term growth layout.

作為長期為全球頭部數據中心運營、通信運營商及電力企業提供一站式能源整體解決方案的企業，本集團將緊抓全球通信基建升級、新型電力系統建設、數智化電網普及、算力中心與儲能深度融合的多重歷史性機遇，精準對接通信基站、核心機房、智算中心及新型電力系統對高可靠、高穩定、長週期電力保障的核心需求，依託在能源領域多年深耕積澱的全鏈條研發能力、全球化製造體系、優質頭部客戶資源，以鉛酸和鋰電為雙技術主要路線、全球權威認證與綠色製造核心優勢，持續深耕海內外主流成熟市場，並積極拓展新興增量空間，通過重點佈局高可靠備電系統、儲能系統及一體化能源解決方案，深度切入全球高端儲能與智能電網配套市場。目標是最終憑藉優質產品與高效服務持續築牢競爭壁壘，將儲能業務、數據中心能源配套、通信備電及電網適配業務有機融合、協同發力，把行業發展紅利切實轉化為可持續增長動能，全面提升全球市場佔有率，實現業務規模與市場份額的同步躍升，構築高質量、協同化的長期增長格局。



## Management Discussion and Analysis 管理層討論及分析

At the same time, the Group also recognizes that global economic recovery will continue to show regional divergence. Geopolitical risks remain high, trade protectionism is intensifying, and these factors persistently disrupt the global industrial landscape. The restructuring of supply chains towards regionalization and localization continues to deepen, pushing global industries to accelerate their evolution towards a multi-regionally synergistic and more resilient networked structure. Amid multiple challenges such as geopolitical conflicts and high costs, the strategic value of a globalized production capacity layout is becoming increasingly prominent. Leoch International will continue to leverage its advantages in global production capacity layout, actively respond to external risks, achieve efficient supply chain coordination and rapid customer response, optimize procurement and logistics costs, enhance supply chain stability, and continuously strengthen its core competitiveness.

同時，本集團也看到全球經濟復甦仍將呈現區域分化態勢，地緣政治風險持續高企，貿易保護主義不斷加劇，持續擾動全球產業格局。供應鏈區域化與本土化重構進程不斷深化，推動全球產業加速向多區域協同、更具韌性的網絡化格局演進。在地緣衝突、成本高企等多重挑戰下，全球化產能佈局的戰略價值愈發凸顯。理士國際將持續發揮自身全球產能佈局優勢，積極應對外部風險，實現供應鏈高效協同與客戶快速響應，優化採購與物流成本、提升供應鏈穩定性，不斷增強核心競爭力。

### Continuously expanding the energy storage and ancillary system business, focusing on building enterprise's future core growth engine

As global installed renewable energy capacity continues to rise and the demand for flexibility, stability and efficient scheduling in power grids becomes increasingly urgent, energy storage systems have become core infrastructure for ensuring grid stability and improving energy utilization efficiency. Leveraging core functions such as peak shaving and valley filling, frequency and peak regulation, backup power assurance and grid ancillary services, energy storage systems are widely deployed across diverse scenarios including grid-side new energy storage, commercial and industrial energy storage, and user-side energy storage. Among these, commercial and industrial energy storage is rapidly gaining popularity due to its core values such as buy-low sell-high arrangement, demand volume optimization and uninterrupted power supply, becoming a major growth driver and pushing the energy storage industry toward a historic leap. Simultaneously, the large-scale implementation of green energy and distributed energy storage has directly propelled battery management systems (BMS) and energy management systems (EMS) into a phase of accelerated growth. Comprehensive energy solutions characterized by high intelligence, ultimate reliability and full-scenario adaptability are highly favoured by the market and are ushering in tremendous market growth opportunities.

### 持續佈局儲能與配套系統業務，聚力打造企業未來核心成長引擎

隨着全球可再生能源裝機持續攀升，以及電網對靈活性、穩定性與高效調度的需求日益迫切，儲能系統已成為保障電網穩定、提升能源利用效率的核心基礎設施。儲能系統憑藉削峰填谷、調頻調峰、備電保障及電網輔助服務等核心功能，廣泛覆蓋電網側新型儲能、工商業儲能、用戶側儲能等多元場景。其中，工商業儲能以峰谷套利、需量優化、不間斷供電等核心價值快速普及，成為行業增長主力，推動儲能產業迎來歷史性躍升。同時，綠色能源與分布式儲能的規模化落地，也直接帶動了電池管理系統(BMS)，能源管理系統(EMS)步入高速增長階段。具備高度智能化、極致可靠性、全場景適配性的綜合能源解決方案備受市場青睞，正迎來廣闊的市場增長空間。

## Management Discussion and Analysis 管理層討論及分析

The Group will continue to increase its full-chain R&D and product investment in lithium battery core products, BMS, EMS and integrated energy storage solutions. It will continuously enhance the performance of lithium battery cells, strengthen system synergy and control capabilities, and comprehensively enhance the operational efficiency, safety, reliability, environmental adaptability and overall economic benefits of its lithium battery and energy storage products. By addressing diversified application scenarios such as large-scale energy storage, grid-side energy storage and commercial and industrial energy storage with precision, it will actively seize the strategic opportunities presented by the rapid development of the global new energy and energy storage industry. Focusing on breaking through core technological barriers in lithium batteries and energy storage, it will continuously consolidate its core competitiveness in technology and products, and strive to build a powerful new growth engine for the future high-quality development of the Group.

### Leveraging the development opportunities of computing infrastructure construction to steadily advance the network energy battery business for data centers

As the demand for AI and high-performance computing continues to rise, the global construction of hyperscale data centers and intelligent computing centers has entered a new phase of rapid growth. The global market for network energy batteries for data centers is expanding alongside the increase in computing power density. Computing power loads are accelerating towards higher power, higher density, and greater continuity, imposing stricter requirements on power supply stability, instantaneous response capabilities, and backup reliability. The power assurance system has become a critical support for the round-the-clock stable operation of computing infrastructure.

本集團將持續加大在鋰電核心產品、電池管理系統(BMS)、能源管理系統(EMS)及一體化儲能解決方案領域的全鏈條研發與產品投入，持續提升鋰電電芯性能、強化系統協同控制能力，全面提升鋰電及儲能產品的運行效率、安全可靠、環境適配性與綜合經濟效益，精準覆蓋大型儲能、電網側儲能、工商業儲能等多元應用場景，積極搶抓全球新能源與儲能產業高速發展的戰略機遇，聚力突破鋰電及儲能核心技術壁壘，持續夯實技術與產品核心競爭力，着力打造本集團未來高質量發展的強勁新增長引擎。

### 依託算力基建發展機遇，穩步推進數據中心用網能電池業務提升

隨着AI及高性能算力需求持續攀升，全球超大型數據中心、智算中心建設邁入新一輪高速增長週期。全球數據中心用網能電池市場隨算力密度提升不斷擴容，算力負載向高功率、高密度、高連續性加速升級，對供電穩定性、瞬時響應能力及備電可靠性提出更高要求，電源保障體系已成為算力基礎設施全天候穩定運行的關鍵支撐。

The Group's network energy batteries for data centers combine excellent safety, reliability, and cost advantages, and precisely meet the stringent requirements of AI data centers for instantaneous backup power and voltage stability. Its core technologies and product quality maintain a leading position in the global data center battery sector, earning high recognition from top industry players. According to the statistics from a leading global enterprise growth consulting and market research institution, the Group ranked second globally in terms of network energy battery sales revenue and ranked first globally in terms of data center battery sales, clearly demonstrating its leading competitive strength in the network energy battery segment. In 2025, the Group continued to win bids for projects with numerous leading domestic and international communications and data center companies, thereby securing a stable order foundation for future business development. Moving forward, the Group will continue to increase strategic investment in the data center and telecommunications network energy battery sector, iterate and upgrade product performance, further consolidate its leading industry position, and drive the network energy battery business towards high-quality and rapid growth.

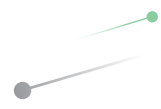
本集團數據中心用網能電池兼具優異的安全性、可靠性與成本優勢，可精準匹配AI數據中心對瞬時備電、電壓穩定等嚴苛要求，核心技術與產品品質領跑全球數據中心電池領域，獲得行業頭部企業高度認可。據權威全球領先的企業增長諮詢與市場研究機構統計，本集團全球網能電池銷售收入位居全球第二，數據中心電池銷售額位列全球第一，充分印證本集團在網能電池細分市場的領先競爭實力。二零二五年，集團持續中標多家海內外頭部通信及數據中心企業項目，為未來業務發展築牢穩健訂單基礎。接下來，本集團將持續加大數據中心及通信用網能電池領域的戰略投入，迭代升級產品性能，進一步鞏固行業龍頭地位，推動網能電池業務實現高質量快速增長。

### Deepening focus on the core telecommunications network energy battery sector to empower the digital and intelligent development of global telecommunications operators

With the continuous expansion of 5G network construction, the iteration and upgrade of global telecommunications infrastructure, and the ongoing expansion of communication coverage in remote areas, the global telecommunications network energy battery market is entering a period of steady growth. Core facilities such as communication base stations and equipment rooms have increasingly stringent requirements for power supply continuity, environmental adaptability, and operational convenience. As the “lifeline” ensuring the uninterrupted operation of communication networks, telecommunications network energy batteries have become a core support for the high-quality development of telecommunications infrastructure, further driving the upgrade of telecommunications network energy batteries towards high reliability, long life, and green sustainability.

### 深耕通信用網能電池核心賽道，賦能全球電信運營商數智化發展

隨着5G網絡建設持續深化、全球電信基礎設施迭代升級，以及偏遠地區通信覆蓋不斷推進，全球通信用網能電池市場迎來穩步增長週期。通信基站、機房等核心設施對供電連續性、環境適應性及運維便捷性的要求持續嚴格，通信用網能電池作為保障通信網絡不間斷運行的「生命線」，已成為電信基礎設施高質量發展的核心支撐，進一步推動通信用網能電池向高可靠性、長壽命、綠色化升級。



The Group has deeply cultivated the telecommunications network energy battery sector for many years, offering a comprehensive portfolio of telecommunications network energy battery solutions, including lead-acid batteries and lithium iron phosphate batteries. These solutions offer excellent environmental adaptability, long cycle life, and cost advantages, precisely matching the backup power needs of telecommunications operators worldwide across a range of scenarios, including base stations, equipment rooms, and emergency communication equipment. Leveraging its stable product quality and a comprehensive service mechanism, the Group has become a core partner for leading global telecommunications operators. In 2025, in addition to maintaining collaboration with domestic leading operators such as China Mobile, China Unicom, and China Tower, the Group also secured orders from overseas mainstream telecommunications enterprises in markets including those in South Africa, Turkey, and Colombia. Moving forward, the Group will continue to increase R&D and strategic investment in the telecommunications network energy battery sector, accelerate the iteration and intelligent upgrade of its lithium products, enhance its global service network, reinforce its leading industry position, and drive the telecommunications network energy battery business towards scalable and high-quality growth, thereby safeguarding the stable operation of global telecommunications infrastructure.

本集團深耕通信用網能電池領域多年，產品涵蓋鉛酸蓄電池、磷酸鐵鋰電池等全系列通信用網能電池解決方案，兼具優異的環境適應性、長循環壽命與成本優勢，可精準匹配全球電信運營商基站、機房、應急通信設備等多場景備電需求，憑藉穩定的產品品質與完善的服務體系，已成為全球頭部電信運營商的核心合作夥伴。二零二五年，本集團除了與中國移動、中國聯通、中國鐵塔等國內頭部運營商持續開展合作以外，還斬獲了包括南非、土耳其和哥倫比亞等海外主流電信企業訂單。接下來，本集團將持續加大通信用網能電池領域的研發與戰略投入，加速鋰電產品迭代與智能化升級，完善全球服務網絡，鞏固行業龍頭地位，推動通信用網能電池業務實現規模化、高質量增長，為全球電信基礎設施穩定運行保駕護航。



### Building on the core automotive start-stop battery business to support high-quality and green development of the new energy vehicle industry

As the global penetration rate of new energy vehicles continues to rise, start-stop systems have become universally standard in fuel vehicles, and energy-saving and emission-reduction policies are increasingly tightened worldwide, the global automotive start-stop battery market is entering a period of structural upgrade. While traditional lead-acid start-stop batteries continue to serve conventional fuel vehicles and some hybrid models, the adaptability requirements for start-stop batteries in new energy vehicles have significantly increased. Lithium start-stop batteries, as core supporting products tailored for new energy vehicles, leverage their advantages of high efficiency, long life, and green low-carbon characteristics, have become the core direction of industry upgrading, forming a “lithium + lead-acid” dual-market structure.

### 立足汽車起動啟停電池核心業務，助力新能源汽車產業高質量與綠色發展

隨着全球新能源汽車滲透率持續攀升、燃油車啟停系統全面普及，以及各國節能減排政策不斷收緊，全球汽車起動啟停電池市場迎來結構性升級週期。在傳統鉛酸起動啟停電池仍持續服務於傳統燃油車及部分混動車型的同時，新能源汽車對起動啟停電池的適配性要求大幅提升，鋰電起動啟停電池作為適配新能源汽車的核心配套產品，憑藉高效能、長壽命、綠色低碳的優勢，成為行業升級的核心方向，形成了「鋰電+鉛酸」的雙市場格局。

The Group has been deeply rooted in the automotive start-stop battery market for many years, with products comprehensively covering both lead-acid start-stop batteries and lithium start-stop batteries. Among these, the Group places particular emphasis on the deployment of lithium start-stop battery solutions tailored for new energy vehicles. These products utilize the lithium iron phosphate core technology, combining lightweight construction, high reliability, long cycle life, and rapid charge-discharge capabilities. They precisely meet the starting, emergency backup power, and auxiliary power supply needs of various new energy vehicles, including battery electric vehicles, plug-in hybrid electric vehicles, and range-extended electric vehicles. Simultaneously, traditional lead-acid start-stop batteries continue to serve the global conventional fuel vehicle market and certain hybrid models, leveraging their mature technology, stable quality, and cost advantages. With a comprehensive product matrix, stringent quality control, and a robust supply chain system, the Group has become a core supporting partner for numerous mainstream domestic and international automakers and new energy vehicle manufacturers. Moving forward, the Group will continue to increase R&D and strategic investment in the automotive start-stop battery sector. It will focus on advancing the technological iteration and intelligent upgrading of lithium start-stop batteries, optimizing the performance of lead-acid battery products, and expanding its customer base among global automakers, thereby consolidating its core industry position and driving the automotive start-stop battery business towards high-end, green, and large-scale development, providing solid support for the upgrading of the global new energy vehicle industry.

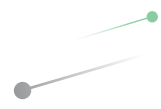
本集團深耕汽車起動啟停電池領域多年，產品全面覆蓋鉛酸起動啟停電池與鋰電起動啟停電池，其中，重點佈局適配新能源汽車的鋰電起動啟停電池解決方案，產品採用磷酸鐵鋰核心技術，兼具輕量化、高可靠性、長循環壽命及快速充放電能力，可精準匹配純電動汽車、插電混動汽車、增程式汽車等各類新能源車的起動、應急備電及輔助供電需求。同時，傳統鉛酸起動啟停電池憑藉成熟的技術、穩定的品質及成本優勢，持續服務於全球傳統燃油車市場及部分混動車型。憑藉全系列產品矩陣、嚴苛的品質管控及完善的供應鏈體系，本集團已成為國內外多家主流車企及新能源車企的核心配套合作夥伴。接下來，本集團將持續加大汽車起動啟停電池領域的研發與戰略投入，重點推進鋰電起動啟停電池的技術迭代與智能化升級，優化鉛酸電池產品性能，拓展全球車企客戶資源，鞏固行業核心地位，推動汽車起動啟停電池業務向高端化、綠色化、規模化發展，為全球新能源汽車產業升級提供堅實支撐。

### Continuously increase R&D and innovation investment to build core technology and product barriers

To date, the Group has accumulated over 1,000 core patents, holding a leading advantage in both international standard-setting influence and global product certifications. The Company actively takes the lead in the formulation of multiple international product standards and Chinese national standards, laying a solid foundation for establishing industry rules. Its technological capabilities are fully aligned with international standard systems, having obtained numerous globally authoritative certifications including German VdS, US UL, EU CE, and IEC. Among these, the rigorous testing and certification of its core products by UL Solutions, a top-tier international institution, has become a crucial passport for the Group to successfully enter high-end markets such as North America, and effectively helps the Company enhance its international competitiveness, strengthen global brand recognition, and build a solid barrier for expanding into domestic and overseas markets.

### 持續加大研發創新投入，構築核心技术與產品壁壘

迄今為止，本集團已累計擁有逾1,000項核心專利，在國際標準話語權與全球產品認證方面均具備領先優勢。公司積極牽頭參與多項國際產品標準及中國國家標準的制定，為行業規則確立奠定堅實根基，技術實力全面接軌國際標準體系，已斬獲包括德國VdS、美國UL、歐盟CE及IEC等多項全球權威認證。其中，核心產品通過的UL Solutions國際頂尖機構嚴苛檢測認證，更成為本集團順利開拓北美等全球高端市場的核心通行證，有效助力公司提升國際競爭力、強化全球品牌認可度，為海內外市場拓展築牢堅實壁壘。



Amidst the profound transformation of the global energy and digital industries, battery technology is rapidly evolving towards high energy density, high-rate performance, wide temperature range adaptability, and full-scenario applications. The Group consistently adheres to technology R&D and independent innovation as its core driving forces, constructing a diversified technology matrix with lead-acid batteries and lithium batteries as the two main pillars, along with the synergistic development of cutting-edge technologies and products such as pure lead batteries, lead-carbon batteries, and sodium-ion batteries. It continuously increases R&D investment in new materials, new processes, new structures, and new scenarios, and constantly strengthens cell performance, system integration, and safety control capabilities, thereby driving the iterative upgrade of traditional advantageous products and the forward-looking layout of emerging technology roadmaps. Through a full spectrum of high-performance and high-safety product portfolios, it precisely meets the diverse market demands of the global energy storage, data centers, communication backup power, start-stop systems, industrial power, and green energy, providing solid technical support and sustained innovation momentum for the Group's long-term high-quality development.

Despite the ongoing uncertainties in the global geopolitical landscape, supply chain fluctuations, and the trade environment, the Group will continue to refine its business operations and deepen global supply chain management, build a solid foundation for development through prudent operations and calmly respond to changes in the external environment. Simultaneously, by continuously increasing investment in technology R&D and product iteration and upgrades, the Group aims to empower global customers with high-quality products and professional services, constantly reinforce and consolidate its core competitive position in the industry, and drive the business towards long-term sustainable growth. It is committed to becoming a globally leading provider of smart energy solutions and creating a stable and long lasting long-term value for all shareholders.

隨着全球能源與數字產業的深度變革，電池技術正向高能量密度、高倍率性能、寬溫域適配及全場景應用等方向快速演進。本集團始終堅持技術研發與自主創新為核心驅動力，構建以鉛酸電池、鋰電池為雙主線，純鉛電池、鉛碳電池、鈉離子電池等前沿技術與產品協同發展的多元化技術矩陣，持續加大對新材料、新工藝、新結構、新場景的研發投入，不斷強化電芯性能、系統集成與安全管控能力，推動傳統優勢產品迭代升級與新興技術路線前瞻佈局，以全譜系、高性能、高安全性的產品組合，精準適配全球儲能、數據中心、通信備電、起動啟停、工業動力及綠色能源等多元市場需求，為集團長期高質量發展提供堅實技術支撐與持續創新動能。

儘管全球地緣政治局勢、供應鏈波動及貿易環境仍存在諸多不確定性，本集團將持續精進業務運營、深化全球供應鏈管理，以穩健經營築牢發展根基，從容應對外部環境變化。同時，通過持續加碼技術研發與產品迭代升級，以高品質產品與專業化服務賦能全球客戶，不斷夯實並鞏固行業核心競爭地位，驅動業務實現長期可持續增長，矢志成為全球領先的智慧能源解決方案提供商，為全體股東創造穩健、持久的長遠價值回報。



## Management Discussion and Analysis 管理層討論及分析

In February 2025, the Company published an announcement in relation to the proposed spin-off and separate listing of its wholly-owned subsidiary, Leoch Energy Inc., in the United States of America (the “**Proposed Spin-off**”). On 30 December 2025, Leoch Energy Inc., publicly filed a registration statement on Form 20-F with the relevant U.S. Securities and Exchange Commission in connection with the Proposed Spin-off. At the extraordinary general meeting held on 7 January 2026, the Company approved the Proposed Spin-off and proposed distribution, as well as the continuing connected transactions relating to the product procurement framework agreement and the transactions contemplated thereunder (capitalized terms used herein shall have the same meanings as those defined in the circular of the Company dated 15 December 2025). This strategic action aimed to allow both the Retained Group and the SpinCo to focus more on their respective regional development priorities, implement differentiated configurations to meet customer needs in different regions, optimize operational management, business focus, and resource allocation, and unlock and enhance the market value of both the Retained Group and the SpinCo while achieving respective market share growth. However, after taking into account various factors including current market and regulatory conditions, it was subsequently announced by the Company on 1 April 2026 that at this time the proposed Spin-off would not proceed. For further details, please refer to the Company’s announcements.

於二零二五年二月，本公司發佈公告建議分拆及將其全資附屬公司Leoch Energy Inc.在美利堅合眾國單獨上市（「**建議分拆**」）。二零二五年十二月三十日，Leoch Energy Inc.於就建議分拆向相關美國證券交易委員會公開遞交了20-F表格的登記聲明。二零二六年一月七日，本公司召開的股東特別大會審批通過了該批准建議分拆及建議分派，及與產品採購框架協議有關的持續關連交易及其項下擬進行之交易（所用詞匯與本公司日期為二零二五年十二月十五日的通函所界定者具有相同涵義）。此戰略性行動目標是讓留存集團和分拆公司雙方可更專注於各自區域的發展重心，針對不同地區客戶需求進行差異化配置，優化經營管理、業務聚焦及資源調配，在實現各自市場份額增長的同時，釋放及提升留存集團和分拆公司的市值。然而，經計及當前市場及監管狀況等各項因素後，本公司其後於二零二六年四月一日宣佈現階段不進行建議分拆。相關詳情請參閱本公司公告。

## FINANCIAL REVIEW

For the avoidance of doubt, the discussion and analysis in this section headed “Financial Review” are presented on a total Group basis without segregation between the continuing operations and the discontinued operation. All figures refer to the results and financial position of the Group as a whole, unless references are expressly made to continuing operations, discontinued operations, or specific business segments, where applicable.

For the Period, the Group’s revenue amounted to RMB17,211.6 million, representing an increase of 6.7% from RMB16,126.5 million for the corresponding period in 2024. The loss for the Period amounted to RMB190.7 million, of which loss attributable to the owners of the parent amounted to RMB173.9 million, as compared to a profit of RMB600.7 million for the year ended 31 December 2024, of which the profit attributable to the owners of the parent amounted to RMB603.7 million. Basic loss per share for the Period was RMB0.12 (Basic earnings per share for 2024: RMB0.44).

### Revenue

The Group’s revenue from the power solutions business increased from RMB14,503.8 million for the year ended 31 December 2024 to RMB15,453.3 million for the Period, representing a growth rate of 6.5%. The Group’s revenue from the recycled lead business increased from RMB1,622.7 million for the year ended 31 December 2024 to RMB1,758.3 million for the Period, representing a growth rate of 8.4%.

## 財務回顧

為免生疑，本節「財務回顧」中的討論及分析乃按本集團整體基準呈列，並無區分持續經營業務及已終止經營業務。除明確提及持續經營業務、已終止經營業務或特定業務分部（如適用）外，所有數據均指本集團整體的業績及財務狀況。

於期內，本集團收益由二零二四年同期的人民幣16,126.5百萬元增長6.7%至人民幣17,211.6百萬元。期內虧損為人民幣190.7百萬元，其中母公司擁有人應佔虧損為人民幣173.9百萬元，而截至二零二四年十二月三十一日止年度則為盈利人民幣600.7百萬元，其中母公司擁有人應佔盈利人民幣603.7百萬元。期內的每股基本虧損為人民幣0.12元（二零二四年每股基本盈利：人民幣0.44元）。

### 收益

本集團電源解決方案業務收益由截至二零二四年十二月三十一日止年度人民幣14,503.8百萬元增加至期內人民幣15,453.3百萬元，增長率為6.5%。本集團回收鉛業務收益由截至二零二四年十二月三十一日止年度人民幣1,622.7百萬元增加至期內的人民幣1,758.3百萬元，增長率8.4%。

## Management Discussion and Analysis 管理層討論及分析

The Group's year-on-year revenue breakdown by product category for 2025 and 2024 is set out below:

以下為本集團按產品類型劃分的二零二五年及二零二四年同比收益明細表：

Product category	產品類型	2025 二零二五年			2024 二零二四年	
		Revenue	Percentage share	Percentage increase/ (decrease)	Revenue	Percentage share
		收益 RMB'000 人民幣千元	所佔百分比	增長/ (下降)率	收益 RMB'000 人民幣千元	所佔百分比
Reserve power batteries	備用電池	7,160,084	41.6%	4.5%	6,852,789	42.5%
SLI batteries	起動電池	6,452,412	37.5%	8.8%	5,931,642	36.8%
Motive power batteries	動力電池	1,404,080	8.2%	-2.6%	1,442,049	8.9%
Others	其他	436,764	2.54%	57.5%	277,339	1.7%
Sub-total	小計	15,453,340	89.8%	6.5%	14,503,819	89.9%
Recycled lead products	回收鉛產品	1,758,256	10.2%	8.4%	1,622,658	10.1%
Total	合計	17,211,596	100%	6.7%	16,126,477	100.0%

Geographically, the Group's customers are principally located in the Mainland China, Europe, Middle East and Africa ("EMEA"), Americas and Asia-Pacific (other than the Mainland China). During the Period, the Group recorded different levels of growth in different markets, except for the Americas region.

在地域方面，本集團客戶主要位於中國內地、歐洲、中東和非洲（「EMEA」）、美洲及亞太地區（不包括中國內地）。於期內，除美洲地區外，本集團在不同市場取得了不同程度增長。

## Management Discussion and Analysis 管理層討論及分析

The Group's year-on-year revenue breakdown by customer location for 2025 and 2024 is set out below:

以下為本集團按客戶所在地域劃分的二零二五年及二零二四年同比收益明細表：

		2025 二零二五年			2024 二零二四年	
		Revenue	Percentage share	Percentage increase	Revenue	Percentage share
		收益	所佔	增長率	收益	所佔
		RMB'000	百分比	增長率	RMB'000	百分比
		人民幣千元			人民幣千元	
Mainland China	中國內地	10,081,140	58.6%	6.4%	9,474,381	58.8%
EMEA	EMEA	2,966,303	17.2%	7.7%	2,753,830	17.1%
Americas	美洲	2,547,116	14.8%	-0.9%	2,571,306	15.9%
Asia-Pacific (other than the Mainland China)	亞太地區 (不包括中國內地)	1,617,037	9.4%	21.9%	1,326,960	8.2%
Total	合計	17,211,596	100%	6.7%	16,126,477	100%

### Cost of Sales

The Group's cost of sales increased from RMB13,859.6 million for the year ended 31 December 2024 to RMB15,599.0 million for the Period, representing an increase of 12.6%. This was mainly attributable to external factors such as the imposition of additional import tariffs globally by the US government, coupled with the concentrated commissioning of new workshops and concentrated trial production of new products, which drove up unit production costs in 2025. Additionally, factors such as the substantial adjustments to the product mix arising from the development of emerging overseas markets, and the difficulty in achieving procurement cost savings in the short term following the commissioning of new overseas plants, collectively affected the achievement of the Group's goals for quality improvement and efficiency enhancement. The Company has made certain adjustments in customer structure, product structure and pricing, and we believe that the gross profit will be improved in the coming year.

### 銷售成本

本集團銷售成本由截至二零二四年十二月三十一日止年度人民幣13,859.6百萬元增長至本期內人民幣15,599.0百萬元，增長12.6%，主要受美國政府對全球加征額外進口關稅等外部環境因素影響，疊加新車間集中投產、新產品集中試製推高了二零二五年單位生產成本。同時海外新興市場開拓，引發產品結構大幅調整，以及海外新工廠投產後短期難以實現採購降本等因素，均會綜合影響本公司提質增效目標達成。公司已從客戶結構，產品結構，售價上都做了調整，相信在新的一年毛利能有所提升。

### Gross Profit

The Group's gross profit decreased by 28.9% from RMB2,266.8 million for the year ended 31 December 2024 to RMB1,612.6 million for the Period. The overall gross profit margin decreased from 14.1% for the year ended 31 December 2024 to 9.4% for the Period, mainly due to the global tariff war and the ramp-up phase of newly built plants and production lines, which drove up sales fulfillment costs and unit production costs. The 3% appreciation of RMB was also a major factor contributing to the decrease of the gross profit.

### Other Income and Gains

Other income and gains decreased by 16.6% from RMB240.9 million for the year ended 31 December 2024 to RMB200.8 million for the Period as a result of the decline in foreign exchange gains during the Period.

### Selling and Distribution Expenses

The Group's selling and distribution expenses increased by 2.4% from RMB534.7 million for the year ended 31 December 2024 to RMB547.7 million for the Period. The increase was mainly attributable to increased foundational investments in expanding sales channels and enhancing service capabilities in existing markets, as well as additional upfront investments such as additional personnel and market research to develop incremental markets.

### Administrative Expenses

The Group's administrative expenses increased by 32.4% from RMB500.2 million for the year ended 31 December 2024 to RMB662.2 million for the Period. The increase was mainly due to the active expansion and development strategies adopted by overseas operating entities during the Period, the continuous improvement of their respective organizational structures and functions, as well as the rapid growth in human resource costs and external consulting and audit fees.

### 毛利

本集團的毛利由截至二零二四年十二月三十一日止年度人民幣2,266.8百萬元下降28.9%至期內人民幣1,612.6百萬元，整體毛利率由截至二零二四年十二月三十一日止年度的14.1%下跌至期內9.4%，乃主要由於全球範圍內關稅大戰和新建工廠及新建產線處在爬坡階段等因素推高了銷售履約成本和單位生產成本，人民幣升值3%，也是毛利降低的重要因素。

### 其他收入及收益

其他收入及收益由截至二零二四年十二月三十一日止年度人民幣240.9百萬元下降16.6%至期內人民幣200.8百萬元，乃由於期內匯兌收益下降導致。

### 銷售及分銷開支

本集團銷售及分銷開支由截至二零二四年十二月三十一日止年度人民幣534.7百萬元增長2.4%至期內人民幣547.7百萬元，主要由於存量市場擴大銷售渠道、提升服務能力等基礎投入加大，開拓增量市場新增了人員投入、市場調研等前期投入。

### 行政開支

本集團行政開支由截至二零二四年十二月三十一日止年度人民幣500.2百萬元增加32.4%至期內人民幣662.2百萬元，主要由於本期內海外各經營主體實行積極擴張發展戰略，各自組織架構功能不斷完善、人力成本投入及外部諮詢審計費用呈現較快增長。

## R&D Costs

R&D costs of the Group increased by 9.3% from RMB342.6 million for the year ended 31 December 2024 to RMB374.4 million for the Period as a result of an increase of approximately 100 R&D personnel compared with last year, which led to a significant rise in labor costs.

## Other Expenses

The Group's other expenses decreased by 22.2% from RMB32.4 million for the year ended 31 December 2024 to RMB25.2 million for the Period.

## Finance Costs

The Group's finance costs decreased by 7.0% from RMB300.0 million for the year ended 31 December 2024 to RMB279.0 million for the Period mainly due to a reduction in overall financing costs in 2025 through measures such as "enhancing cooperation with major policy banks and state-owned banks" and "replacing high-cost credit facilities in previous years with newly added low-cost credit facilities".

## Profit before Tax

As a result of the foregoing factors, the Group recorded a loss before tax of RMB52.5 million for the Period as compared to a profit of RMB744.0 million for the year ended 31 December 2024.

## Income Tax Expense

Income tax expense decreased by 3.56% from RMB143.2 million for the year ended 31 December 2024 to RMB138.1 million for the Period.

## 研發成本

本集團研發成本由截至二零二四年十二月三十一日止年度人民幣342.6百萬元增加9.3%至期內人民幣374.4百萬元，主要是研發人員較上年增加約百人，導致人工成本增加較多。

## 其他開支

本集團的其他開支由截至二零二四年十二月三十一日止年度人民幣32.4百萬元減少22.2%至期內人民幣25.2百萬元。

## 財務成本

本集團財務成本由截至二零二四年十二月三十一日止年度人民幣300.0百萬元降低7.0%至期內人民幣279.0百萬元，二零二五年通過「提升與大型政策性銀行、國有銀行的合作力度」和「新增低成本授信額度置換以前年度高成本授信額度」等手段降低融資總體成本。

## 稅前溢利

由於以上因素，本集團於期內錄得稅前虧損人民幣52.5百萬元，而截至二零二四年十二月三十一日止年度為溢利人民幣744.0百萬元。

## 所得稅開支

所得稅開支由截至二零二四年十二月三十一日止年度人民幣143.2百萬元降低3.56%至期內人民幣138.1百萬元。

### Profit for the Year

As a result of the foregoing factors, the Group recorded a loss of RMB190.7 million (2024: a profit of RMB600.7 million) and a loss attributable to the owners of the parent of RMB173.9 million (2024: a profit of RMB603.6 million) for the Period.

### Including: Analysis of Profit for the Year Attributable to Assets of the Disposal Group Classified as Held for Distribution to Owners

On 12 February 2025, the Company submitted a proposal to the Stock Exchange for the Proposed Spin-off of the SpinCo in the U.S. The Company has obtained approval from the Stock Exchange for the “permission to proceed with the Proposed Spin-off”. On 31 December 2025, the Form 20-F was publicly submitted, and on 7 January 2026, an extraordinary general meeting was convened to approve the Proposed Spin-off. On 1 April 2026, after consulting with its advisors on the Proposed Spin-off, the SpinCo decided, taking into account various factors including current market and regulatory conditions, not to proceed with the Proposed Spin-off and the proposed listing on a U.S. stock exchange at this stage. The SpinCo will adjust its financing strategy and explore new opportunities.

The Group’s assets of the disposal group classified as held for distribution to owners recorded a profit of RMB79.3 million during the Period, compared to a profit of RMB267.7 million for the year 2024, mainly due to changes in tariff policies in global customer markets.

### 本年度溢利

由於以上因素，本集團於期內虧損人民幣190.7百萬元（二零二四年：溢利人民幣600.7百萬元）及母公司擁有人應佔虧損人民幣173.9百萬元（二零二四年：溢利人民幣603.6百萬元）。

### 其中：歸屬於分類為持作分派予擁有人的出售組別資產本年度溢利分析

二零二五年二月十二日公司向聯交所提交了在美國建議分拆公司的建議，本公司已獲聯交所「可進行建議分拆」的批准。二零二五年十二月三十一日公開交表20-F，二零二六年一月七日召開特別股東大會審批了建議分拆。二零二六年四月一日經諮詢其建議分拆的顧問，分拆公司於考慮現時市場及監管狀況等多項因素後，決定於現階段不進行建議分拆及建議於美國證券交易所上市。分拆公司將調整其融資策略並尋求新機遇。

本集團於期內分類為持作分派予擁有人的出售組別資產錄得獲得溢利人民幣79.3百萬元，而截至二零二四年獲得溢利為人民幣267.7百萬元，主要是受全球客戶市場關稅政策變動影響。

## Net Current Liabilities

As at 31 December 2025, the Group's net current liabilities of RMB275.2 million (2024: net current assets of RMB1,303.2 million). The Group's current assets mainly consist of inventories, trade receivables, debt investments at fair value through other comprehensive income, cash and bank balances, prepayments, other receivables and other assets. The Group's current liabilities mainly consist of trade and bills payables, other payables and accruals, and interest-bearing bank borrowings.

## Inventories

Inventories constitute a principal and significant component of the Group's current assets. As at 31 December 2025, the Group had inventories of RMB2,955.1 million (2024: RMB3,365.2 million), representing a decrease of 12.2% compared with last year. The decrease in inventories was mainly due to the continuous enhancement of the Company's lean production capabilities and the improvement in inventory turnover efficiency.

## Trade Receivables

The Group's trade receivables primarily relate to receivables for goods sold to its customers and mainly comprised customers from the power solutions business. As at 31 December 2025, the Group had trade receivables of RMB4,000.3 million (2024: RMB3,704.3 million), representing an increase of 8.0% compared with last year. The increase in trade receivables was mainly attributable to the increased sales scale.

## 流動負債淨值

於二零二五年十二月三十一日，本集團的流動負債淨值為人民幣275.2百萬元（二零二四年：流動資產淨值人民幣1,303.2百萬元）。本集團流動資產主要包括存貨、貿易應收款項、按公允價值變動計入其他全面收益的債務投資、現金及銀行結餘、預付款項、其他應收款項及其他資產。本集團流動負債主要包括貿易應付款項及應付票據、其他應付款項及應計費用以及計息銀行借貸。

## 存貨

存貨屬於本集團流動資產的一個主要重要組成部分。於二零二五年十二月三十一日，本集團持有存貨人民幣2,955.1百萬元（二零二四年：人民幣3,365.2百萬元），較去年下降12.2%。存貨減少主要原因是公司精益生產能力得到持續加強、存貨周轉效率得到提升。

## 貿易應收款項

本集團貿易應收款項主要與已售給客戶（主要包括電源解決方案業務客戶）貨品的應收款項有關。於二零二五年十二月三十一日，本集團有貿易應收款項人民幣4,000.3百萬元（二零二四年：人民幣3,704.3百萬元），較去年增加8.0%。貿易應收款項增長主要是銷售規模增加所致。

### Prepayments, Other Receivables and Other Assets

The Group's prepayments mostly relate to the purchase of raw materials. As at 31 December 2025, the Group had prepayments, other receivables and other assets of RMB633.5 million (2024: RMB663.3 million), representing a decrease of 4.5% compared with last year. The decrease was mainly attributable to a reduction in the proportion of prepayments to material suppliers.

### Assets Directly Associated with the Assets Classified as Held for Distribution to Owners

On 12 February 2025, the Company submitted a proposal to the Stock Exchange for the Proposed Spin-off of the SpinCo in the U.S. The Company has obtained approval from the Stock Exchange for the "permission to proceed with the Proposed Spin-off". Accordingly, in the 2025 annual report, various assets relating to the SpinCo will be included under the "assets held for sale". The balance of this item for the Group during the Period amounted to RMB4,586.5 million.

### Trade and Bills Payables

The Group's trade and bills payables primarily relate to its purchase of raw materials for production. As at 31 December 2025, the Group had trade and bills payables of RMB3,074.1 million (2024: RMB2,603.0 million), representing an increase of 18.1% compared with last year. The increase in trade payables was attributable to the Group's procurement of raw materials for inventory and the purchase of significant machinery and equipment for the new overseas plant during the year. The increase in bills payable was due to the Company's higher utilization rate of "payment for goods by bills".

### 預付款項、其他應收款項及其他資產

本集團預付款項主要與購買原材料有關。於二零二五年十二月三十一日，本集團有預付款項、其他應收款項及其他資產人民幣633.5百萬元（二零二四年：人民幣663.3百萬元），較去年減少4.5%。減少原因主要是對材料供應商預付款比例有所下降。

### 與分類為持作分派予擁有人的資產直接相關的資產

二零二五年二月十二日公司向聯交所提交了在美國建議分拆分拆公司的建議，本公司已獲聯交所「可進行建議分拆」的批准，因此二零二五年年報中將與分拆公司各類資產計入「持有待售資產」科目。本集團於期內該科目餘額為4,586.5百萬元。

### 貿易應付款項及應付票據

本集團的貿易應付款項及應付票據主要與購買生產資料所需的原材料有關。於二零二五年十二月三十一日，本集團貿易應付款項及應付票據為人民幣3,074.1百萬元（二零二四年：人民幣2,603.0百萬元），較去年增長18.1%。貿易應付款項增加是因為公司本年為儲備原材料以及為海外新廠購置大量機器設備導致。應付票據增加是因為公司提升了「票據支付貨款」比率。

## Other Payables and Accruals

The Group's other payables and accruals primarily consisted of provision for social insurance and retirement benefits, payments for expenditures related to construction and renovation of production facilities, payments in connection with transportation charges, contract liabilities, and accruals for payroll and benefits for its employees. As at 31 December 2025, the Group had other payables and accruals of RMB1,238.7 million (2024: RMB1,094.8 million), representing an increase of 13.1% compared with last year. The increase was mainly attributable to an increase in construction payables resulting from quality improvement and production capacity expansion, as well as an increase in receipts in advance driven by the growth in the Company's sales scale and optimization of customer structure.

## Liabilities of the Spin-Off Entity Classified as Held For Sale

As at 31 December 2025, liabilities of the spin-off entity of the Group classified as held for sale amounted to RMB1,226.5 million.

## Capital Expenditures

During the Period, the Group invested RMB1,202.4 million (2024: RMB832.4 million) in property, plant and equipment for its new production facilities.

## 其他應付款項及應計費用

本集團其他應付款項及應計費用主要包括社會保險及退休福利撥備、支付與建設及翻新生產設施有關的開支、有關運輸費用的付款、合約負債和僱員工資及福利費等應計費用。於二零二五年十二月三十一日，本集團的其他應付款項及應計費用為人民幣1,238.7百萬元（二零二四年：人民幣1,094.8百萬元），較去年增加13.1%。主要原因是提質擴產導致應付工程款增加，以及公司銷售規模增長及客戶結構優化導致預收賬款增加。

## 分拆主體劃分為持有待售負債

於二零二五年十二月三十一日，本集團分拆主體對應持有待售負債為1,226.5百萬元。

## 資本開支

期內，本集團已投資人民幣1,202.4百萬元（二零二四年：人民幣832.4百萬元）於新生產設施物業、廠房及設備。

### Liquidity and Financial Resources

As at 31 December 2025, the Group's net current liabilities of RMB275.2 million (2024: net current assets of RMB1,303.2 million), among which cash and bank deposits amounted to RMB1,469.3 million (2024: RMB1,406.0 million). As at 31 December 2025, the Group had bank borrowings of RMB5,633.3 million (2024: RMB5,121.5 million), all of which are interest-bearing. Except for borrowings of RMB761.0 million (2024: RMB1,116.2 million) which had a maturity of over one year, all of the Group's bank borrowings were repayable within one year. The Group's borrowings were denominated in RMB, US dollars, HK dollars, Singapore dollars, Malaysian ringgits and Euro, and the effective interest rates of which as of 31 December 2025 were 1.97% to 8.25% (2024: 2.00% to 9.60%).

A portion of the Group's bank borrowings was secured by pledges over certain assets of the Group including property, plant and equipment, leasehold lands, deposits, inventory, trade receivables and equity interests in the Company's subsidiaries. As at 31 December 2025, the Group's gearing ratio was 36.3% (2024: 35.3%), which was calculated by dividing total borrowings by total assets as at the end of each respective period, and multiplying by 100%.

### Contingent Liabilities

The Group did not have any significant contingent liabilities as at 31 December 2025 (2024: Nil).

### 流動資金及財務資源

於二零二五年十二月三十一日，本集團的流動負債淨值為人民幣275.2百萬元（二零二四年：流動資產淨值人民幣1,303.2百萬元），其中現金及銀行存款為人民幣1,469.3百萬元（二零二四年：人民幣1,406.0百萬元）。於二零二五年十二月三十一日，本集團的銀行借貸為人民幣5,633.3百萬元（二零二四年：人民幣5,121.5百萬元），全部均為計息借貸。除人民幣761.0百萬元（二零二四年：人民幣1,116.2百萬元）的借貸於一年後到期外，本集團所有銀行借貸須於一年內償還。本集團的借貸以人民幣、美元、港元、新加坡元、馬來西亞令吉及歐元計值，截至二零二五年十二月三十一日的實際利率介乎1.97%至8.25%（二零二四年：2.00%至9.60%）之間。

本集團部分銀行借貸以本集團若干資產質押，包括物業、廠房及設備、租賃土地、存款、存貨、貿易應收款項及於本公司附屬公司的股權。於二零二五年十二月三十一日，本集團的資本負債比率為36.3%（二零二四年：35.3%），乃將各期間末的總借貸除以同期期末總資產再乘以100%後得出。

### 或然負債

於二零二五年十二月三十一日，本集團並無任何重大或然負債（二零二四年：無）。

## Foreign Exchange Risk

The Group operates globally. For the Group's companies in the PRC, their principal activities were transacted in RMB. For other companies outside of the PRC, their principal activities were transacted in US dollars. However, as a result of the Group's revenue being denominated in RMB, the conversion into foreign currencies in connection with payments is subject to regulatory restrictions on currency conversion in the PRC. The value of the RMB against the US dollars and other currencies may fluctuate and is affected by, among other things, changes in the political and economic conditions in the PRC. The Group's product sales adopted a price mechanism by which the currency fluctuation is basically transferred to the customers, but the Group's foreign currency trade receivables may still be exposed to risk in the credit period.

## Material Acquisition and Disposal

There was no material acquisition or disposal of a subsidiary, associated company or joint venture by the Group during the Period.

## Significant Investments

As at 31 December 2025, the Group had no significant investment with a value of 5% or more of the Group's total assets.

## 外幣匯兌風險

本集團業務經營遍及全球。就本集團於中國的公司而言，其主要業務以人民幣作交易。就中國境外的其他公司而言，其主要業務以美元作交易。然而，由於本集團的收益以人民幣計值，將有關付款兌換為外幣須受中國有關貨幣兌換的監管限制規限。人民幣兌美元及其他貨幣的價值可能會波動，並受（其中包括）中國的政治和經濟狀況變動所影響。本集團的產品銷售採用價格聯動機制，匯率波動風險基本轉移到客戶，但本集團的外幣貿易應收款項於信貸期內可能存在風險。

## 重大收購及出售事項

期內本集團並無任何重大收購或出售附屬公司、聯營公司或合營公司事項。

## 重大投資

於二零二五年十二月三十一日，本集團並無價值為本集團總資產5%或以上的重大投資。

### EMPLOYEES

As at 31 December 2025, the Group had 17,089 employees. Employee benefit expenses (including directors' remuneration), which comprised wages and salaries, performance-related bonuses, equity-settled share option expenses and retirement benefit scheme contributions, totaled RMB1,598.2 million for the Period (2024: RMB1,481.3 million).

The Group has a share option scheme for selected participants as an incentive and reward for their contribution to the Group. A mandatory provident fund scheme and local retirement benefit schemes are also in effect. No forfeited contributions were available for use by the Group to reduce the existing level of contributions during the year. The Group encourages employees to pursue continuing education and training to strengthen their work skills and to support personal development. The Group also provides workshops for staff at different levels to enhance their knowledge of work safety and to build team spirit. Staff are rewarded based on the performance of the Group as well as on individual performance and contribution.

### 僱員

於二零二五年十二月三十一日，本集團聘有17,089位僱員。期內，僱員福利開支（包括董事酬金）包括薪酬及工資、與表現掛鈎的獎金、以權益結算的購股權開支及退休福利計劃供款，合計為人民幣1,598.2百萬元（二零二四年：人民幣1,481.3百萬元）。

本集團為被甄選的參與者設立一項購股權計劃，以鼓勵及酬謝彼等對本集團的貢獻。本集團亦設有強積金計劃及地方退休福利計劃。本集團於年內並無任何被沒收的供款可用於減少現有的供款水平。本集團鼓勵僱員進行持續進修及培訓，以加強彼等的工作技巧及支持個人發展。本集團亦為不同職級的員工提供工作坊，以提升彼等的職業安全知識及建立團隊精神。員工獎勵須視乎本集團的業績表現及員工的個人表現及貢獻。

# Directors and Senior Management 董事及高級管理層

## EXECUTIVE DIRECTORS

**Dr. DONG Li (董李)**, aged 59, is an executive director, chairman of the Board and nomination committee, a member of the remuneration committee and founder of the Company. Dr. DONG has been appointed as executive director since 27 April 2010, the date of the incorporation of our Company. Dr. DONG is a controlling shareholder of the Company. He is also one of the authorised representatives of the Company and serving as director for various subsidiaries of the Group. Dr. DONG also serves as director for various private wholly owned companies which include investment holding and manufacturing enterprise.

Dr. DONG obtained a Doctor of Science from Shanghai University in 2021 and an EMBA degree from National University of Singapore in 2015. Dr. DONG graduated from Xi'an International Studies College, the predecessor of Xi'an International Studies University, in 1990 with a Bachelor of Arts degree and Northwest Textile University of Science and Technology, the predecessor of Xi'an Polytechnic University, in 1988 with a Bachelor's degree in Engineering.

Dr. DONG is the controlling shareholder of the Company who holds the shares in the Company through Master Alliance Investment Limited. However he personally did not hold any share options in the Company as at 31 December 2025.

## 執行董事

**董李博士**，59歲，本公司執行董事、董事會及提名委員會主席、薪酬委員會成員兼創辦人。董博士自二零一零年四月二十七日起（本公司註冊成立日期）獲委任為執行董事。董博士為本公司控股股東。他亦是本公司授權代表之一及擔任若干本集團附屬公司的董事。董博士亦擔任若干私營獨資企業（包括投資控股及生產企業）的董事。

董博士於二零二一年取得上海大學理學博士學位及於二零一五年取得新加坡國立大學EMBA學位。董博士於一九九零年獲得西安外國語學院（西安外國語大學的前身）文學學士學位，並於一九八八年獲得西北紡織工學院（西安工程大學的前身）工學學士學位。

董博士為本公司控股股東，彼透過Master Alliance Investment Limited持有本公司的股份。然而，截至二零二五年十二月三十一日，彼個人並無持有本公司的任何購股權。

## Directors and Senior Management 董事及高級管理層

**Mr. WU Kouyue**, aged 55, has been appointed as an executive director of the Company as since 8 January 2026.

Mr. WU graduated from Anhui University of Technology with a diploma in Industrial Management Engineering in 1988 and received a diploma in Business Administration from the School of Continuing Education of Sun Yatsen University in 2003.

Mr. Wu has nearly 30 years of experience in production operations and supply chain management. Since May 2014, Mr. Wu has joined the Group and has successively been appointed as the supply chain director, the quality director, the president of sales for China Region and the chief operating officer of the Group, and has been appointed as the chief executive officer of the Group since 13 December 2024.

Mr. Wu personally hold 1,020,000 shares and 400,000 share options of the Company as at 31 December 2025.

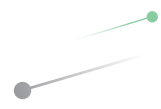
**吳扣月先生**，55歲，自二零二六年一月八日起獲委任為本公司執行董事。

吳先生於一九八八年畢業於安徽工業大學，並獲頒發工業管理工程學畢業證書，後於二零零三年獲中山大學繼續教育學院工商管理畢業證書。

吳先生於生產運營及供應鏈管理等相關領域擁有近30年的經驗。自二零一四年五月起，吳先生加入本集團，並先後獲委任為本集團的供應鏈總監、質量總監、中國區銷售總裁及首席運營官等職務，並自二零二四年十二月十三日起獲委任為本集團的行政總裁。

於二零二五年十二月三十一日，吳先生個人持有本公司1,020,000股股份及400,000份購股權。

## Directors and Senior Management 董事及高級管理層



**Ms. HONG Yu**, aged 54, is an executive director of the Company. Ms. HONG has been appointed as executive director of the Company since 6 April 2023, and has been appointed as a member of nomination committee of the Company since 25 June 2025.

Ms. HONG graduated from Northwest Textile University for Science and Technology, the predecessor of Xi'an Polytechnic University, in 1994 majoring in textiles engineering and minoring in international economics and sales.

Ms. HONG has almost 30 years of management and operational experience. From July 1994 to May 2000, she worked as the manager of the foreign trade department of Xi'an Oumei Handicrafts Co. Ltd. From July 2000 to May 2005, Ms. HONG joined the Group as a salesperson, and was subsequently promoted to the manager and deputy general manager of the foreign trade department. From May 2005 to June 2015, Ms. HONG was appointed as the vice president of purchasing department of the Group. From August 2015 to March 2020, Ms. HONG served as a partner of Zhongtong Yintai (Beijing) Investment Management Co., Ltd. From March 2020, Ms. HONG rejoined the Group as member of enterprise management team, financial committee officer, purchasing director and investment director and has been appointed as a chief financial officer of the Company since 12 January 2026.

Ms. HONG personally held 1,592,000 shares and 400,000 share options of the Company as at 31 December 2025.

**洪渝女士**，54歲，為本公司執行董事。洪女士自二零二三年四月六日起獲委任為本公司執行董事，並自二零二五年六月二十五日獲委任為本公司提名委員會成員。

洪女士於一九九四年從西北紡織工學院(西安工程大學的前身)畢業，主修毛紡織工程，輔修國際經貿。

洪女士於管理和營運方面具近30年的經驗。由一九九四年七月至二零零零年五月，洪女士任職於西安歐美工藝品有限公司，擔任外貿部經理。由二零零零年七月至二零零五年五月，洪女士加入本集團時為銷售人員，其後晉升為外貿部經理及副總經理。由二零零五年五月至二零一五年六月，洪女士被委任為本集團採購部副經理。由二零一五年八月至二零二零年三月，洪女士擔任中通銀泰(北京)投資管理有限公司合夥人。自二零二零年三月起，洪女士重新加入本集團，擔任企業管理團隊成員、財務委員會委員、採購總監及投資總監並自二零二六年一月十二日獲委任為本公司首席財務官。

於二零二五年十二月三十一日，洪女士個人持有本公司1,592,000股股份及400,000份購股權。



### INDEPENDENT NON-EXECUTIVE DIRECTORS

**Mr. CAO Yixiong Alan (曹亦雄)**, aged 57, has been appointed as an independent non-executive director, chairman of the audit committee and a member of remuneration committee of the Company since 14 October 2010, and has been appointed as a member of nomination committee of the Company since 25 June 2025.

Mr. CAO holds a Bachelor's degree in Accounting from Sonoma State University and an MBA degree from the Anderson School of the University of California, Los Angeles. He worked at the auditing department of Coopers & Lybrand between 1993 and 1996, and obtained his CPA license (California, United States) in 1996. From 1997 to 2002, he worked at J.P. Morgan and Merrill Lynch in their respective private banking divisions. Since 2002, he has been the Executive Director of Etech Capital, a subsidiary of Etech Securities, Inc., responsible for its Greater China private equity advisory business. He is also currently the Chief Executive Officer, Director and Founding Partner of Shanghai Great Wall Etech Capital Management Company, a joint venture between China Great Wall Asset Management Company, one of the largest Chinese asset management companies, and Etech Group. Mr. CAO is also currently the Chairman of the Board of Supervisors of Chongqing Tongli Heavy Machinery Manufacturing Co., LTD.

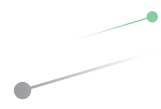
Mr. CAO personally held 1,025,000 shares and 75,000 share options of the Company as at 31 December 2025.

### 獨立非執行董事

**曹亦雄先生**，57歲，自二零一零年十月十四日起獲委任為本公司獨立非執行董事、審核委員會主席及薪酬委員會成員，並自二零二五年六月二十五日起獲委任為本公司提名委員會成員。

曹先生持有加州州立索諾瑪大學頒授的會計學士學位，以及加州大學洛杉磯分校安德森商學院頒授的工商管理碩士學位。曹先生於一九九三年至一九九六年在Coopers & Lybrand的審計部門工作，並於一九九六年取得美國加州的註冊會計師執照。於一九九七年至二零零二年，他分別於J.P.摩根及美林證券公司私人銀行部工作。自二零零二年起，他便擔任美國億泰證券集團的附屬公司億泰資本的執行董事，負責大中華區私募股權投資諮詢業務。他目前亦是上海長城億泰股權投資管理有限公司（中國最大資產管理公司之一的中國長城資產管理公司及美國億泰集團的合營企業）的行政總裁、董事兼發起合夥人。曹先生目前亦是重慶同力重型機器製造有限公司監事會的主席。

於二零二五年十二月三十一日，曹先生個人持有本公司1,025,000股股份及75,000份購股權。



**Mr. LAU Chi Kit (劉智傑)**, aged 81, has been appointed as an independent non-executive director, the chairman of the remuneration committee, a member of the nomination committee and a member of the audit committee of the Company since 17 September 2014.

Mr. LAU retired from The Hongkong and Shanghai Banking Corporation Limited (“**HSBC**”) in December 2000 after more than 35 years’ of service. Among the senior positions in HSBC, he was the Assistant General Manager and Head of Personal Banking Hong Kong and Assistant General Manager and Head of Strategic Implementation, Asia-Pacific Region. He is a Fellow of the Hong Kong Institute of Bankers (“**Institute**”). He was the chairman of the Institute’s Executive Committee (from January 1999 to December 2000) and is currently an Honorary Advisor of the Institute’s Executive Committee. He served as a member on a number of committees appointed by the Government of Hong Kong Special Administration Region, including the Advisory Council on the Environment (from October 1998 to December 2001), the Advisory Committee on Human Resources Development in the Financial Services Sector (from June 2000 to May 2001), the Corruption Prevention Advisory Committee of the Independent Commission Against Corruption (from January 2000 to December 2003), the Environment and Conservation Fund Committee (from August 2000 to October 2006), the Innovation and Technology Fund (Environment) Projects Vetting Committee (from January 2000 to December 2004) and the Law Reform Commission’s Privacy Sub-committee (from February 1990 to March 2006). He also served as Chairman of the Business Environment Council Ltd. (from September 1998 to December 2001).

Currently, Mr. LAU is also an independent non executive director of Royale Home Holdings Ltd. (stock code: 1198) and Hin Sang Group (International) Holding Co Ltd (stock code: 6893). The shares of Royale Home Holdings Ltd. and Hin Sang Group (International) Holding Co Ltd are listed on the Main Board.

Mr. LAU personally held 75,000 share options in the Company as at 31 December 2025.

**劉智傑先生**，81歲，自二零一四年九月十七日起獲委任為本公司獨立非執行董事、薪酬委員會主席、提名委員會成員及審核委員會成員。

劉先生服務香港上海滙豐銀行有限公司（「滙豐銀行」）逾35年後，於二零零零年十二月退休。於滙豐銀行擔任之各主要職務中，彼曾任職副總經理兼香港個人銀行業務主管及亞太區副總經理兼策略執行業務主管。彼為香港銀行學會（「學會」）資深會士。彼曾於學會之理事會擔任主席（自一九九九年一月至二零零零年十二月），現時擔任學會理事會之榮譽顧問。彼先後獲香港特別行政區政府委任服務多個委員會，包括環境諮詢委員會（自一九九八年十月至二零零一年十二月）、財經界人力資源諮詢委員會（自二零零零年六月至二零零一年五月）、廉政公署防止貪污諮詢委員會（自二零零零年一月至二零零三年十二月）、環境及自然保育基金委員會（自二零零零年八月至二零零六年十月）、創新及科技基金環境項目評審委員會（自二零零零年一月至二零零四年十二月）及香港法律改革委員會私隱問題小組委員會（自一九九零年二月至二零零六年三月）。彼亦曾出任商界環保協會有限公司主席（自一九九八年九月至二零零一年十二月）。

劉先生現亦為皇朝家居控股有限公司（股份代號：1198）及衍生集團（國際）控股有限公司（股份代號：6893）之獨立非執行董事。皇朝家居控股有限公司及衍生集團（國際）控股有限公司之股份於主板上市。

於二零二五年十二月三十一日，劉先生個人持有本公司75,000份購股權。



## Directors and Senior Management 董事及高級管理層

**Mr. LU Zhiqiang (盧志強)**, aged 51, has been appointed as an independent non-executive director, a member of the nomination committee and a member of the audit committee of the Company since 21 March 2022.

Mr. LU was Asia Fellow in Harvard University from August 2018 to July 2020. Mr. LU holds a Master Degree of Business Administration from Central State University of the United States of America in 2001, a Bachelor Degree of Engineering and a Bachelor Degree of Industry from Nanchang Hangkong University of The People's Republic of China in 1996 and 1997 respectively. Mr. LU attended the program of a Master of Science Degree in International Purchasing & Supply Chain Management organised by Audencia NANTES. Ecole de Management in 2002.

Mr. LU is currently an executive director and the chief executive officer of Hong Kong Life Sciences and Technologies Group Limited whose issued shares were listed on GEM of the Stock Exchange under stock code: 8085 but were delisted on 14 September 2020. He also served as an independent non-executive director of ASIA TELEVISION HOLDINGS LIMITED whose issued shares are listed on the Main Board of the Stock Exchange under stock code: 707 from 8 December 2023 to 21 June 2024 and served as the chairman of the board of directors of ASIA TELEVISION HOLDINGS LIMITED from 24 July 2025 to 12 August 2025. He served as an executive director of Extrawell Pharmaceutical Holdings Limited whose issued shares are listed on the Main Board of the Stock Exchange under stock code: 858 from 27 January 2017 to 26 January 2020.

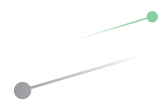
Mr. LU personally held 75,000 shares and 150,000 share options of the Company as at 31 December 2025.

**盧志強先生**，51歲，自二零二二年三月二十一日起獲委任為本公司獨立非執行董事、提名委員會成員及審核委員會成員。

盧先生於二零一八年八月至二零二零年七月擔任哈佛大學之亞洲研究員。盧先生於二零零一年獲得美國中央城大學頒授之工商管理學碩士學位及分別於一九九六年及一九九七年獲得中華人民共和國南昌航空大學頒授之工程學士學位及工業工程學士學位。盧先生於二零零二年曾修讀法國南特歐當斯亞高等商業管理學院舉辦之國際採購及供應鏈管理之理學碩士學位課程。

盧先生現為香港生命科學技術集團有限公司之執行董事兼行政總裁，已發行股份於聯交所創業板上市，股份代號：8085，但於二零二零年九月十四日除牌。其亦於二零二三年十二月八日至二零二四年六月二十一日，任亞洲電視控股有限公司之獨立非執行董事，並自二零二五年七月二十四日至二零二五年八月十二日任亞洲電視控股有限公司之董事會主席，亞洲電視控股有限公司已發行股份於聯交所主板上市，股份代號：707。於二零一七年一月二十七日至二零二零年一月二十六日，任職精優藥業控股有限公司之執行董事，其已發行股份於聯交所主板上市，股份代號：858。

於二零二五年十二月三十一日，盧先生個人持有本公司75,000股股份及150,000份購股權。



### CHIEF EXECUTIVE OFFICER

**Mr. WU Kouyue**, aged 55, has been appointed as the chief executive officer of the Company since 13 December 2024 and has been appointed as an executive director since 8 January 2026.

Mr. WU graduated from Anhui University of Technology with a diploma in Industrial Management Engineering in 1988 and received a diploma in Business Administration from the School of Continuing Education of Sun Yatsen University in 2003.

Mr. Wu has nearly 30 years of experience in production operations and supply chain management. Since May 2014, Mr. Wu has joined the Group and has successively been appointed as the supply chain director, the quality director, the president of sales for China Region and the chief operating officer of the Group.

Mr. Wu personally hold 1,020,000 shares and 400,000 share options of the Company as at 31 December 2025.

### 行政總裁

**吳扣月先生**，55歲，自二零二四年十二月十三日起獲委任為本公司行政總裁，並自二零二六年一月八日起獲委任為本公司執行董事。

吳先生於一九八八年畢業於安徽工業大學，並獲頒發工業管理工程學畢業證書，後於二零零三年獲中山大學繼續教育學院工商管理畢業證書。

吳先生於生產運營及供應鏈管理等相關領域擁有近30年的經驗。自二零一四年五月起，吳先生加入本集團，並先後獲委任為本集團的供應鏈總監、質量總監、中國區銷售總裁及首席運營官等職務。

於二零二五年十二月三十一日，吳先生個人持有本公司1,020,000股股份及400,000份購股權。



### COMPANY SECRETARY

**Ms. LIN Jianan**, aged 38, has been appointed as company secretary since 28 May 2024.

Ms. Lin joined the Company as the head of office of the board of directors of the Company in September 2023. She obtained a bachelor's degree in engineering from Tianjin Polytechnic University in 2010 and a master's degree in business administration with a major in corporate governance and directorship from Hong Kong Baptist University in 2014. She has around 10 years of experience in corporate governance matters and has held various related positions in public companies listed in Hong Kong. Prior to joining the Group, she previously held the positions of Information Disclosure Manager and Secretary of the President's Office at two companies listed on the Main Board of the Stock Exchange. Ms. Lin is a member of The Hong Kong Chartered Governance Institute (formerly known as The Hong Kong Institute of Chartered Secretaries), a chartered secretary, a chartered governance professional and an environmental, social and governance reporting certification holder.

### 公司秘書

**林佳楠女士**，38歲，自二零二四年五月二十八日起獲委任為本公司公司秘書。

林女士於二零二三年九月加入本公司，擔任本公司董事會辦公室主任。彼於二零一零年獲天津工業大學頒授工程學學士學位，並於二零一四年獲香港浸會大學頒授工商管理碩士學位，主修企業管治與董事。彼於企業管治事務方面擁有約10年經驗，曾在香港上市公司擔任多個相關職位。在加入本集團前，彼曾分別擔任兩家聯交所主板上市公司的信息披露經理及總裁辦公室秘書職務。林女士為香港公司治理公會（前稱香港特許秘書公會）會員、特許秘書、特許管治專業人士以及環境、社會及管治報告認證持有人。

## PRINCIPAL ACTIVITIES AND GEOGRAPHICAL ANALYSIS OF OPERATIONS

The principal activity of the Company is investment holding. The principal activities of the Company's subsidiaries as at 31 December 2025 are set out in note 1 to the financial statements.

An analysis of the Group's performance for the year by operating segments is set out in note 4 to the financial statements.

## KEY RISKS AND UNCERTAINTIES

Risks and uncertainties involved in the business operations of the Group may affect the Group's financial conditions or growth prospects. The Group has been focusing on the control of risks and uncertainties with the aim of understanding and addressing the concerns of stakeholders. Key risk factors and uncertainties affecting the Group are outlined below:

- 1) Our revenue is substantially derived from batteries using lead-acid technology. If the lead-acid battery market does not grow at the rate we expect or at all, or if lead-acid technology is replaced by another technology, our business, profitability and future prospects may be materially and adversely affected;

## 主要業務及營運地區分析

本公司的主要業務為投資控股。本公司的附屬公司於二零二五年十二月三十一日的主要業務載於財務報表附註1。

年內按經營分部劃分的本集團表現分析載於財務報表附註4。

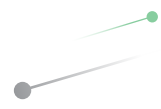
## 主要風險及不明朗因素

本集團業務營運所涉及的風險及不明朗因素可能會影響本集團的財務狀況或發展前景。在處理此等風險及不明朗因素時，本集團一直致力於控制風險及不明朗因素，以了解及解決股份持有人的擔憂。影響本集團的主要風險及不明朗因素概述於下文：

- 1) 我們的收益大部分來自使用鉛酸技術的電池。倘鉛酸蓄電池市場未按我們預期的速度增長，或根本沒有增長，或倘鉛酸技術被其他技術取代，我們的業務、盈利能力及日後前景可能會受到重大不利影響；

## Report of the Directors 董事會報告

- 2) The recent array of tariffs against numerous countries by the US government, any global economic downturn, or changes in the economic, political and social conditions in the PRC may have an adverse effect on our business, financial condition, results of operations and prospects;
  - 3) If we are unable to successfully develop new technology or new products, our business, results of operations and prospects may be adversely affected;
  - 4) We derive a significant portion of our income from our major customers, particularly UPS and telecommunications customers, and we have no long-term sales contracts with our customers. Our results of operations could be adversely affected if these customers reduce their orders or cease to order from us;
  - 5) We face intense competition in our major markets and continuing pressure to reduce our production costs to remain price competitive;
  - 6) Fluctuations in the prices of raw materials, such as lead, could materially and adversely affect our results of operations; in addition, we rely on our major suppliers for our primary raw materials. Our operations could be affected if our major suppliers are not able to supply raw materials as scheduled. More information on our major suppliers is set out on page 77 under the heading “Major Suppliers and Customers” of the Report of Directors.
- 2) 美國政府近期對若干國家發起的一系列關稅、全球經濟低迷或中國經濟、政治及社會狀況發生變化，可能會對我們的業務、財務狀況、經營業績及前景產生不利影響；
  - 3) 倘我們不能成功開發新技術或新產品，我們的業務、經營業績及前景可能受到不利影響；
  - 4) 我們從主要客戶，尤其是UPS及通訊客戶取得絕大部分收入，及我們並無與客戶簽訂任何長期銷售合約。倘該等客戶減少訂單或停止向我們下單，我們的經營業績可能受到不利影響；
  - 5) 我們面臨主要市場的激烈競爭及降低生產成本以保持價格具有競爭力的持續壓力；
  - 6) 鉛等原材料價格變動，可能對我們的經營業績產生重大不利影響；此外，我們依賴主要供應商供應主要原材料。倘主要供應商不能按計劃供應原材料，我們的業務營運可能受到影響。有關我們主要供應商的更多資料載於董事會報告第77頁的「主要供應商及客戶」一節。



These factors are not exhaustive or comprehensive, and there may be other risks in addition to those shown above which are not known to the Group or which may not be material now but could become material in the future.

此等因素非巨細無遺亦非全面，除上文所示者外，亦可能存在本集團未知或現時非重大但日後可能變成重大的其他風險。

## RESULTS AND APPROPRIATIONS

The results of the Group for the year ended 31 December 2025 are set out in the consolidated statement of profit or loss on pages 115 to 116 and consolidated statement of comprehensive income on pages 117 to 118.

The Board does not recommend the declaration and payment of a final dividend for the year ended 31 December 2025 (2024: HK7 cents per share).

## BUSINESS REVIEW

A review of the business of the Group during the year and a discussion on the Group's future business development, possible risks and uncertainties that the Group may be facing and an analysis of the performance of the Group during the year using key financial performance indicators are set out in the headed "Management Discussion and Analysis" on pages 12 to 32 of the annual report.

## 業績及股息分派

本集團截至二零二五年十二月三十一日止年度的業績載於第115至116頁的綜合損益表及第117至118頁的綜合全面收益表。

董事會不建議宣派及派付截至二零二五年十二月三十一日止年度之末期股息（二零二四年：每股7港仙）。

## 業務回顧

本集團年內之業務回顧、有關本集團未來業務發展之討論、本集團可能面臨之潛在風險及不明朗因素以及年內使用主要財務表現指標對本集團業績進行之分析載於年報第12至32頁「管理層討論及分析」一節。



Discussions on the Group's environmental policies, relationships with its key stakeholders and compliance with relevant laws and regulations which have a significant impact on the Group are set out below:

### ENVIRONMENTAL POLICIES AND PERFORMANCE (ENVIRONMENTAL PROTECTION)

The Group is committed to safety and environmental protection and has implemented stringent environmental protection policies to uphold high standards of operating practices.

Pursuant to the applicable environmental laws and regulations in the PRC, the Group installed environmental protection equipment in all of our production facilities for the removal of lead dust and particles generated during our production process in order to minimize the amount of pollutants in the air. The equipment includes ventilation systems, dust absorbing and removing systems, acidic mist and lead fumes purifying machines and fresh air pipelines.

The Group installed waste water treatment facilities at our production facilities. The water treatment facility neutralizes the waste water and removes its lead content in accordance with the applicable environmental standards in the PRC. At our Zhaoqing and Anhui production facilities, the purified water is collected and reused in our production process, thus achieving "zero discharge".

Our PRC factories management control and monitor the waste level regularly and consistently. Monitoring systems that provide on-time reading are connected to local government authorities in charge of environmental protection for real-time monitoring purposes.

At the same time, as market attention to climate change issues continues to rise, the Group has completed its climate risk assessment and developed relevant mitigation and adaptation measures. It seeks to mitigate climate risks' impact on the Group's operations and reduce adverse effects on the climate environment simultaneously.

有關本集團環境政策之討論、與主要利益相關人士之關係及遵守對本集團產生重大影響之相關法律法規載於下文：

### 環境政策及表現 (環境保護)

本集團致力於安全及環境保護並已執行嚴格之環保政策以維持高標準的經營慣例。

根據中國的適用環境法律及法規，本集團已在我們的所有生產設施內安裝環保設備，以去除生產過程中產生的鉛灰塵及顆粒，藉以將空氣中污染物的數量降至最低。有關設備包括通風系統、灰塵吸附及去除系統、酸霧及鉛煙塵淨化器及新鮮空氣管道。

本集團已在我們的生產設施內安裝廢水處理設施。根據中國適用的環保準則，廢水處理設施會中和廢水並去除其含鉛量。在肇慶及安徽的生產設施，淨化後的水會收集並在我們的生產過程中重複使用，從而實現「零排放」。

我們的中國工廠管理層定期及持續控制及監控廢水水平。提供實時讀取的監控系統與主管環保的地方政府當局相聯，以進行實時監控。

同時，隨著市場對氣候變化議題關注度不斷提升，本集團已完成氣候風險評估，並據此制定風險緩解與適應措施，在降低氣候風險對本集團經營影響的同時，減少對氣候環境的負面效應。

### Compliance with laws and regulations

Compliance procedures are in place to ensure adherence to applicable laws, rules and regulations, in particular, those which may have significant impact on the Group. The Group holds high standards of operating practices and complies with the relevant standards. The Group has stringent requirements to maintain high levels of quality control and responsible business practices. Any changes in the applicable laws, rules and regulations are brought to the attention of relevant employees and relevant operation units on a timely basis to ensure that adjustments are made in our procedures and operations to reflect such changes.

During the year ended 31 December 2025, the Group has complied with the relevant laws and regulations that have a significant impact on the operations of the Group.

### Relationship with Employees, Suppliers and Customers

The Group believes that employees are important assets and provides competitive remuneration packages to attract and retain employees. The management regularly reviews the Group's remuneration to its employees to ensure that they remain comparable with prevailing market standards. Furthermore, the Group provides employee training programs to polish their skills and knowledge and a number of staff activities to enhance employees' sense of belonging and to help create a friendly and harmonious working environment.

The Group also understands that it is important to maintain a good relationship with its suppliers and customers to fulfil its long-term goals and development. To maintain its brand competitiveness and dominant status, the Group aims at to deliver consistently high standards of quality in the service to its customers. During the year ended 31 December 2025, there was no material or significant dispute between the Group and its suppliers and/or customers.

### 遵守法律法規

本集團已實施合規程序，以確保本集團遵守（尤其可能對本集團有重大影響的）適用法律、規則及法規。本集團維持高標準的營運常規，並遵守相關標準。本集團制定嚴格要求，維持高水平的質量管控，並負責相關業務實務。相關僱員及相關營運單位會及時獲悉適用法律、規則及法規所發生之任何變動，以確保我們的程序及營運已針對相關變動作出調整。

截至二零二五年十二月三十一日止年度，本集團已遵守對本集團經營有重大影響之相關法律及法規。

### 與僱員、供應商及客戶之關係

本集團認為，僱員為寶貴資產，為吸引及挽留僱員，本集團提供具競爭力之薪酬待遇。管理層定期檢討本集團給予僱員的薪酬，確保符合當時市場標準。此外，本集團向客戶提供培訓計劃、打磨彼等技能及知識，並開展多項員工活動，提升僱員的歸屬感，創造和諧友愛的工作環境。

本集團亦了解與其供應商及客戶保持良好關係對達到其長期目標及發展十分重要。為維持其品牌競爭力以及主導地位，本集團致力向其客戶提供一貫之優質服務。截至二零二五年十二月三十一日止年度，本集團與其供應商及／或客戶之間概無實質或重大糾紛。

### RESERVES

Details of the movements in the reserves of the Group and of the Company during the year are set out in the consolidated statement of changes in equity on page 122 to 123 and in note 34 to the financial statements.

### PROPERTY, PLANT AND EQUIPMENT

Details of the movements in property, plant and equipment of the Group are set out in note 15 to the financial statements.

### SHARE CAPITAL

Details of the movements in share capital of the Company are set out in note 32 to the financial statements.

### DISTRIBUTABLE RESERVES

As at 31 December 2025, the reserves of the Company available for distribution to shareholders amounted to approximately RMB626.4 million (2024: approximately RMB620.3 million).

### TAX RELIEF

The Company is not aware of any relief from taxation available to shareholders by reason of their holding of the Company's shares.

### PRE-EMPTIVE RIGHTS

There is no provision for pre-emptive rights under the Company's articles of association (the "**Articles of Association**") or the laws of the Cayman Islands, which would oblige the Company to offer new shares on a pro rata basis to existing shareholders.

### 儲備

本集團及本公司年內的儲備變動詳情載於年報第122至123頁的綜合權益變動表及財務報表附註34。

### 物業、廠房及設備

本集團的物業、廠房及設備的變動詳情載於財務報表附註15。

### 股本

本公司股本的變動詳情載於財務報表附註32。

### 可分派儲備

於二零二五年十二月三十一日，本公司可分派予股東的儲備約為人民幣626.4百萬元（二零二四年：約人民幣620.3百萬元）。

### 稅項寬免

本公司並不知悉股東因持有本公司股份而可獲得的任何稅項寬免。

### 優先認購權

本公司的組織章程細則（「**章程細則**」）或開曼群島法例並無有關優先認購權的條文，致使本公司須按比例向現有股東發售新股份。

## FIVE-YEAR FINANCIAL SUMMARY

A summary of the results of the Group and of the assets, liabilities and non-controlling interests of the Group for the last five financial years is set out on pages 323 to 324 of this annual report.

## PURCHASE, SALE OR REDEMPTION OF SHARES

Neither the Company nor any of its subsidiaries had purchased, sold or redeemed any of the Company's shares (including the sale of treasury shares) for the year ended 31 December 2025. As at 31 December 2025, there were no treasury shares held by the Company.

## DIRECTORS

The directors of the Company (the “**Directors**”) during the year and up to the date of this report were:

### Executive Directors

Dr. DONG Li (*Chairman*)  
Mr. WU Kouyue (*Chief Executive Officer*)  
(appointed with effect from 8 January 2026)  
Ms. HONG Yu

### Independent non-executive Directors

Mr. CAO Yixiong Alan  
Mr. LAU Chi Kit  
Mr. LU Zhiqiang

In accordance with the Articles of Association, Dr. DONG Li, Ms. HONG Yu and Mr. WU Kouyue will retire and, being eligible, offer themselves for re-election, at the forthcoming annual general meeting of the Company.

## 五年財務概要

本集團過去五個財政年度的業績及本集團的資產、負債及非控股權益的概要載於本公司本年度報告第323至324頁。

## 購買、出售或贖回股份

截至二零二五年十二月三十一日止年度，本公司或其任何附屬公司概無購買、出售或贖回本公司任何股份（包括庫存股份）。於二零二五年十二月三十一日，本公司並無持有庫存股份。

## 董事

年內及截至本報告日期的本公司董事（「**董事**」）如下：

### 執行董事

董李博士 (*主席*)  
吳扣月先生 (*行政總裁*)  
(自二零二六年一月八日起獲委任)  
洪渝女士

### 獨立非執行董事

曹亦雄先生  
劉智傑先生  
盧志強先生

根據章程細則，董李博士、洪渝女士及吳扣月先生將於本公司應屆股東週年大會上告退及合資格膺選連任。

## Report of the Directors 董事會報告

Mr. WU Kouyue has on 8 January 2026 obtained the legal advice referred to in Rule 3.09D of the Listing Rules and has confirmed that he understood his obligations as a director of the Company.

There is no financial, business, family or other material/relevant relationship between the Directors.

### DIRECTORS' SERVICE CONTRACTS

None of the Directors being proposed for re-election at the forthcoming annual general meeting has a service contract with the Company, which is not determinable by the Company within one year without payment of compensation, other than statutory compensation.

### PERMITTED INDEMNITY

Subject to the applicable laws, every director and other officers of the Company shall be entitled to be indemnified by the Company from and against all actions, costs, charges, losses, damages and expenses which they or any of them may incur in the execution and discharge of his or her duties or in relation thereto pursuant to the Company's Articles of Association. Such provisions were in force during the course of the financial year ended 31 December 2025 and remained in force as of the date of this report.

The Group has also taken out and maintained directors' liability insurance throughout the year.

### BIOGRAPHICAL DETAILS OF DIRECTORS AND SENIOR MANAGEMENT

Brief biographical details of the Directors and senior management members of the Group are set out on pages 45 to 52 in the annual report of the Company.

吳扣月先生已於二零二六年一月八日取得上市規則第3.09D條所述的法律意見，並已確認其瞭解作為本公司董事的責任。

董事之間並無存在財務、業務、家族或其他重大／相關關係。

### 董事服務合約

擬於應屆股東週年大會上重選的董事，概無與本公司訂立不可於一年內終止而無須支付補償(法定補償除外)的服務合約。

### 獲准許彌償

根據適用法律，本公司每名董事及其他高級人員有權獲得本公司就其根據章程細則執行及履行其職責或就此可能產生之所有訴訟、成本、費用、損失、損害賠償及開支而作出之彌償。該等條文於截至二零二五年十二月三十一日止財政年度生效及截至本報告日期仍具效力。

本集團亦已於整個年內投購及維持董事責任保險。

### 董事及高級管理層履歷詳情

董事及本集團高級管理層成員履歷詳情載於本公司年度報告第45至52頁。

## REMUNERATION POLICY

The remuneration policy for the Directors and senior management members of the Group was based on qualifications, years of experiences and the performance of individual employees and are reviewed regularly.

Details of the remuneration of the Directors and five highest paid employees are set out in notes 9 and 10 to the financial statements.

## DIRECTORS' RIGHTS TO ACQUIRE SHARES OR DEBENTURES

Save as disclosed in note 33 to the financial statements about the Company's share option schemes, at no time during the year were rights to acquire benefits by means of the acquisition of shares in or debentures of the Company granted to any Directors or their respective spouses or minor children, or were any such rights exercised by them; or was the Company, or any of its holding companies, subsidiaries or fellow subsidiaries a party to any arrangement to enable the Directors to acquire such rights in any other body corporate.

## DIRECTORS INTEREST IN TRANSACTION, ARRANGEMENT OR CONTRACT OF SIGNIFICANCE

Save as disclosed under the section headed "Connected Transactions" below, no transaction, arrangement or contract of significance and note 38 to the financial statements to which the Company or any of its subsidiaries was a party and in which a Director or entity connected with a Director is or was materially interested, whether directly or indirectly, subsisted at the end of the year or at any time during the year, nor had there been any contract of significance entered into between the Group and a controlling shareholder of the Company or any of its subsidiaries, whether for the provision of services to the Group by a controlling shareholder or any of its subsidiaries, or otherwise, during the year ended 31 December 2025.

## 薪酬政策

本集團董事及高級管理層成員的薪酬政策乃根據資歷、年資及員工個人表現而建立並定期檢討。

董事薪酬及五名最高薪酬僱員薪酬詳情載於財務報表附註9和10。

## 董事購買股份或債券之權利

除於財務報表附註33就本公司購股權計劃所披露者外，於年內任何時間，各董事或彼等各自之配偶或未成年子女並無獲授或行使可藉收購本公司股份或債券而獲利之權利，且本公司或其任何控股公司、附屬公司或同系附屬公司亦無訂立任何安排而使董事收購於任何其他法人團體的該等權利。

## 董事於重大交易、安排或合約的權益

除下文「關連交易」一節及財務報表附註38所披露者外，本公司或其任何附屬公司於年末或年內任何時間概無訂立任何董事或與董事有關連之實體於其中直接或間接擁有重大利益的重要交易、安排或合約，且本集團與本公司控股股東或其任何附屬公司於截至二零二五年十二月三十一日止年度亦無訂立任何重大合約（不論是控股股東或其任何附屬公司向本集團提供服務或其他安排）。

## DIRECTORS' INTERESTS AND SHORT POSITIONS IN SHARES, UNDERLYING SHARES AND DEBENTURES OF THE COMPANY

As at 31 December 2025, the interests and short positions of each Director and chief executives of the Company in the shares, underlying shares and debentures of the Company and its associated corporation (within the meaning of Part XV of the Securities and Futures Ordinance (the “SFO”)) which (a) were required to be notified to the Company and the Stock Exchange pursuant to Divisions 7 and 8 of Part XV of the SFO; or (b) were required under Section 352 of the SFO, to be entered in the register required to be kept by the Company referred to in that section; or (c) were required to be notified to the Company and the Stock Exchange pursuant to the Model Code for Securities Transactions by Directors of Listed Issuers (the “Model Code”) set out in the Listing Rules were as follows:

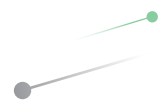
## 董事於本公司股份、相關股份及債權證的權益及淡倉

於二零二五年十二月三十一日，本公司董事及主要行政人員於本公司及其任何相聯法團(定義見證券及期貨條例(「證券及期貨條例」)第XV部的股份、相關股份及債權證中擁有(a)根據證券及期貨條例第XV部第7及8部分須知會本公司及聯交所的權益及淡倉；或(b)根據證券及期貨條例第352條須記錄於該條所述本公司須存置之登記冊的權益及淡倉；或(c)根據上市規則所載，上市發行人董事進行證券交易的標準守則(「標準守則」)，各董事須知會本公司及聯交所的權益及淡倉如下：

Name of Director/ Chief Executives	Position	Nature of Interest	Number and class of securities* class of securities*	Number and class of securities subject to options granted under the 2010 Share Option Scheme 受根據 二零一零年 購股權計劃 授出的購股權 所限的 證券數目及類別	Number and class of securities subject to options granted under the New Share Option Scheme 受根據 新購股權計劃 授出的 購股權所限的 證券數目及類別	Total	Approximate percentage of shareholding <sup>(1)</sup>
董事/主要行政人員姓名	職務	權益性質	證券數目及類別*	證券數目及類別	證券數目及類別	合計	概約持股百分比 <sup>(1)</sup>
Dr. DONG Li 董李博士	Director 董事	Interest of controlled corporation 受控法團的權益	1,063,847,000 <sup>(1)</sup> (L)	-	-	1,063,847,000	73.98%
Ms. HONG Yu 洪渝女士	Director 董事	Beneficial Owner 實益擁有人	1,592,000 <sup>(2)</sup> (L)	-	400,000 <sup>(3)</sup> (L)	1,992,000	0.14%
Mr. CAO Yixiong Alan 曹亦雄先生	Director 董事	Beneficial Owner 實益擁有人	1,025,000 <sup>(4)</sup> (L)	-	75,000 <sup>(5)</sup> (L)	1,100,000	0.08%
Mr. LAU Chi Kit 劉智傑先生	Director 董事	Beneficial Owner 實益擁有人	-	-	75,000 <sup>(6)</sup> (L)	75,000	0.01%
Mr. LU Zhiqiang 盧志強先生	Director 董事	Beneficial Owner 實益擁有人	75,000 <sup>(7)</sup> (L)	-	150,000 <sup>(8)</sup> (L)	225,000	0.02%
Mr. Wu Kouyue 吳扣月先生	Director and CEO 董事兼行政總裁	Beneficial Owner 實益擁有人	1,020,000 <sup>(9)</sup> (L)	-	400,000 <sup>(10)</sup> (L)	1,420,000	0.1%

\* The letter “L” denotes long position of the shareholder in the Shares.

\* 「L」代表股東於股份中的好倉。



Notes:

- (1) Dr. DONG Li is deemed to be interested in 1,063,847,000 shares held by Master Alliance Investment Limited, a company wholly owned by Dr. DONG Li.
- (2) Ms. HONG Yu's number of shares held is 1,592,000 shares.
- (3) Ms. HONG Yu has 400,000 share options under the New Share Option Scheme. Please see paragraph headed "Share Option" below for further details of the New Share Option Scheme.
- (4) Mr. CAO Yixiong Alan's number of shares held is 1,025,000 shares.
- (5) Mr. CAO Yixiong Alan has been granted options for 75,000 shares under the New Share Option Scheme. Please see paragraph headed "Share Option" below for further details of the New Share Option Scheme.
- (6) Mr. LAU Chi Kit has been granted options for 75,000 shares under the New Share Option Scheme. Please see paragraph headed "Share Option" below for further details of the New Share Option Scheme.
- (7) Mr. LU Zhiqiang's number of shares held is 75,000 shares.
- (8) Mr. LU Zhiqiang has been granted options for 150,000 shares under the New Share Option Scheme. Please see paragraph headed "Share Option" below for further details of the New Share Option Scheme.
- (9) Mr. WU Kouyue's number of shares held is 1,020,000 shares.
- (10) Mr. WU Kouyue has 400,000 share options under the New Share Option Scheme. Please see paragraph headed "Share Option" below for further details of the New Share Option Scheme.
- (11) This is based on 1,437,970,357 Shares, being the number of issued Shares as at 31 December 2025.

附註：

- (1) 董李博士被視為於Master Alliance Investment Limited (董李博士全資擁有之公司) 持有的1,063,847,000股股份中擁有權益。
- (2) 洪渝女士持有股份數目為1,592,000股。
- (3) 根據新購股權計劃，洪渝女士在該新購股權計劃下持有400,000股股份的購股權。新購股權計劃的進一步詳情見下述「購股權」一段。
- (4) 曹亦雄先生持有股份數目為1,025,000股。
- (5) 根據新購股權計劃，曹亦雄先生已獲授出75,000股股份的購股權。新購股權計劃的進一步詳情見下述「購股權」一段。
- (6) 根據新購股權計劃，劉智傑先生已獲授出75,000股股份的購股權。新購股權計劃的進一步詳情見下述「購股權」一段。
- (7) 盧志強先生持有股份數目為75,000股。
- (8) 根據新購股權計劃，盧志強先生已獲授出150,000股股份的購股權。新購股權計劃的進一步詳情見下述「購股權」一段。
- (9) 吳扣月先生持有股份數目為1,020,000股。
- (10) 根據新購股權計劃，吳扣月先生在該新購股權計劃下持有400,000股股份的購股權。新購股權計劃的進一步詳情見下述「購股權」一段。
- (11) 該百分比乃以1,437,970,357股股份(即於二零二五年十二月三十一日已發行的股份數目)為基礎計算。



Save as disclosed above, as at 31 December 2025, none of the directors or chief executives of the Company had any interests or short positions in the shares, underlying shares or debentures of the Company or any of its associated corporations (within the meaning of Part XV of the SFO) as recorded in the register required to be kept by the Company pursuant to Section 352 of the SFO or as otherwise notified to the Company and the Stock Exchange pursuant to the Model Code, nor had there been any grant or exercise of rights of such interests during the year ended 31 December 2025.

## SHARE OPTION

### Share Option Schemes

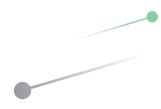
- (i) Pursuant to the resolutions in writing passed by all shareholders of the Company on 14 October 2010, the Company approved and adopted another share option scheme (the “**2010 Share Option Scheme**”) (as amended at the annual general meeting of the Company held on 18 May 2018) for the purpose of providing incentive or reward to selected participants for their contribution to, and continuing efforts to promote the interests of, the Company and for such other purposes as the Board may approve from time to time. The number of shares which may be issued pursuant to the outstanding share options (i.e. options which have been granted but not yet lapsed or exercised) under the 2010 Share Option Scheme as at 31 December 2025 was 2,487,000 shares (representing approximately 0.17% of the issued share capital of the Company as at that date). As the 2010 Share Option Scheme has expired, no further options can be granted under the 2010 Share Option Scheme.

除上文所披露者外，於二零二五年十二月三十一日，概無本公司董事及主要行政人員於本公司或其任何相聯法團（定義見證券及期貨條例第XV部）的股份、相關股份或債券中，擁有已記錄於本公司根據證券及期貨條例第352條存置的登記冊內的任何權益或淡倉，或擁有已根據標準守則知會本公司及聯交所的任何權益或淡倉，而於截至二零二五年十二月三十一日止年度內，亦概無授出或行使任何有關權益的權利。

## 購股權

### 購股權計劃

- (i) 根據本公司全體股東於二零一零年十月十四日通過的多項書面決議案，本公司批准及採納另一項購股權計劃（「**二零一零年購股權計劃**」）（於本公司於二零一八年五月十八日舉行的股東週年大會上修訂），旨在為甄選的參與者提供激勵或回報，以獎勵彼等為促進本公司的利益作出貢獻和持續效力，以及用於董事會不時批准的其他用途。於二零二五年十二月三十一日，根據二零一零年購股權計劃項下之尚未行使購股權（即已授出但尚未失效或行使之購股權）可予發行之股份數目為2,487,000股（相當於本公司於當日的已發行股本約0.17%）。由於二零一零年購股權計劃已經屆滿，本公司不可再根據二零一零年購股權計劃授出購股權。



(ii) On 30 October 2020, the Company approved and adopted another share option scheme (the “**New Share Option Scheme**”) for the purpose of providing incentives or rewards to eligible persons for their contribution to or potential contribution to the Group and to enable the Group to recruit and retain high-calibre employees and attract human resources that are valuable to the Group and for such other purposes as the Board may approve from time to time. The period during which an option may be exercised and the vesting period of any options or awards granted under the Scheme will be subject to the terms of the specific grant as detailed in the offer letter provided to the grantee. The number of shares which may be issued pursuant to the outstanding share options (i.e. options which have been granted but not yet lapsed or exercised) under the New Share Option Scheme as at 31 December 2025 was 13,570,500 (representing approximately 0.94% of the issued share capital of the Company as at that date). The number of options available for grant under the scheme mandate of the New Share Option Scheme at the beginning and the end of the Period were 77,814,466 Shares and 77,814,466 Shares respectively. The remaining life of the New Share Option Scheme is approximately 4 years and 7 months.

During the Period, no options were granted under all schemes of the Company.

The total number of Shares available for issue under each of the 2010 Share Option Scheme and the New Share Option Scheme (including options granted but not yet exercised and options available for issue) is 2,487,000 Shares and 91,384,966 Shares respectively, representing approximately 0.17% and 6.36% respectively of the total number of issued Shares as at the date of this report.

Details of the Share Option Schemes are disclosed in note 33 to the financial statements.

(ii) 於二零二零年十月三十日，本公司批准及採納另一項購股權計劃（「**新購股權計劃**」），旨在為合資格人士提供激勵或回報，以獎勵彼等曾經或可能對本集團作出貢獻，並讓本集團得以招聘和挽留優質的僱員，以及吸納對本集團而言有價值的人力資源，以及用於董事會不時批准的其他用途。根據計劃授出的任何購股權或獎勵的行使期及歸屬期，將受向承授人所提供的要約函件中詳述的特定授出條款所規限。於二零二五年十二月三十一日，根據新購股權計劃項下之尚未行使購股權（即已授出但尚未失效或行使之購股權）可予發行之股份數目為13,570,500股（相當於本公司於當日的已發行股本約0.94%）。在期初及期終，根據新股期權計劃的計劃授出可授出的期權數目分別為77,814,466股及77,814,466股。新購股權計劃的剩餘年期約為4年零7個月。

於期內概無根據本公司所有計劃授出任何購股權。

二零一零年股票期權計劃和新股票期權計劃項下可供發行的股票總數（包括已授予但尚未行使的期權和可供發行的期權）分別為2,487,000股和91,384,966股，分別約佔截至本報告日期已發行股票總數的0.17%和6.36%。

購股權計劃的詳情於財務報表附註33披露。



## SUBSTANTIAL SHAREHOLDERS' INTERESTS AND SHORT POSITIONS IN SHARES, UNDERLYING SHARES AND DEBENTURES OF THE COMPANY

As at 31 December 2025, the following person (other than the directors and chief executives of the Company) had interests and short positions of 5% or more in the Shares, underlying shares and debentures of the Company which were discloseable under Divisions 2 and 3 of Part XV of the SFO and recorded in the register required to be kept under Section 336 of the SFO:

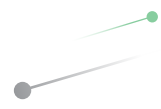
## 主要股東於本公司股份、相關股份及債權證的權益及淡倉

於二零二五年十二月三十一日，下列人士（不包括本公司董事及主要行政人員）於本公司股份、相關股份及債權證中擁有5%或以上根據證券及期貨條例第XV部第2及3分部所披露及須記錄於本公司根據證券及期貨條例第336條存置的登記冊的權益及淡倉：

Name of Shareholder 股東名稱	Nature of Interest 權益性質	Number of shares/ underlying shares held* 所持股份／相關股份數目*	Approximate percentage of shareholding <sup>(2)</sup> 概約持股百分比 <sup>(2)</sup>
Master Alliance Investment Limited	Beneficial Owner 實益擁有人	1,063,847,000 <sup>(1)</sup> (L)	73.98%

\* The Letter "L" denotes long position of the shareholder in the shares of the Company.

\* 「L」代表股東於本公司股份中的好倉。



## Notes:

- (1) Master Alliance Investment Limited, a company wholly owned by Dr. DONG Li, beneficially owned 1,063,847,000 Shares.
- (2) This is based on 1,437,970,357 Shares in issue as at 31 December 2025.

Save as disclosed above, at 31 December 2025, the Directors were not aware of any other person (other than the Directors or the chief executive of the Company) who had, or was deemed to have, interest or short position in the shares, underlying shares or debentures of the Company which were required to be disclosed to the Company and the Stock Exchange under the Divisions 2 and 3 of Part XV of the SFO, or which were recorded in the register required to be kept by the Company pursuant to Section 336 of the SFO.

## CONNECTED TRANSACTIONS

Details of the Group's related party transactions for the year ended 31 December 2025 are set out in note 38 to the financial statements, paragraph (a) of which constituted connected transactions under Chapter 14A of the Listing Rules. The Company has complied with the disclosure requirements of Chapter 14A of the Listing Rules in respect of the above-mentioned transactions. The continuing connected transactions entered into by the Group in 2025, which were required to be disclosed under the Listing Rules, are set out as follows:

## 附註：

- (1) Master Alliance Investment Limited (一間由董李博士全資擁有的公司) 實益擁有1,063,847,000股股份。
- (2) 該百分比乃以於二零二五年十二月三十一日的1,437,970,357股已發行股份為基礎計算。

除上文所披露外，於二零二五年十二月三十一日，董事概不知悉所知任何其他人士（不包括本公司董事或主要行政人員）已或被視作於本公司股份、相關股份或債權證中擁有根據證券及期貨條例第XV部第2及3分部須向本公司及聯交所披露或記錄於本公司根據證券及期貨條例第336條須存置的登記冊的權益或淡倉。

## 關連交易

本集團於截至二零二五年十二月三十一日止年度關連人士交易的詳情載於財務報表附註38，(a)段所述的交易根據上市規則第14A章構成關連交易。本公司已就上述交易遵守上市規則第14A章的披露規定。本集團於二零二五年進行的持續關連交易（須根據上市規則予以披露）載列如下：



### Continuing connected transaction subject to the reporting, announcement, annual review and independent shareholders' approval requirements

#### (i) Sales of Products to Connected Persons

The Company and Dr. DONG Li, a director and as such a connected person of the Company, entered into a master sales agreement dated 2 December 2024 (the “**2024 Master Sales Agreement**”), which sets out the terms and conditions upon which members of the Group will sell to Dr. DONG Li’s associates, and Dr. DONG Li’s associates will purchase from members of the Group, products including connecting cables and molds etc. and other miscellaneous items. The products to be sold under the 2024 Master Sales Agreement shall be at the prevailing market price based on the standard price list of the Group for its products applicable to all its customers, namely, the prices at which the same type of products is sold by the Group to independent third parties on normal commercial terms in the ordinary course of business, or on terms which are no less favourable to the Group than terms available to independent third parties who are willing to order similar quantity under similar conditions. The 2024 Master Sales Agreement is for a term of three years commencing from 1 January 2025, and ended on 31 December 2027. The annual caps for the transactions under the 2024 Master Sales Agreement for each of the three years ended 31 December 2027 have been set at RMB120.8 million, RMB151.0 million and RMB188.7 million respectively. For the year ended 31 December 2025, the aggregate amount of sales by the Group under the 2024 Master Sales Agreement was approximately RMB80.2 million.

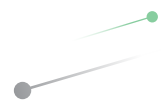
For further details regarding the 2024 Master Sales Agreement, please refer to the announcement and the circular of the Company dated 2 December 2024 and 6 December 2024 respectively.

### 須遵守申報、公告、年度審閱及獨立股東批准規定的持續關連交易

#### (i) 向關連人士銷售產品

本公司與董李博士（本公司董事及其關連人士）訂立日期為二零二四年十二月二日的主銷售協議（「**二零二四年主銷售協議**」），當中載列本集團的成員公司將向董李博士聯繫人士出售，以及董李博士聯繫人士將向本集團成員公司購買包括連接線及模具等產品的條款及條件。根據二零二四年主銷售協議將予出售的產品，將按基於本集團適用於所有客戶的產品標準價格表的當時現行市價定價，於一般業務過程中按正常商業條款（或按對本集團而言不遜於向願意以類似條件訂購類似數量之獨立第三方所提供之條款）向獨立第三方出售同類產品之價格。二零二四年主銷售協議由二零二五年一月一日起計至二零二七年十二月三十一日止，為期三年。截至二零二七年十二月三十一日止三個年度各年，二零二四年主銷售協議項下交易的年度上限分別為人民幣120.8百萬元、人民幣151.0百萬元及人民幣188.7百萬元。截至二零二五年十二月三十一日止年度，本集團根據二零二四年主銷售協議之總銷售金額約為人民幣80.2百萬元。

有關二零二四年主銷售協議的進一步詳情，請參閱本公司日期分別為二零二四年十二月二日及二零二四年十二月六日的公告及通函。



### (ii) Purchase of Products from Connected Persons

The Company and Dr. DONG Li, a director and as such a connected person of the Company, entered into a master purchase agreement dated 2 December 2024 (the “**2024 Master Purchase Agreement**”), which sets out the terms and conditions upon which members of the Group will purchase from Dr. DONG Li’s associates, and Dr. DONG Li’s associates will sell to members of the Group, products including (a) battery related components including chargers, connecting cables, BMS, battery racks; and (b) low capacity lithium-ion batteries. The products to be purchased under the 2024 Master Purchase Agreement shall be at the prevailing market price, namely, the prices at which the same type of products is purchased by the Group from independent third parties on normal commercial terms in the ordinary course of business, or on terms which are no less favourable to the Group than the terms available from independent third parties for purchasing similar quantity under similar conditions. The 2024 Master Purchase Agreement is for a term of three years commencing from 1 January 2025 and ending on 31 December 2027. The annual caps for the transactions under the 2024 Master Purchase Agreement for each of the three years ended 31 December 2027 have been set at RMB375.5 million, RMB469.4 million and RMB586.7 million respectively. For the year ended 31 December 2025 the aggregate amount of purchases by the Group under the 2024 Master Purchase Agreement was approximately RMB279.6 million.

For further details regarding the 2024 Master Purchase Agreement, please refer to the announcement and the circular of the Company dated 2 December 2024 and 6 December 2024 respectively.

### (ii) 向關連人士購買產品

本公司與董李博士(本公司董事及其關連人士)訂立日期為二零二四年十二月二日的主購買協議(「**二零二四年主購買協議**」),當中載列本集團的成員公司將向董李博士聯繫人士採購,以及董李博士聯繫人士將向本集團成員公司出售包括(a)電池相關部件(包括充電器、連接線、BMS、電池架);及(b)低容量鋰離子電池等產品的條款及條件。根據二零二四年主購買協議購買的產品,將按當時現行市價定價,即於一般業務過程中按正常商業條款(或按對本集團而言不遜於就以類似條件購買類似數量獲獨立第三方所提供之條款)向獨立第三方購買同類產品之價格。二零二四年主購買協議由二零二五年一月一日起計至二零二七年十二月三十一日止,為期三年。截至二零二七年十二月三十一日止三個年度各年,二零二四年主購買協議項下交易的年度上限分別定為人民幣375.5百萬元、人民幣469.4百萬元及人民幣586.7百萬元。截至二零二五年十二月三十一日止年度,本集團根據二零二四年主購買協議之總採購金額約為人民幣279.6百萬元。

有關二零二四年主購買協議的進一步詳情,請參閱本公司日期分別為二零二四年十二月二日及二零二四年十二月六日的公告及通函。



### (iii) *Purchase of Production Facilities from Connected Persons*

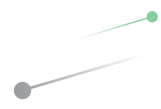
The Company and Dr. DONG Li, a director and as such a connected person of the Company, entered into a master purchase agreement dated 13 August 2025 (the “**2025 Master Purchase Agreement**”), which sets out the terms and conditions upon which members of the Group will purchase from Dr. DONG Li’s associates, and Dr. DONG Li’s associates will sell to members of the Group, certain production facilities (i.e. facility, machinery and equipment including sink and stainless steel racks, production transmission lines, cooling system, environmental protection equipment, etc. to be used for the Group’s production in its newly constructed workshops or renovation workshops). The purchase price of such production facilities by the Group shall be determined on a cost-plus basis with a gross profit margin of 8%, and in any event on normal commercial terms and on terms no less favourable than those offered by independent third parties. The 2025 Master Purchase Agreement is for a term commencing from 13 August 2025 and ending on 31 December 2027. The annual caps for the transactions under the 2025 Master Purchase Agreement for the period commencing from 13 August 2025 and ending on 31 December 2025, the year ending 31 December 2026 and the year ending 31 December 2027 have been set at RMB75.0 million, RMB120.0 million and RMB120.0 million, respectively. For the year ended 31 December 2025, the aggregate amount of purchases by the Group under the 2025 Master Purchase Agreement was approximately RMB61.5 million.

For further details regarding the 2025 Master Purchase Agreement, please refer to the announcement of the Company dated 13 August 2025.

### (iii) *向關連人士採購生產設施*

本公司與董李博士(本公司董事及其關連人士)訂立日期為二零二五年八月十三日的主購買協議(「二零二五年主購買協議」),當中載列本集團的成員公司將向董李博士聯繫人士採購,以及董李博士聯繫人士將向本集團成員公司出售若干生產設施(即本集團將用於其在新建造車間或翻新車間生產之用的設施、機械及設備,包括水槽及不銹鋼架、生產傳輸線、冷卻系統、環保設備等)的條款及條件。本集團購買該等生產設施的價格將按成本加若干利潤確定,毛利率為8%,且在任何情況下均將按正常商業條款,以及不遜於獨立第三方提供的條款。二零二五年主購買協議的期限由二零二五年八月十三日起計至二零二七年十二月三十一日止。二零二五年主購買協議項下交易於二零二五年八月十三日起至二零二五年十二月三十一日止期間、截至二零二六年十二月三十一日止年度及截至二零二七年十二月三十一日止年度的年度上限分別設定為人民幣75.0百萬元、人民幣120.0百萬元及人民幣120.0百萬元。截至二零二五年十二月三十一日止年度,本集團根據二零二五年主購買協議之總購買金額約為人民幣61.5百萬元。

有關二零二五年主購買協議的進一步詳情,請參閱本公司日期為二零二五年八月十三日的公告。



(iv) *Manufacture and Sale of Finished Power Solution to Connected Persons*

The Company and Leoch Energy Inc, a wholly-owned subsidiary of the Company and the demerger entity in a previously proposed spin-off exercise, which was expected to be held as to approximately 70% by Dr. DONG Li, a director, and as such would have been a connected person of the Company after the proposed spin-off, entered into a product procurement framework agreement dated 10 December 2025 (the “**Product Procurement Framework Agreement**”). For further details regarding the Product Procurement Framework Agreement, please refer to the announcement and the circular of the Company dated 10 December 2025 and 15 December 2025 respectively. As it was subsequently announced that at this time the proposed spin-off will not proceed, the Product Procurement Framework Agreement did not take effect and is not expected to become effective.

(iv) *生產及銷售成品電源解決方案予關連人士*

本公司與Leoch Energy Inc (為本公司的全資附屬公司，亦為先前建議分拆行動之拆分實體，其預期將由董李博士(本公司董事及於建議分拆後將成為本公司之關連人士)持有約70%權益) 訂立日期為二零二五年十二月十日的產品採購框架協議(「**產品採購框架協議**」)。有關產品採購框架協議的進一步詳情，請參閱本公司日期分別為二零二五年十二月十日及二零二五年十二月十五日的公告及通函。由於其後已宣佈現階段不進行建議分拆，故產品採購框架協議並未生效且預期不會生效。



The independent non-executive Directors have reviewed the continuing connected transactions under the 2024 Master Sales Agreement, the 2024 Master Purchase Agreement, the 2025 Master Purchase Agreement and Product Procurement Framework Agreement above and confirmed that the transactions have been entered into:

- (1) in the ordinary and usual course of business of the Group;
- (2) on normal commercial terms or better; and
- (3) according to the relevant agreements governing such transactions respectively on terms that are fair and reasonable and in the interests of the shareholders of the Company as a whole.

The Company's auditor was engaged to report on the Group's continuing connected transactions under the 2024 Master Sales Agreement, the 2024 Master Purchase Agreement, the 2025 Master Purchase Agreement and Product Procurement Framework Agreement in accordance with Hong Kong Standard on Assurance Engagements 3000 "Assurance Engagements Other Than Audits or Reviews of Historical Financial Information" and with reference to Practice Note 740 "Auditor's Letter on Continuing Connected Transactions under the Hong Kong Listing Rules" issued by the Hong Kong Institute of Certified Public Accountants. The auditor has issued its unqualified letter containing its findings and conclusions in respect of the continuing connected transactions disclosed by the Group above in accordance with Rule 14A.56 of the Listing Rules.

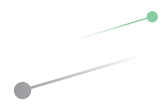
The Board confirms that the Company has complied with the disclosure requirements in accordance with Chapter 14A of the Listing Rules in relation to the aforementioned continuing connected transactions.

獨立非執行董事已審閱上述根據二零二四年主銷售協議、二零二四年主購買協議、二零二五年主購買協議及產品採購框架協議進行的持續關連交易，並確認該等交易：

- (1) 乃於本集團一般及日常業務過程中訂立；
- (2) 按正常或更好的商業條款訂立；及
- (3) 按規管交易的有關協議分別訂立，其條款屬公平合理，且符合本公司股東的整體利益。

本公司核數師已獲聘根據香港會計師公會頒佈的《香港核證工作準則》第3000號「審核或審閱歷史財務資料以外的核證工作」及參照實務說明第740號「關於香港上市規則所述持續關連交易的核數師函件」就本集團根據二零二四年主銷售協議、二零二四年主購買協議、二零二五年主購買協議及產品採購框架協議進行的持續關連交易作出報告。核數師已根據上市規則第14A.56條發出無保留意見函件，當中載有核數師對本集團所披露的持續關連交易的發現及結論。

董事會確認，本公司一直遵守上市規則第14A章有關上述持續關連交易的披露規定。



## DISCLOSURE UNDER RULE 13.21 OF THE LISTING RULES

### Facility Agreement I

Pursuant to the term of a loan facility agreement (the “**Facility Agreement I**”) dated 24 April 2023 and entered into, among other parties, the Company and several of its subsidiaries as borrower or guarantors, China Citic Bank International Limited, Hang Seng Bank Limited and The Hongkong and Shanghai Banking Corporation Limited as mandated lead arrangers and bookrunners, and various financial institutions as lenders, term loan facilities of HK\$231,075,000 and US\$70,375,000 (the “**Loans**”) were made available to the Group for financing the working capital of the Group. During the Period, the Facility Agreement I subsisted until the repayment of the Loans by the Group on 16 June 2025.

The Loans were repayable in five instalments as to 15%, 17.5%, 20%, 22.5% and 25% on the dates falling 12, 18, 24, 30 and 36 months respectively after the utilisation date of the Loans.

It was provided in the Facility Agreement I that, if, among other matters: (i) Dr. DONG Li (“**Dr. Dong**”) did not or ceased to own, directly or indirectly, at least 51% of the beneficial interest in the Company carrying at least 51% of the voting right, free from any security; (ii) Dr. Dong did not or ceased to have management control over the Company; and (iii) Dr. Dong was not or ceased to be the chairman of the Board of Directors of the Company, it would be an event of default under the Facility Agreement I, in which event all or any part of the commitments under the Loans could be cancelled and all amounts outstanding under the Loans could immediately become due and payable.

## 根據上市規則第13.21條之規定作出之披露

### 融資協議 I

根據由(其中包括)本公司及其若干附屬公司(作為借款人或擔保人)、中信銀行(國際)有限公司、恒生銀行有限公司及香港上海滙豐銀行有限公司(作為授權牽頭安排人及賬簿管理人)以及若干金融機構(作為放款人)於二零二三年四月二十四日訂立的貸款融資協議(“**融資協議 I**”)之條款,本集團獲得231,075,000港元及70,375,000美元的定期貸款融資(“**該等貸款**”)用於融資本集團營運資金。於期內,融資協議 I 存續直至本集團於二零二五年六月十六日償還該等貸款為止。

該等貸款分五期償還,分別於該等貸款動用日期後滿12個月、18個月、24個月、30個月及36個月當日償還該等貸款之15%、17.5%、20%、22.5%及25%。

融資協議 I 規定,倘(其中包括):(i)董李博士(“**董博士**”)並無或不再擁有(直接或間接)本公司至少51%的實益權益(隨附至少51%的投票權)(不附任何抵押);(ii)董博士並無或不再擁有本公司的管理控制權;及(iii)董博士並無或不再出任本公司的董事會主席,其將構成融資協議 I 項下的一項違約事項,在此情況下,該等貸款的全部或任何部分承擔均可取消,而該等貸款的所有未償還金額可成為即時到期應付。



### Facility Agreement II

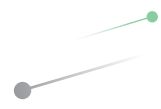
Two subsidiaries of the Company as borrowers have entered into a loan facility agreement (the “**Facility Agreement II**”) relating to a revolving loan facility of up to RMB428,000,000 in aggregate (the “**Facility A**”) and a term loan facility of up to RMB172,000,000 in aggregate (the “**Facility B**”, together with Facility A, the “**Facilities**”), made available by various financial institutions as lenders, and the Company has provided guarantee for the borrowers in favour of the lenders. Subject to the accession of any new lender(s) to the Facility Agreement II, the total commitment amount under the Facilities may be increased up to but not exceeding RMB1,000,000,000, or such other amount as may be agreed with the borrowers.

In respect of each loan drawn under the Facility A, the repayment date is the earlier of (a) the date falling 12 months after the drawdown date of that loan; or (b) the date falling 24 months after the drawdown date of the first loan (“**Facility A First Drawdown Date**”) or the date falling 36 months after the Facility A First Drawdown Date if the drawdown period is extended pursuant to the terms of the Facility Agreement II.

### 融資協議 II

本公司兩家附屬公司（作為借款人）訂立一份融資協議（「**融資協議 II**」），內容有關由多家金融機構（作為放款人）提供總額為人民幣428,000,000元的循環貸款（「**A段貸款**」）及總額為人民幣172,000,000元的定期貸款（「**B段貸款**」，連同A段貸款，統稱為「**該等融資**」），而本公司已為借款人提供以放款人為受益人的擔保。倘若融資協議 II 加入任何新貸款人，則該等融資項下的總承諾金額可增加至最多但不超過人民幣1,000,000,000元，或可能與借款人協定的其他金額。

就根據A段貸款提取的每筆貸款而言，還款日期為以下較早者：(a)該筆貸款提取日期後滿12個月當日；或(b)首筆貸款提取日期（「**A段貸款初始提款日**」）後滿24個月當日或A段貸款初始提款日後滿36個月當日（倘根據融資協議 II 的條款延長提取期）。



In respect of the Facility B, repayment shall be made in five instalments on the dates and in the amounts set out in the table below:-

就B段貸款而言，須按下表所列日期及金額分五期償還：—

Instalment no.	Repayment date	Repayment amount (as % of the loan amount drawn under the Facility B as at the end of the drawdown period) 還款額 (佔B段貸款提款期結束時的B段貸款餘額的百分比)
分期數	還款日期	
1	the date falling 12 months after the drawdown date of the first loan under the Facility B (the “ <b>Facility B First Drawdown Date</b> ”) B段貸款的首筆貸款提取日期（「 <b>B段貸款初始提款日</b> 」）後滿12個月當日	5%
2	the date falling 18 months after the Facility B First Drawdown Date B段貸款初始提款日後滿18個月當日	5%
3	the date falling 24 months after the Facility B First Drawdown Date B段貸款初始提款日後滿24個月當日	10%
4	the date falling 30 months after the Facility B First Drawdown Date B段貸款初始提款日後滿30個月當日	20%
5	the date falling 36 months after the Facility B First Drawdown Date B段貸款初始提款日後滿36個月當日	60%

As is common with other syndicated loan facilities, the Facility Agreement II provides that the borrowers shall ensure, among other matters, that Dr. Dong, the controlling shareholder of the Company, owns, directly or indirectly, at least 51% of the equity interest in the Company and maintains an actual controlling shareholding position in the Company. The breach of such undertaking will constitute an event of default under the Facility Agreement II, in which event all or any part of the loans under the Facilities may be cancelled and all amounts outstanding under the Facility Agreement II may immediately become due and payable.

誠如其他銀團貸款融資的慣常條款，融資協議 II 規定，借款人須確保（其中包括）本公司控股股東董博士直接或間接擁有本公司至少51%的股份權益，以及於本公司維持實際控股股東的地位。倘違反有關承諾將構成融資協議 II 的違約事件，在此情況下，該等融資的全部或任何部分貸款均可能取消，而融資協議 II 下的所有未償還款項可能成為即時到期應付。



### DIRECTORS' INTEREST IN COMPETING BUSINESS

On 21 October 2010, each of the Controlling Shareholders of the company namely Dr. DONG Li (also being the executive Director) and Master Alliance Investment Limited (the “**Controlling Shareholders**”), entered into a deed of non-competition (the “**Deed of Non-Competition**”) with the Company pursuant to which each of the Controlling Shareholders has individually, jointly, unconditionally and irrevocably undertaken and represented to the Company and each member of the Group that, among other things, he/it procures that his/its associates will not engage, directly or indirectly, in businesses which will or may compete with the business carried on or to be carried on by the Group.

Each of the Controlling Shareholders has provided an annual declaration on his/its compliance with the undertakings contained in the Deed of Non-Competition undertaken by them.

The independent non-executive Directors have reviewed and were satisfied that each of the Controlling Shareholders has complied with the Deed of Non-Competition for the year ended 31 December 2025.

Save as disclosed above, during the year ended 31 December 2025, none of the Directors is considered to have interest in a business which competes or is likely to compete, either directly or indirectly, with the business of the Group.

### EMOLUMENT POLICY

The emolument policy for the employees of the Group is stipulated by the Directors on the basis of the employees' relevant experience, responsibility and qualifications. The salaries and benefits of employees of the Group are kept at a competitive level and employees are rewarded on a performance related basis within the general framework of the Group's salary and bonus system which is reviewed annually. A wide range of benefits, including statutory compulsory welfare plans, are also provided to the employees.

### 董事於競爭業務的權益

於二零一零年十月二十一日，本公司控股股東董李博士（亦為執行董事）及Master Alliance Investment Limited（「**控股股東**」）各自與本公司訂立不競爭契據（「**不競爭契據**」），據此，各控股股東個別及共同向本公司及本集團每一成員公司無條件及不可撤回地承諾及聲明（其中包括），彼促使其聯繫人士不會直接或間接從事將會或可能會與本集團進行或將進行的業務構成競爭的任何業務。

各控股股東已就彼遵守不競爭契據所載承諾的情況提供年度聲明。

獨立非執行董事已審閱並信納各控股股東於截至二零二五年十二月三十一日止年度已遵守不競爭契據。

除上文所披露者外，於截至二零二五年十二月三十一日止年度，董事概無於與本集團業務構成或可能構成直接或間接競爭的任何業務中擁有權益。

### 酬金政策

本集團僱員的酬金政策由董事按照僱員的相關經驗、職責及資歷作出規定。本集團僱員之薪金及福利維持於具競爭力水準，而僱員根據經每年審閱之本集團之薪金及花紅制度按僱員表現相關基準獲得獎勵。本集團向僱員提供多種福利（包括法定強制性福利計劃）。

The emolument policy for the Directors of the Group is determined by the Remuneration Committee, having regard to the Group's operating results, individual performance.

本集團董事的酬金政策由薪酬委員會考慮到本集團的經營業績及個人表現釐定。

## MANAGEMENT CONTRACTS

## 管理合約

No contracts concerning the management and administration of the whole or any substantial part of the business of the Company were entered into or existed during the year ended 31 December 2025.

截至二零二五年十二月三十一日止年度內，本公司並無就整體業務或任何重要業務之管理或行政工作簽訂或存有任何合約。

## MAJOR SUPPLIERS AND CUSTOMERS

## 主要供應商及客戶

The percentages of purchases attributable to the Group's major suppliers for the year ended 31 December 2025 are as follows:

本集團主要供應商應佔截至二零二五年十二月三十一日止年度內採購的百分比如下：

– the largest supplier	10.0%
– five largest suppliers in aggregate	32.5%

– 最大供應商	10.0%
– 五大供應商合計	32.5%

The percentages of sales attributable to the Group's major customers for the year ended 31 December 2025 are as follows:

本集團的主要客戶應佔截至二零二五年十二月三十一日止年度內銷售的百分比如下：

– the largest customer	6.0%
– five largest customers in aggregate	11.5%

– 最大客戶	6.0%
– 五大客戶合計	11.5%

None of the directors, their respective close associates (within the meaning of the Listing Rules) or any shareholder (which to the knowledge of the directors owns more than 5% of the Company's issued share capital) had an interest in these major suppliers and customers.

概無任何董事、彼等各自的緊密聯繫人士（定義見上市規則）或任何股東（根據董事所知，擁有本公司5%以上的已發行股本）擁有該等主要供應商及客戶的權益。

## CLOSURE OF REGISTER OF MEMBERS

The register of members of the Company will be closed from Tuesday, 12 May 2026 to Friday, 15 May 2026, (both days inclusive) for the purpose of determining Shareholders' entitlement to attend and vote at the annual general meeting of the Company (the "AGM"), during which period no transfer of Shares will be registered. In order to be eligible to attend and vote at the AGM, Shareholders should ensure that all transfer documents, accompanied by the relevant share certificates, are lodged with the Company's branch share registrar, Tricor Investor Services Limited, at 17/F, Far East Finance Centre, 16 Harcourt Road, Hong Kong for registration by no later than 4:30 p.m. on Monday, 11 May 2026. The record date for determining Shareholders' entitlement to attend and vote at the AGM will be Friday, 15 May 2026.

## 暫停股份過戶登記

為確定股東出席本公司股東週年大會（「股東週年大會」）並於會上投票的資格，本公司將於二零二六年五月十二日（星期二）至二零二六年五月十五日（星期五）（包括首尾兩日）暫停辦理股東登記手續，期間將不會為股份進行過戶登記。為符合資格出席股東週年大會並於會上投票，股東應確保所有過戶文件連同有關股票文件不遲於二零二六年五月十一日（星期一）下午四時三十分送交本公司的股份過戶登記分處卓佳證券登記有限公司（地址：香港夏慤道16號遠東金融中心17樓），以辦理登記手續。確定股東出席股東週年大會並於會上投票資格的記錄日期將為二零二六年五月十五日（星期五）。

## EVENTS AFTER THE REPORTING PERIOD

Previously, the Company was undertaking the proposed spin-off and separate listing of Leoch Energy Inc, an exempted company incorporated in the Cayman Islands and a direct wholly-owned subsidiary of the Company, and the spin-off entity in the proposed spin-off (“SpinCo”) on the National Association of Securities Dealers Automated Quotations (NASDAQ). On 7 January 2026, the extraordinary general meeting held by the Company was convened and two ordinary resolutions were passed to approve, among others, the proposed Spin-off and the proposed distribution and the product procurement framework agreement and the transactions contemplated thereunder. Subsequently, the Company published further announcements regarding updates in relation to the proposed Spin-off and the proposed distribution on 13 January 2026, 14 January 2026, 2 February 2026, 27 February 2026, 10 March 2026, 30 March 2026 and 31 March 2026, setting out details of the proposed distribution, including the entitlement basis, relevant timetables and procedures for qualifying and non-qualifying shareholders, as well as updates arising from regulatory developments in the United States. However, on 1 April 2026, the Company announced that at this time the proposed spin-off would not proceed after taking into account various factors including current market and regulatory conditions.

## 報告期後事項

此前，本公司正在進行建議分拆及將Leoch Energy Inc（一家在開曼群島註冊成立的豁免公司，為本公司的直接全資附屬公司，並為建議分拆中的分拆實體，「分拆公司」），在全國證券交易所協會自動報價系統（納斯達克）單獨上市事宜。於二零二六年一月七日，本公司舉行股東特別大會並通過兩項普通決議案，以批准（其中包括）建議分拆及建議分派以及產品採購框架協議及其項下擬進行交易。隨後，本公司又分別於二零二六年一月十三日、二零二六年一月十四日、二零二六年二月二日、二零二六年二月二十七日、二零二六年三月十日、二零二六年三月三十一日及二零二六年三月三十一日發佈有關建議分拆及建議分派之最新消息公告，當中載列建議分派之詳情，包括配額基準、相關時間表及合資格與非合資格股東之程序，以及因美國監管發展而產生之最新情況。然而，於二零二六年四月一日，本公司宣佈經計及當前市場及監管狀況等各項因素後，現階段不進行建議分拆。

## Report of the Directors 董事會報告

For further details regarding the proposed spin-off, please refer to the abovementioned announcements of the Company.

Subsequent to 31 December 2025 and up to the date of this annual report, same as disclosed above, the Board is not aware of any significant events that have occurred which require disclosed herein.

### EQUITY FUND RAISING ACTIVITIES

There was no equity fund raising by the Company during the year ended 31 December 2025, nor were there any proceeds brought forward from any issue of equity securities made in previous financial years.

### SUFFICIENCY OF PUBLIC FLOAT

Based on the information that is publicly available to the Company and within the knowledge of the Directors as at the latest practicable date prior to the issue of this annual report, there was sufficient public float of more than 25% of the Company's issued shares as at 31 December 2025.

### AUDITOR

The financial statements have been audited by Ernst & Young who shall retire and, being eligible, offer themselves for re-appointment at the forthcoming annual general meeting of the Company.

There was no change in the auditors of the Company in any of the proceeding three years.

On behalf of the Board

**DONG Li**  
*Chairman*

Hong Kong, 31 March 2026

有關建議分拆的進一步詳情，請參閱本公司上述公告。

除以上披露外，自二零二五年十二月三十一日至本年報日期，董事會並不知悉任何須於本年報中披露之重大事件。

### 股本集資活動

截至二零二五年十二月三十一日止年度，本公司並無進行股本集資活動，亦無因過往財政年度發行任何股本證券而結轉的任何所得款項。

### 公眾持股量的足夠性

根據本年報刊發前之最後實際可行日期本公司公開所得的資料以及就董事所知，本公司於二零二五年十二月三十一日有足夠的公眾持股量，佔本公司已發行股份超過25%。

### 核數師

財務報表已經安永會計師事務所審核，該核數師已任滿告退，但表示願意於本公司應屆股東週年大會上應聘連任。

於過往三年，本公司核數師並無變動。

代表董事會

**董李**  
*主席*

香港，二零二六年三月三十一日

# Corporate Governance Report 企業管治報告

The Board is pleased to present this Corporate Governance Report in the Group's annual report for the year ended 31 December 2025.

The Group is committed to achieving high standards of corporate governance to safeguard the interests of shareholders and to enhance corporate value and accountability.

## CORPORATE PURPOSE, STRATEGY AND CORPORATE CULTURE

The Board defines the purpose, values and strategy of the Company and considers that the Company's corporate culture is aligned. The Group is committed to investing in the power solution industry, creating value for consumers, and to delivering attractive and sustainable returns to the Shareholders. Despite the ever-changing operating environment, the Group places strong emphasis on workplace safety, employee relations and the efficient use of materials, energy and resources, promoting a culture of ethical conduct and integrity. A healthy corporate culture is important to good corporate governance which is crucial for achieving sustainable long-term success of the Group.

## ESG-RELATED MATTERS

The Company adheres to improving internal sustainability governance, strengthening the management and control of corporate development's impact on the environment and society, and creating value for our stakeholders. The Board has overall responsibility for the Company's ESG strategy and reporting, and oversees the overall ESG governance of the Company. In particular, the Board conducts a regular review of the Group's ESG-related matters and considered, among others, (i) the adequacy of resource, staff qualification and experience, training programmes and budget of those relating to Group's ESG performance and reporting; (ii) the changes, since the last annual review, in the nature and extent of significant ESG risks (if any); and (iii) the scope and quality of management's ongoing monitoring of ESG risks. For further details, please refer to the Company's Environmental, Social and Governance Report.

董事會欣然呈報本集團截至二零二五年十二月三十一日止年度的年報中的企業管治報告。

本集團致力於達致高標準的企業管治，以保障其股東權益及提升其企業價值及問責性。

## 企業宗旨、策略及企業文化

董事會界定本公司的宗旨、價值及策略，認為本公司的企業文化具一致性。本集團致力投資電源解決方案行業，為消費者創造價值及向股東提供具吸引力及可持續回報。儘管經營環境不斷變化，但本集團十分重視工作場所安全、僱員關係及材料、能源及資源的高效使用，促進道德操守及忠誠的文化。健康的企業文化對良好企業管治至關重要，對實現本集團可持續長期成功十分關鍵。

## ESG相關事宜

本公司秉持改善內部可持續管治，加強管理及控制企業發展對環境及社會的影響及為持份者創造價值。董事會整體負責本公司的ESG戰略及報告，並監督本公司的整體ESG管治。尤其是，董事會定期審閱本集團ESG相關事宜，並考慮（其中包括）(i) 本集團ESG表現及報告涉及的資源、員工資質及經驗、培訓計劃及預算的充足性；(ii) 自去年年度審閱以來重大ESG風險性質及範圍變化（如有）；及(iii) 管理層持續監察ESG風險的範圍及質量。有關進一步詳情，請參閱本公司的環境、社會及管治報告。

## COMPLIANCE STATEMENTS

The Company has adopted and complied with the relevant code provisions set out in the Corporate Governance Code (the “CG Code”) based on the principles set out in Part 2 of Appendix C1 to the Listing Rules for the year ended 31 December 2025.

The details of the compliance of the CG code set out in the mandatory disclosure requirements, complied by the Company, are shown below.

## MANDATORY DISCLOSURE REQUIREMENTS

### Corporate Governance Practices

The Board will continue to review its corporate governance practices from time to time to ensure that the regulatory requirements and principles, such as “comply or explain” regarding the code provisions of the CG Code and mandatory disclosure requirements set out in Part 2 of Appendix C1 to the Listing Rules, are met and the corporate governance practices of the Company is in line with expectations of shareholders and investors.

In the opinion of the Board, the Company had complied with all applicable code provisions set out in the CG Code contained in Part 2 of Appendix C1 to the Listing Rules throughout the year ended 31 December 2025 save and except for the deviation from code provision F.2.2 (which stipulates that the chairman of the Board should attend the annual general meeting). At the annual general meeting of the Company held on 16 May 2025 (the “2024 AGM”), Dr. DONG Li, the chairman of the Board, was unable to attend due to his other business engagements. The management together with the chairmen and/or members of the Board’s committees attended the 2024 AGM to answer relevant questions raised by and understand the views of the shareholders of the Company instead.

## 合規聲明

截至二零二五年十二月三十一日止年度，本公司已採納及遵守以上市規則附錄C1第2部份所載的原則為基準的企業管治守則（「企業管治守則」）所載的相關守則條文。

本公司遵守強制披露規定載列之企業管治守則之詳情於下文載列。

## 強制披露規定

### 企業管治常規

董事會將繼續不時檢討其企業管治常規，以確保符合監管規定及原則，如有關上市規則附錄C1第2部份載列的企業管治守則的守則條文及強制披露規定的「不遵守就解釋」，以及本公司的企業管治常規符合股東及投資者的預期。

董事會認為，本公司於截至二零二五年十二月三十一日止整個年度一直遵守載於上市規則附錄C1第2部份載列的企業管治守則的所有適用守則條文，惟偏離守則條文第F.2.2條（規定董事會主席應出席股東週年大會）除外。於二零二五年五月十六日舉行的本公司股東週年大會（「二零二四年股東週年大會」）上，董事會主席董李博士因另有公務在身而未能出席。管理層連同董事會轄下委員會的主席及／或成員出席二零二四年股東週年大會，以代替回答本公司股東提出的相關問題及了解本公司股東的意見。

## Directors' Securities Transactions

The Company has adopted the Model Code for Securities Transactions by Directors of the Company (the “**Model Code**”) set out in Appendix C3 of the Listing Rules as the code for dealing in securities of the Company by its directors (the “**Directors**”).

The Company has made specific enquiry of all Directors, all Directors have confirmed that they had complied with the required standard set out in the Model Code and its code of conduct regarding directors' securities transactions throughout the year ended 31 December 2025.

## Board of Directors

### *Composition of the Board*

As at 31 December 2025, the Board comprised two executive Directors and three independent non-executive Directors.

### *Executive Directors*

Executive Directors comprised Dr. DONG Li (chairman of the Board (the “**Chairman**”)) and Ms. HONG Yu.

### *Independent non-executive Directors*

Independent non-executive Directors comprised Mr. CAO Yixiong Alan, Mr. LAU Chi Kit and Mr. LU Zhiqiang.

The name of each Director, as at the date of this report is set out under the section headed “Corporate Information” in this annual report and is also disclosed in all corporate communications issued by the Company pursuant to the Listing Rules from time to time. The independent non-executive Directors are expressly identified in all corporate communications pursuant to the Listing Rules.

There is no financial, business, family or other material/relevant relationship between the Directors.

## 董事之證券交易

本公司已採納上市規則附錄C3所載之公司董事進行證券交易之標準守則(「**標準守則**」)，作為其董事(「**董事**」)進行本公司證券交易之守則。

本公司已向全體董事作出特別查詢，全體董事確認彼等於截至二零二五年十二月三十一日止整個年度一直遵守標準守則所載之規定標準及有關董事進行證券交易之行為守則。

## 董事會

### *董事會組成*

於二零二五年十二月三十一日，董事會包括兩位執行董事及三位獨立非執行董事。

### *執行董事*

執行董事包括董李博士(董事會主席(「**主席**」))及洪渝女士。

### *獨立非執行董事*

獨立非執行董事包括曹亦雄先生、劉智傑先生及盧志強先生。

於本報告日期的各董事的姓名載於本年報「公司資料」一節，亦在本公司根據上市規則不時發出的所有企業通訊中披露。獨立非執行董事亦已根據上市規則於所有企業通訊中明確識別。

董事之間並無存在任何財務、業務、家族或其他重大／相關關係。

## Corporate Governance Report 企業管治報告

### Number of Board, Committee and General Meetings Held

The Board meets regularly for reviewing and approving the financial and operating performance, and considering and approving the overall strategies and policies of the Company. Additional meetings are held when significant events or important issues are required to be discussed and resolved. During the financial year ended 31 December 2025, 19 Board meetings, 2 Audit Committee meetings, 3 Nomination Committee meetings, 3 Remuneration Committee meetings and 1 general meeting were held.

### Attendance at the Board Meetings, Board Committee Meetings and General Meeting

The attendance of each Director, by name, at the Board meetings, Board committee meetings and general meeting are set out below:

### 舉行董事會會議、委員會會議及股東大會的次數

董事會定期舉行會議，以檢討及批准財務及營運表現，以及審閱及批准本公司整體策略及政策。如有重大事件或重要事項須討論及議決，則會舉行額外會議。於截至二零二五年十二月三十一日止財政年度，舉行了19次董事會會議、2次審核委員會會議、3次提名委員會會議、3次薪酬委員會會議及1次股東大會。

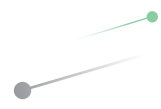
### 董事會會議、委員會會議及股東大會的出席情況

各董事出席董事會會議、董事會委員會會議及股東大會的情況(按姓名)載列如下：

Name of Director	Attendance/ Number of Board Meetings	Attendance/ Number of Audit Committee Meetings	Attendance/ Number of Nomination Committee Meetings	Attendance/ Number of Remuneration Committee Meetings	Attendance/ Number of General Meetings <sup>(1)</sup>	
董事姓名	出席次數/ 董事會 會議數目	出席次數/ 審核委員會 會議數目	出席次數/ 提名委員會 會議數目	出席次數/ 薪酬委員會 會議數目	出席次數/ 股東大會 數目 <sup>(1)</sup>	
<b>Executive Directors</b>	<b>執行董事</b>					
Dr. DONG Li	董李博士	19/19	-	3/3	3/3	0/1
Ms. HONG Yu	洪渝女士	19/19	-	1/3*	-	1/1
<b>Independent Non-executive Directors</b>	<b>獨立非執行董事</b>					
Mr. CAO Yixiong Alan	曹亦雄先生	19/19	2/2	1/3*	3/3	1/1
Mr. LAU Chi Kit	劉智傑先生	19/19	2/2	3/3	3/3	1/1
Mr. LU Zhiqiang	盧志強先生	19/19	2/2	3/3	-	1/1

\* 洪渝女士及曹亦雄先生自二零二五年六月二十五日起獲委任為提名委員會成員，故全年僅出席一場提名委員會會議。

\* Ms. HONG Yu and Mr. CAO Yixiong were appointed as members of the Nomination Committee with effect from 25 June 2025, and therefore each attended only one meeting of the Nomination Committee throughout the year.



Note:

- (1) Being the annual general meeting of the Company held on 16 May 2025.

## *Responsibilities, Accountabilities and Contributions of the Board and Management*

The Board, led by the Chairman, is responsible for leadership and control of the Company and oversees the Group's businesses, strategic decisions and performance. The Board has delegated to the senior management the authority and responsibility for the day-to-day management and operation of the Group. In addition, the Board has established Board committees and has delegated to these Board committees various authority and duties set out in their respective terms of reference. All Directors have carried out their duties in good faith, in compliance with applicable laws and regulations and in the interests of the Company and its shareholders at all times.

The Board reserves for its decision on all major matters of the Company, including approval and monitoring of all policy matters, overall strategies and budgets, internal control and risk management systems, material transactions (in particular those that may involve conflict of interests), financial information, appointment of directors and other significant financial and operational matters.

The Board has delegated a schedule of responsibilities to the senior management of the Company. These responsibilities include implementing decisions of the Board, directing and coordinating day-to-day operation and management of the Company in accordance with the management strategies and plans approved by the Board, formulating and monitoring the operating and production plans and budgets, and supervising and monitoring the control system.

附註：

- (1) 即本公司於二零二五年五月十六日舉行的股東週年大會。

## *董事會及管理層之職責、問責性及貢獻*

董事會由本公司主席領導，負責領導及控制本公司及監控本集團的業務、策略決策及表現。董事會授予高級管理層權力及責任進行本集團的日常管理及經營。此外，董事會已成立董事會委員會並授予該等董事會委員會各項權限及責任，詳情載於其各自之職權範圍。所有董事均真誠地履行職責及遵守適用法律及法規之標準，於任何時候均符合本公司及其股東的利益。

董事會保留本公司所有重要事項的決策權，包括批准及監察所有政策事宜、整體策略及預算、內部監控及風險管理系統、重大交易（特別是涉及利益衝突的交易）、財務資料、委任董事及其他重要財務及營運事宜。

董事會向本公司高級管理人員委以各自特定的職責。該等責任包括執行董事會的決定；根據董事會所批准的管理策略及計劃指示及協調本公司之日常營運和管理；制定及監察營運及生產計劃及預算；以及監督和監察監控系統。



### Independent Non-executive Directors

Each of the independent non-executive Directors possesses different business experience, knowledge and professional background. The Company has at all times met the requirements of the Listing Rules regarding the appointment of at least three independent non-executive Directors representing at least one-third of its Board members with at least one of them possessing appropriate professional qualifications or accounting or related financial management expertise.

The Company has received a written annual confirmation regarding the independence from each independent non-executive Director pursuant to Rule 3.13 of the Listing Rules and the Company still considers the independent non-executive Directors are independent.

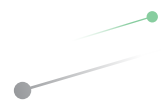
Independent non-executive Directors have been invited to serve on the audit committee (the “**Audit Committee**”), the remuneration committee (the “**Remuneration Committee**”) and the nomination committee (the “**Nomination Committee**”). Through participation in Board meetings, taking the lead in managing issues involving potential conflict of interests and serving on Board committees, all independent non-executive Directors make various contributions to the effective direction of the Company.

### 獨立非執行董事

各獨立非執行董事擁有不同的業務經驗、知識及專業背景。本公司於所有時候均已遵守上市規則有關委任最少三名獨立非執行董事(至少佔其董事會成員的三分之一)的規定，其中最少一名擁有合適的專業資格或會計或相關財務管理專業知識。

本公司已收到各獨立非執行董事根據上市規則第3.13條作出的獨立性年度書面確認，而本公司仍視獨立非執行董事為獨立人士。

獨立非執行董事已獲邀加入審核委員會(「**審核委員會**」)、薪酬委員會(「**薪酬委員會**」)及提名委員會(「**提名委員會**」)。透過參與董事會會議，率先管理有潛在利益衝突事務及於董事會委員會服務，全體獨立非執行董事對本公司之有效指導均作出多項貢獻。



## Directors' Continuous Training and Professional Development

Every newly appointed Director will receive a formal, comprehensive and tailored induction on the first occasion of his/her appointment to ensure that he/she has a proper understanding of the Company's operations and business and full awareness of director's responsibilities and obligations under the Listing Rules and other legal and regulatory requirements.

The Company will from time to time provide briefings to all Directors to develop and refresh their duties and responsibilities. All Directors are also encouraged to attend relevant training courses provided by legal advisers and/or any appropriate institutions and they have been requested to provide the Company with their training records.

Pursuant to code provision C.1.4 of the CG Code, all Directors should participate in continuous professional development to develop and refresh their knowledge and skills. The Directors have been given relevant guideline materials to ensure that they are apprised of the latest changes in the commercial, legal and regulatory requirements in relation to the Company's businesses, and to refresh their knowledge and skills on the roles, functions and duties as a director of a listed company.

During the year ended 31 December 2025, all Directors provided their records of training to the Company. All Directors, namely Dr. DONG Li, Ms HONG Yu, Mr. CAO Yixiong Alan, Mr. LAU Chi Kit and Mr. LU Zhiqiang participated in this continuous professional development mainly by reading various material regarding corporate governance guide for board and directors.

## 董事持續培訓及專業發展

每名新任董事將於首次獲委任時獲提供正式、全面及特為其而設之就任須知，確保新任董事對本公司營運及業務有適當理解，並完全了解其根據上市規則以及其他法律及監管規定之責任與義務。

本公司將不時為所有董事提供簡報以發展並更新其職務與責任。本公司亦鼓勵所有董事出席由法律顧問及／或任何適當機構提供的相關培訓課程，並要求彼等向本公司提供其培訓紀錄。

根據企業管治守則的守則條文第C.1.4條，所有董事應參與持續專業發展，發展並更新其知識及技能。董事均已獲提供相關指引材料以確保彼等了解本公司業務相關之商業、法律及監管規定之最新變化，並更新彼等作為上市公司董事之角色、職能及責任之知識及技能。

截至二零二五年十二月三十一日止年度，所有董事已將其培訓記錄交予本公司。所有董事（即董李博士、洪渝女士、曹亦雄先生、劉智傑先生及盧志強先生）均已參與持續專業發展，主要透過閱讀有關董事會及董事企業管治指引的若干材料。



## Chairman and Chief Executive

Dr. DONG Li, the Chairman of the Board, is the founder of the Group and has extensive experience in the energy solution industry. With effect from 31 December 2024, Mr. Wu Kouyue has been appointed as the chief executive officer of the Company.

The roles of the Chairman and chief executive officer of the Company are separate and performed by different individuals.

## Independent Non-executive Directors

Mr. CAO Yixiong Alan and Mr. LAU Chi Kit are engaged for a term of three years commencing from their respective dates of appointment and is subject to retirement by rotation and re-election pursuant to the Articles of Association.

Mr. LU Zhiqiang is engaged for a term of two years commencing from the dates of appointment and is subject to retirement by rotation and re-election pursuant to the Articles of Association.

## Board Committees

The Board has established three Board committees, namely, the Remuneration Committee, the Audit Committee and the Nomination Committee, for overseeing particular aspects of the Company's affairs. All Board committees have been established with defined written terms of reference, which are available to shareholders on the websites of the Company and the Stock Exchange. All Board committees report to the Board on their decisions or recommendations.

All Board committees are provided with sufficient resources to discharge their duties and, upon reasonable request, are able to seek independent professional advice in appropriate circumstances, at the Company's expense.

## 主席及行政總裁

董李博士為董事會主席兼本集團創辦人及於能源解決方案行業擁有豐富經驗。吳扣月先生已獲委任為本公司之行政總裁，自二零二四年十二月十三日起生效。

本公司主席及行政總裁的職務獨立，且應由不同人士擔任。

## 獨立非執行董事

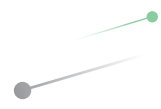
曹亦雄先生及劉智傑先生的任期均由其各自的委任日期起計為三年，並須根據章程細則輪席告退及重選。

盧志強先生的任期由其委任日期起計為兩年，並須根據章程細則輪席告退及重選。

## 董事會委員會

董事會已成立三個董事會委員會，即薪酬委員會、審核委員會及提名委員會，以監察本公司特定範疇的事務。所有董事會委員會均設有界定書面職權範圍，並刊發於本公司及聯交所網站提供予股東查閱。所有董事會委員會均向董事會匯報其決定或推薦建議。

所有董事會委員會均獲提供充裕資源以履行其職責，並可合理要求在適當情況下諮詢獨立專業意見，費用由本公司承擔。



## Remuneration Committee

The principal role and function of the Remuneration Committee are to (a) make recommendations to the Board on the Company's policy and structure of the remuneration of the Directors and the senior management and on the establishment of a formal and transparent procedure for developing remuneration policy; (b) assess the performance of the executive Directors and approving their terms of their service contracts; (c) review and approve the management's remuneration proposals with reference to the Board's corporate goals and objectives; (d) make recommendations to the Board on the remuneration packages of individual executive director and senior management of the Company which include benefits in kind, pension rights and compensation payments, including any compensation payable for loss or termination of their office or appointment; (e) make recommendations to the Board of on the remuneration of non-executive directors of the Company; (f) review and approve the remuneration payable to the executive directors and senior management of the Company for any loss or termination of office or appointment to ensure that it is consistent with relevant contractual terms and is otherwise fair and not excessive; (g) review and approve compensation arrangements relating to dismissal or removal of directors for misconduct to ensure that they are consistent with contractual terms and are otherwise reasonable and appropriate; and (h) ensure that no director of the Company or any of his associates (as defined in the Listing Rules) is involved in deciding his own remuneration; and (i) review and/or approve matters relating to share schemes under Chapter 17 of the Listing Rules. The terms of reference of the Remuneration Committee are available on the websites of the Stock Exchange and the Company.

As at 31 December 2025, the Remuneration Committee comprised three members, namely, Dr. DONG Li (the executive Director), Mr. CAO Yixiong Alan and Mr. LAU Chi Kit, the latter two being independent non-executive Directors. Mr. LAU Chi Kit is the chairman of the Remuneration Committee.

## 薪酬委員會

薪酬委員會的主要職責及職能為(a)就本公司董事及高級管理人員的薪酬政策及架構，及就制訂薪酬政策設立正規而具透明度的程序，向董事會作出推薦建議；(b)評估執行董事的表現及批准其服務合約條款；(c)因應董事會所訂企業方針及目標而檢討及批准管理層的薪酬方案；(d)向董事會建議本公司個別執行董事及高級管理層的薪酬待遇，包括實物福利、退休金權利及賠償金額（包括如喪失或終止職務或委任的賠償）；(e)就本公司非執行董事的薪酬待遇向董事會提出推薦建議；(f)檢討及批准向本公司執行董事及高級管理人員就其喪失或終止職務或委任而須支付的賠償，以確保該等賠償與相關合約條款一致；若未能與合約條款一致，賠償亦須公平合理，不致過多；(g)檢討及批准因董事行為失當而解僱或罷免有關董事所涉及的賠償安排，以確保該等安排，與合約條款一致；若未能與合約條款一致，有關賠償亦須合理適當；及(h)確保本公司任何董事或其任何聯繫人士（按上市規則定義）不得參與釐定彼等自身的薪酬；及(i)根據上市規則第17章檢討及／或批准與股份計劃有關的事項。薪酬委員會之職權範圍於聯交所及本公司網站可供查閱。

於二零二五年十二月三十一日，薪酬委員會由三名成員組成，即董李博士（執行董事）、曹亦雄先生及劉智傑先生（後兩位為獨立非執行董事）。劉智傑先生為薪酬委員會主席。



During the year ended 31 December 2025, the Remuneration Committee held three meetings to discuss, review, analyse and consider any change of the remuneration policy of the Company and performed all functions as disclosed above. The records of attendance of committee members, by name, at the meetings held are set out below:

Name of Director	Attendance/ Number of Meetings	董事姓名	出席次數/ 會議數目
Mr. LAU Chi Kit	3/3	劉智傑先生	3/3
Dr. DONG Li	3/3	董李博士	3/3
Mr. CAO Yixiong Alan	3/3	曹亦雄先生	3/3

The Remuneration Committee adopted the model of making recommendations to the Board on the remuneration packages of individual executive Directors and senior management.

### Nomination Committee

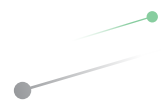
The principal role and function of the Nomination Committee are to (a) review the structure, size and composition (including the skills, knowledge and experience) of the Board and make recommendations on any proposed changes to the Board to complement the Company's corporate strategy and the board diversity policy (the **"Board Diversity Policy"**) which aims to set out the approach to achieve diversity on the Board; (b) identify individuals suitably qualified to become Board members and select or make recommendations to the Board on the selection of individuals nominated for directorships; (c) assess the independence of the independent non-executive directors; and (d) make recommendations to the Board on the appointment or reappointment of directors and succession planning for directors, in particular the chairman and the chief executive. The terms of reference of the Nomination Committee are available on the websites of the Stock Exchange and the Company.

截至二零二五年十二月三十一日止年度，薪酬委員會舉行了三次會議對本公司薪酬政策的任何變動進行討論、檢討、分析及考慮及執行了上述披露的全部職能。委員會成員之會議出席記錄 (按姓名) 如下：

薪酬委員會採納就個別執行董事及高級管理層的薪酬組合向董事會提出推薦建議的模式。

### 提名委員會

提名委員會的主要職責及職能為(a)檢討董事會的架構、人數及組成 (包括技能、知識及經驗方面)，並就任何為配合本公司的公司策略及董事會多元化政策 (**「董事會多元化政策」**) (旨在規定實現本公司董事會多元化之途徑) 而擬對董事會作出的任何變動提出推薦建議；(b)物色具備合適資格可擔任董事會成員的人士，並挑選提名有關人士出任董事或就此向董事會提供推薦意見；(c)評核獨立非執行董事的獨立性；及(d)就董事委任或重新委任以及董事 (尤其是主席及行政總裁) 繼任計劃向董事會提出推薦建議。提名委員會之職權範圍於聯交所及本公司網站可供查閱。



As at 31 December 2025, the Nomination Committee comprised five members, namely, Dr. DONG Li (executive Director), Ms. HONG Yu (executive Director), Mr. CAO Yixiong Mr. LAU Chi Kit and Mr. LU Zhiqiang, the latter three being independent non-executive Directors. Dr. DONG Li is the chairman of the Nomination Committee.

During the year ended 31 December 2025, the Nomination Committee held three meetings and performed all functions as disclosed above. The attendance records of each member at the meetings are set out below:

Name of Director	Attendance/ Number of Meetings	董事姓名	出席次數/ 會議數目
Dr. DONG Li	3/3	董李博士	3/3
Ms. HONG Yu	1/3*	洪渝女士	1/3*
Mr. LAU Chi Kit	3/3	劉智傑先生	3/3
Mr. CAO Yixiong	1/3*	曹亦雄先生	1/3*
Mr. LU Zhiqiang	3/3	盧志強先生	3/3

The policy on nomination of Directors is in place and updated from time to time, setting out the procedures, process and criteria for identifying and recommending candidates for election to the Board. The responsibilities and authority for selection and appointment of Directors is delegated to the Nomination Committee but the ultimate responsibility for selection and appointment of Directors of the Company rests with the entire Board. In evaluating and selecting any candidate for directorship, among other things, the following criteria will be considered: (i) character and integrity; (ii) qualifications including professional qualifications, skills, knowledge and experience and diversity aspects under the board diversity policy that are relevant to the Company's business and corporate strategy; (iii) any measurable objectives adopted for achieving diversity on the Board; (iv) requirement for the Board to have independent directors in accordance with the Listing Rules and whether the candidate would be considered independent with reference to the independence guidelines set out in the Listing Rules; (v) any potential contributions the candidate can bring to the Board in terms of qualifications, skills, experience, independence and gender diversity; (vi) willingness and ability to devote adequate time to discharge duties as a member of the Board and/or Board committee(s) of the Company; (vii) such other perspectives that are appropriate to the Company's business and succession plan and where applicable, may be adopted and/or amended by the Board and/or the Nomination Committee from time to time for nomination of directors and succession planning.

於二零二五年十二月三十一日，提名委員會由五名成員組成，即董李博士（執行董事）、洪渝女士（執行董事）、曹亦雄先生、劉智傑先生及盧志強先生（後三位為獨立非執行董事）。董李博士為提名委員會主席。

截至二零二五年十二月三十一日止年度，提名委員會舉行了三次會議並執行了上述披露的全部職能。各成員之會議出席記錄如下：

本公司已制定董事提名政策並不時予以更新，當中載明識別及推薦候選人入選董事會的程序、流程及標準。董事會將甄選及委聘董事的責任及權力授予提名委員會，惟甄選並委聘本公司的董事的最終責任由全體董事會承擔。在評估及甄選候選人擔任董事時，將考慮下列標準（其中包括）：(i) 品格與誠信；(ii) 資格，包括與本公司業務及公司策略相關的專業資格、技能、知識及經驗以及董事會成員多元化政策下的多元化因素；(iii) 為達致董事會成員多元化而採納的任何可計量目標；(iv) 根據上市規則董事會須包括獨立董事的規定，以及參考上市規則所述候選人是否被視為獨立的獨立性指引；(v) 候選人在資格、技能、經驗、獨立性及性別多元化方面可為董事會帶來的任何潛在貢獻；(vi) 是否願意及是否能夠投放足夠時間履行身為董事會成員及／或擔任本公司董事會轄下委員會委員的職責；(vii) 其他適用於本公司業務及繼任計劃的觀點，董事會及／或提名委員會可於適用時因應提名董事及繼任規劃不時採納及／或修訂有關觀點。

\* 洪渝女士及曹亦雄先生自二零二五年六月二十五日起獲委任為提名委員會成員，故全年僅出席一場提名委員會會議。

\* Ms. HONG Yu and Mr. CAO Yixiong were appointed as members of the Nomination Committee with effect from 25 June 2025, and therefore each attended only one meeting of the Nomination Committee throughout the year.



All Board members' appointments will continue to be made on a merit basis with due regard for the benefits of diversity of the Board members. According to the Board Diversity Policy adopted by the Nomination Committee in 2013, selection of candidates will be based on a range of diversity perspectives, including but not limited to gender, age, cultural and educational background, experience (professional or otherwise), skills and knowledge. The ultimate decision will be made upon the merits and contribution that the selected candidates will bring to the Board.

The Nomination Committee and/or the Board will evaluate the candidates based on the criteria as set out above to determine whether such candidates are qualified for directorship. The Nomination Committee will also consider recommendations for candidates made by shareholders of the Company.

Regular reviews will be conducted by the Nomination Committee on the structure, size and composition of the Board and the policy on nomination of Directors of the Company and where appropriate, the Nomination Committee will make recommendations on changes to the Board to complement the Company's corporate strategy and business needs.

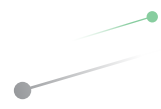
The Board consists of both male and female members. As at 31 December 2025, the gender ratio on the Board was 80% male and 20% female. The Board considered gender diversity to have been achieved in respect of the Board. The Nomination Committee and the Board recognises the importance and benefits of gender diversity at the Board level, and shall strive to take initiatives to identify more female candidate(s) to further enhance gender diversity at the Board level. The Board Diversity Policy will be updated to ensure the potential successors to the Board can achieve gender diversity.

所有董事會委任將會持續以用人唯才為原則，同時考慮到董事會成員多元化所帶來之裨益。根據提名委員會於二零一三年採納的董事會多元化政策，甄選候選人時將會根據多元化角度範圍進行，其中包括但不限於性別、年齡、文化及教育背景、經驗（專業或其他）、技能及知識。最終決策將會按甄選候選人之長處及其為董事會帶來之貢獻進行釐定。

提名委員會及／或董事會將根據上文所載標準評估候選人，以釐定相關候選人是否有資格擔任董事。提名委員會亦將考慮由本公司股東作出的候選人建議。

提名委員會將會定期為董事會的架構、規模及組成以及本公司的董事提名政策進行檢討，並在有需要時向董事會提出修訂建議，以完善本公司企業策略及切合業務需要。

董事會由男性及女性成員組成。截至2025年12月31日，董事會成員的性別比例為男性80%，女性20%。董事會認為已實現董事會的性別多元化。提名委員會及董事會認識到董事會層面性別多元化的重要性及裨益，應竭力採取舉措以物色更多女性候選人，以進一步增強董事會層面的性別多元化。董事會多元化政策將進行更新，以確保董事會的潛在的繼任人能夠實現性別多元化。



As at 31 December 2025, the Group employed a total of 17,089 full time employees in the PRC who included senior management, management staff, technicians, salespersons and workers. The gender ratio in the workforce was approximately 65% male and 35% female.

The Company will continue to take gender diversity into consideration during recruitment and increase the female proportion at all levels over time with the ultimate goal of achieving gender diversity, such that there is a pipeline of female senior management and potential successors to the Board in the future.

### Audit Committee

The principal role and function of the Audit Committee are amongst others to (a) review the financial statements and reports and consider any significant or unusual items raised by the staff responsible for the accounting and financial reporting function or external auditor before submission to the Board; (b) review the relationship with the external auditor by reference to the work performed by the auditor, their fees and terms of engagement, and make recommendations to the Board on the appointment, re-appointment and removal of external auditor; and (c) review the adequacy and effectiveness of the Company's financial reporting system, internal control system and risk management system and associated procedures. The terms of reference of the Audit Committee are available on the websites of the Stock Exchange and the Company.

As at 31 December 2025, the Audit Committee comprised three members, namely, Mr. CAO Yixiong Alan, Mr. LAU Chi Kit and Mr. LU Zhiqiang all of whom are independent non-executive Directors. Mr. CAO Yixiong Alan is the chairman of the Audit Committee and he possesses relevant accounting and financial management expertise.

於二零二五年十二月三十一日，本集團在中國共僱用17,089名全職僱員，包括高級管理人員、管理人員、技術人員、銷售人員及工人。勞工性別比例約為男性65%及女性35%。

本公司將繼續於招聘時考慮性別多元化，並逐步提高各級別的女性比例，最終目標是實現性別多元化，以便未來有女性高級管理人員和潛在的董事會繼任人選。

### 審核委員會

審核委員會的主要職責及職能包括(a)於提交董事會前審閱財務報表及報告，以及考慮任何負責會計及財務報告職能的員工或外部核數師提出的重大或不尋常項目；(b)經參考核數師進行之工作、其費用及聘用條款後，檢討與外部核數師之關係，並就委任、續聘及罷免外部核數師向董事會提出推薦建議；及(c)檢討本公司財務報告制度、內部監控制度及風險管理制度與相關程序是否充足及有效。審核委員會之職權範圍於聯交所及本公司網站可供查閱。

於二零二五年十二月三十一日，審核委員會由三名成員組成，即曹亦雄先生、劉智傑先生及盧志強先生，彼等均為獨立非執行董事。曹亦雄先生為審核委員會主席，彼具備相關會計及財務管理專業知識。



## Corporate Governance Report 企業管治報告

The Audit Committee held two meetings during the year ended 31 December 2025 together with the Company's external auditor and the senior management and performed the following major tasks and all functions as disclosed above:

- Reviewed the scope of 2024 annual audit and 2025 interim review work, auditor's fees and terms of engagement; and
- Reviewed and discussed the 2024 annual and 2025 interim financial statements, results announcement and report, the related accounting principles and practices adopted by the Group and the relevant audit findings.

The Audit Committee has not taken a different view from the Board regarding the selection, appointment, resignation or dismissal of the external auditors.

The attendance records of each member at the meeting are set out below:

Name of Director	Attendance/ Number of Meetings	董事姓名	出席次數/ 會議數目
Mr. CAO Yixiong Alan	2/2	曹亦雄先生	2/2
Mr. LAU Chi Kit	2/2	劉智傑先生	2/2
Mr. LU Zhiqiang	2/2	盧志強先生	2/2

In addition, the Audit Committee has reviewed the financial statements of the Group for the year ended 31 December 2025 and has discussed with the management and the external auditor of the Company on the accounting policies and practices adopted by the Group and the internal controls and financial reporting matters of the Group.

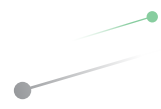
審核委員會攜手本公司外部核數師及高級管理層於截至二零二五年十二月三十一日止年度舉行了兩次會議，並處理了下列主要工作及履行了上文所披露的所有職能：

- 檢討二零二四年年度審核及二零二五年中期審閱工作範圍、核數師費用及聘用條款；及
- 審核及討論二零二四年年度及二零二五年中期財務報表、業績公佈及報告、本集團採納的相關會計原則及規例，以及相關審核結果。

審核委員會在挑選、委任、辭任或罷免外部核數師方面並無與董事會持有分歧意見。

各成員的會議出席記錄如下：

此外，審核委員會已審閱本集團截至二零二五年十二月三十一日止年度的財務報表，並與本公司管理層及外部核數師討論本集團採納的會計政策及規例以及本集團的內部監控及財務報告事宜。



## Corporate Governance Functions

The Board is responsible for performing the following corporate governance duties as required under the CG Code:

- to develop and review the Company's policies and practices on corporate governance;
- to review and monitor the training and continuous professional development of Directors and senior management;
- to review and monitor the Company's policies and practices on compliance with legal and regulatory requirements;
- to review the Company's compliance with the CG Code and disclosure in the Corporate Governance Report.

During the year, the Board performed the following corporate governance matters:

- review of the corporate governance duties under the CG Code; and
- review of the compliance with the CG Code.

## 企業管治職能

董事會負責履行企業管治守則規定之以下企業管治職責：

- 制定及審閱本公司於企業管治方面之政策及常規；
- 檢討及監察董事及高級管理層之培訓及持續專業發展情況；
- 檢討及監察本公司於遵守法律及監管規定方面之政策及常規；
- 檢討本公司遵守企業管治守則情況並於企業管治報告中作出披露。

年內，董事會考慮以下企業管治事項：

- 檢討企業管治守則項下企業管治職責；及
- 檢討遵守企業管治守則情況。



## MECHANISM TO ENSURE INDEPENDENT VIEWS FROM DIRECTORS

During the year, the Nomination Committee also reviewed the implementation and effectiveness of mechanisms to ensure independent views and input are available to the Board. Taking into account the following channels, the Nomination Committee considered that the Company had in place mechanisms which remain effective to ensure a strong independent element on the Board. To ensure independent views and input from any Director, the following mechanism is established by the Board:

### 1. Independence Assessment

Each of the independent non-executive Directors shall provide a written annual confirmation of independence to the Company on their compliance with the independence requirements as set out under Rule 3.13 of the Listing Rules. The Nomination Committee shall assess the independence of independent non-executive Directors upon appointment and annually to ensure they can continually exercise independent judgement.

### 2. Composition of Board

Currently, 50% of the Board members are executive Directors while 50% of the Board members are independent non-executive Directors, which exceeds the requirement of the Listing Rules that at least one-third of the Board are independent non-executive Directors.

## 確保董事獨立意見的機制

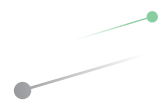
年內，提名委員會亦審閱為確保董事會可獲得獨立的觀點及意見的機制的實施與成效。經考慮以下途徑，提名委員會認為本公司已制定維持有效的機制確保董事會有強力的獨立元素。為確保獲得任何董事的獨立觀點及意見，董事會已制定以下機制：

### 1. 獨立性評估

各獨立非執行董事應遵循上市規則第3.13條所載獨立性規定向本公司提供年度獨立性書面確認。提名委員會於獨立非執行董事獲委任後每年評估其獨立性，以確保其可持續行使獨立判斷。

### 2. 董事會組成

目前，董事會成員中50%為執行董事，而董事會成員中50%為獨立非執行董事，超出上市規則中董事會至少三分之一為獨立非執行董事的規定。



### 3. Board Proceedings and Decision Making

At least 14 days' formal notice of regular Board and Board committee meetings will be given to all Directors, and all Directors are invited to include any matters for discussion in the agenda. By at least three business days in advance of every regular Board and Board committee meeting, Directors are provided with the meeting agenda and the relevant board papers containing complete, adequate and timely information to enable full deliberation on the issues to be considered at the respective meetings.

All Directors are required to declare their direct/indirect interests, if any, in any business proposals to be considered at the meetings and, where appropriate, they are required to abstain from voting on any Board resolution concerned.

Independent non-executive Directors should attend all regular meetings of the Board and Board committees on which they serve. They should also attend general meetings of the Company to acquire understanding of the views of the shareholders.

### 4. Remuneration of Independent Non-executive Directors

Independent non-executive Directors receive fixed fee(s) for their role as members of the Board and Board Committees and no equity-based or incentive based compensation program is granted to independent non-executive Directors as this may lead to bias in their decision-making and compromise their objectivity and independence.

### 3. 董事會程序及決策

董事會及董事會委員會定期會議的正式通知將於會議舉行前至少14天發給全體董事，而全體董事均獲邀於議程中加入任何事項以供討論。會議議程及相關董事會文件均於每次董事會及董事會委員會定期會議舉行前至少三個營業日送交董事，當中載有完整、充足及適時資料，以就各會議上待審議的事項進行全面商討。

全體董事均須申報其於會議上待審議的任何業務提案涉及之直接／間接利益（如有），並於適當情況下須就任何相關董事會決議案放棄投票。

獨立非執行董事應出席董事會及其所服務董事會委員會的所有定期會議。彼等亦應出席本公司股東大會，以了解股東意見。

### 4. 獨立非執行董事的薪酬

獨立非執行董事就其作為董事會及董事會委員會成員收取固定袍金，且並無向獨立非執行董事授予基於股權或基於獎勵的薪酬計劃，原因是此舉或會影響其決策及有損其客觀性及獨立性。



### 5. Access to Professional Advice and Up-to-date Information

The Company Secretary provided induction pack and orientation program for all new recruits to the Board. Such program would familiarise the newly appointed Director with the nature of the business, the corporation's strategy, the internal control and corporate governance practices and policies, and directors' duties and responsibilities. Subsequent information packages are regularly provided to the Directors to keep them abreast of their responsibilities and infuse them with new knowledge relevant to the Group's current business and operating environment.

To facilitate proper discharge of Directors' duties and responsibilities, all Directors (including independent non-executive Directors) are entitled to seek advice from the Company Secretary as well as from independent professional advisers at the expense of the Company.

### 6. Independent Views and Inputs Treasured and Valued

During the Board and Board committee meetings, the independent non-executive Directors are encouraged to express freely their independent views and inputs in an open and candid manner. The Chairman also encourages questions and challenges from Directors, in particular independent non-executive Directors and their comments and concerns are closely followed up by the management.

### 5. 獲得專業意見及最新資訊

公司秘書向董事會所有新入職人員提供入職培訓及就職培訓課程。有關課程將令新獲委任董事了解其業務性質、公司策略、內部控制及企業管治措施及政策以及董事職責。之後將定期向董事提供資料集，以令其知悉其責任及灌輸有關本集團當前業務及經營環境相關新知識。

為促進妥為履行董事職責，全體董事（包括獨立非執行董事）有權尋求公司秘書及獨立專業顧問的意見，費用由本公司承擔。

### 6. 重要而寶貴的獨立觀點及意見

於董事會及董事會委員會會議期間，鼓勵獨立非執行董事以公開坦誠的方式自由表達其獨立觀點及意見。主席亦鼓勵董事（尤其是獨立非執行董事）提問及質疑，且管理層將密切跟進其意見及疑慮。

The Company Secretary is required to prepare minutes that record not only the decision reached but any concerns raised or dissenting views expressed by Directors. Draft versions of the minutes are circulated to all Directors for their comment and confirmation before it is finalised for records. Minutes of all Board and Board committee meetings are available for Directors' inspection.

公司秘書須編製會議記錄，記錄所達成的決策及董事提出的任何疑慮或不同意見。會議記錄草擬版本將向全體董事傳閱，以供彼等於最終定稿記錄前提出意見及確認。所有董事會及董事會委員會會議的會議記錄均可供董事查閱。

The implementation and effectiveness of the above mechanisms have been reviewed by the Board on an annual basis and the Board believe these measures would allow Directors to contribute effectively and independent views and input are available to the Board and Board committees.

上述機制的實施情況及成效已經董事會每年審閱，且董事會認為該等措施令董事可有效貢獻及董事會與董事會委員會可獲得獨立觀點及意見。

### Directors' and Officers' Insurance

The Company has arranged appropriate insurance cover in respect of potential legal actions against its Directors and officers.

### 董事及高級職員之保險

本公司已就其董事及高級職員可能面對之法律行動作出適當之投保安排。

### Anti-corruption

The Group formulates the "Business Ethics Control Procedure" which requires both employees and suppliers to sign the agreement for integrity. In addition, the "Anti-Corruption Procedure" is also formulated to cover lawful business, avoidance of conflict of interests, and fair competition, etc. The Group requests all employees to abide by the business ethics, employees must not ask for or receive any improper form or other improper benefits, which include but not limited to rebates, commissions, improper gifts or hospitality; avoidance of conflicts of interest at work. All employees are required to avoid any activities which might involve potential conflict of interests and they are required to receive regular training on anti-corruption.

### 反貪污

本集團制定《商業道德規範控制程序》的要求，與員工、供應商分別簽訂廉潔協議。此外，亦制定了《反商業賄賂程序》，整體內容包括合法經營、避免利益衝突、公平競爭等。本集團要求所有員工應遵守商業道德，員工不得索取或者收受不恰當形式或其他不正當利益，包括但不限於回扣、佣金、不當饋贈或招待；避免工作中的利益衝突。所有員工均需避免任何可能涉及潛在利益衝突的活動，並需接受定期的反貪污培訓。

### Whistleblowing Policy

Employees are encouraged to report any non-conformity or violation of the anti-bribery and corruption policy in writing to management directly or to our dedicated response team. All cases will be investigated in a timely and confidential manner and the personnel who are involved in whistleblowing will be protected.

The Group formulates the “Regulations for Management of Whistle-blowing and Appeals” which stipulates in detail the procedure of whistle-blowing, the methodology of investigation and the way of appeal by the person under investigation. Employees can complain or report in a confidential manner to the Group’s senior management through the General Manager’s letterbox, telephone, and face-to-face communication, etc. The Group protects the personal privacy and the related rights of the whistle-blower.

### Directors’ Responsibilities for Financial Reporting in Respect of the Financial Statements

The Directors are responsible for overseeing the preparation of financial statements of the Company with a view to ensuring that such financial statements give a true and fair view of the state of affairs of the Group and that relevant statutory and regulatory requirements are met and applicable accounting standards are complied with. The Board has received from the senior management the management accounts and such accompanying explanation and information as are necessary to enable the Board to make an informed assessment for approving the financial statements.

The Directors have acknowledged their responsibilities for preparing the financial statements of the Company for the year ended 31 December 2025.

There are no material uncertainties relating to events or conditions that may cast significant doubt on the Company’s ability to continue as a going concern.

### 舉報政策

我們鼓勵員工直接致函管理層或我們的專職回應小組，以報告任何不符合或違反反賄賂及貪污政策的情況。所有案件將會不時以保密方式進行調查，而牽涉舉報之人士將會受到保護。

本集團制定了《舉報及上訴管理規章》，詳細規定舉報程序、調查方法及受調查人士的上訴途徑。員工可通過總經理信箱、電話及當面交流等途徑向集團高層管理者投訴或告密。本集團保護告密者的個人私隱和相關權利。

### 董事就財務報表的財務報告責任

董事負責監督本公司財務報表的編製，以確保該等財務報表能夠真實和公平地反映本集團的事務狀況，以及確保符合相關法規及監管規定以及遵守適用會計準則。董事會已收到高級管理層提供的管理賬目和所需的附隨解釋及資料，以便就批准財務報表作出知情評審。

董事已確認其編製截至二零二五年十二月三十一日止年度本公司財務報表的責任。

並無任何可對本公司持續經營能力構成重大疑慮的事件或情況方面的任何重大不明朗因素。

## Internal Control and Risk Management

The Board acknowledges its responsibility for maintaining effective internal control and risk management systems to safeguard shareholder investments and the Group's assets on an ongoing basis and for reviewing the effectiveness of such system on an annual basis. Internal audits were carried out on all significant operation units of the Group on an ongoing basis. The senior management reviews and evaluates the control process, monitors any risk factors on a regular basis and reports to the Audit Committee on any findings and measures to address the variances and identified risks.

During the year under review, the Board conducted a review of the effectiveness of the internal control and risk management systems of the Group including the adequacy of resources, qualifications and experience of staff of the Company's accounting and financial reporting function, and their training programmes and budget. The Board is of the opinion that the internal control and risk management systems of the Group are effective and adequate. The Board is also reasonably satisfied that there are sufficient resources of staff with appropriate qualifications and experience in its accounting and financial reporting team and that sufficient training and budget have been provided.

## External Auditor and Auditor's Remuneration

The statement of the auditor of the Company about their report responsibilities on the financial statements of the Group is set out in the Independent Auditor's Report on pages 106 to 114 of this annual report.

For the year ended 31 December 2025, the remuneration payable to Ernst & Young, the Company's external auditor, for annual audit services provided to the Group and for non-audit services which comprise professional tax services, in aggregate amounted to RMB3.88 million and RMB0.95 million, respectively.

## 內部監控及風險管理

董事會確認其維持充足的內部監控及風險管理制度，以持續保障股東投資及本集團資產的責任，並會每年檢討有關制度的效用。我們持續對本集團所有主要經營單位進行內部審核。高級管理層檢討及評估監控過程，定期監察任何風險因素，並向審核委員會匯報任何發現及處理差異性及已識別風險的措施。

於回顧年度，董事會已檢討本集團內部監控及風險管理制度的效能，包括資源的足夠性、本公司負責會計及財務報告職能的員工的資歷及經驗，以及彼等的培訓計劃及預算。董事會認為本集團的內部監控及風險管理系統有效及充足。董事會亦合理信納其會計及財務報告團隊擁有足夠且具備合適資格與經驗的員工資源，並且已提供充足的培訓及預算。

## 外部核數師及核數師薪酬

本公司核數師對其就本集團財務報表報告責任的聲明載於本年度報告第106至114頁的獨立核數師報告。

截至二零二五年十二月三十一日止年度，就本公司外部核數師安永會計師事務所向本集團提供的年度審核服務和非審核服務（包括稅務專業服務），總計應付金額分別為人民幣3.88百萬元和人民幣0.95百萬元。

## Dividend Policy

The Company has a dividend policy (the “**Dividend Policy**”), pursuant to which the Company may distribute dividends to the Shareholders of the Company by way of (i) cash or (ii) shares. The profit distribution policy of the Company shall achieve continuity, stability and sustainability.

The Board will continually review the Dividend Policy from time to time and there can be no assurance that dividends will be paid in any particular amount for any given period. When considering the declaration and payment of dividends, the Board will take into account the Group’s financial results, business conditions and strategies and future operations and earnings.

The payment of dividend is also subject to any restrictions under the Laws of Hong Kong, the Companies Law of the Cayman Islands and the Articles of Association of the Company

## Shareholders’ Rights

### *Convening an extraordinary general meeting (“EGM”)*

Pursuant to Article 58 of the Articles of Association, Shareholders holding at the date of deposit of the requisition not less than one-tenth of the paid up capital of the Company carrying the right of voting at general meetings of the Company shall at all times have the right, by written requisition to the Board or the Company Secretary, to require an EGM to be called by the Board for the transaction of any business specified in such requisition; and such meeting shall be held within two months after the deposit of such requisition.

There are no provisions allowing Shareholders to move new resolutions at general meetings under the Cayman Islands Companies Law or the Articles of Association. Shareholders who wish to move a resolution may request the Company to convene a general meeting following the procedures set out in the preceding paragraph.

## 股息政策

本公司設有一項股息政策（「**股息政策**」），據此，本公司可透過(i)現金或(ii)股份方式向本公司股東派發股息。本公司的利潤分配政策應實現連續性、穩定性及可持續性。

董事會將不時檢討該股息政策，並不保證會在任何指定期間派付任何特定金額的股息。於考慮宣派及派付股息時，董事會將考慮本集團的財務業績、業務狀況及策略以及未來營運及盈利。

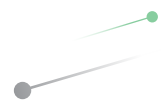
本公司能否派付股息亦受香港法律、開曼群島公司法及本公司章程細則規定所規限。

## 股東權利

### *召開本公司股東特別大會（「股東特別大會」）*

根據章程細則第58條，於遞呈要求日期持有不少於本公司繳足股本（賦有於本公司股東大會上投票的權利）十分之一的股東有權於任何時候透過向董事會或公司秘書提交書面要求，要求董事會召開股東特別大會，以處理有關要求中指明的任何事項；且該大會應於遞呈有關要求後兩個月內舉行。

於開曼群島公司法或章程細則中，概無條文容許股東於股東大會上動議新決議案。有意動議決議案的股東可依循上一段所述的程序要求本公司召開股東大會。



## Enquiries from Shareholders

Shareholders are welcome to send their enquiries and concerns to the Board addressing to the Company Secretary of the Company through the following channels with contact details as set out below:

- i) by mail to the Company's place of business at Unit C, 33/F, TML Tower, No. 3 Hoi Shing Road, Tsuen Wan, New Territories, Hong Kong; or
- ii) by email to [ir@leoch.com](mailto:ir@leoch.com).

## Proposals at Shareholders' Meetings

To safeguard shareholders' interests and rights, a separate resolution is proposed for each substantially separate issue at shareholders' meetings.

All resolutions put forward at shareholders' meetings will be voted by poll pursuant to the Listing Rules and poll results will be posted on the websites of the Company and of the Stock Exchange after each shareholders' meeting.

## Changes to Constitutional Documents

There were no changes to the constitutional documents of the Company during the year ended 31 December 2025, and the Company's constitutional documents are published on the websites of the Company and the Stock Exchange.

## Relationship with the Controlling Shareholders

The Company has received, from each of the Controlling Shareholders, an annual declaration on his/its compliance with the undertakings contained in the Deed of Non-Competition entered into by each of them in favour of the Company pursuant to which each of the Controlling Shareholders has individually, jointly, unconditionally and irrevocably undertaken and represented to the Company and each member of the Group that, among other things, he/it and his/its associates will not engage, directly or indirectly, in businesses which will or may compete with the business carried on or to be carried on by the Group. Details of the Deed of Non-Competition were disclosed in the Prospectus under the section headed "Relationship with Our Controlling Shareholders".

## 股東查詢

本公司歡迎股東透過本公司的公司秘書以下列聯絡方法向董事會提出查詢及表達意見，聯絡詳情載列如下：

- i) 郵寄至本公司營業地點香港新界荃灣海盛路3號TML廣場33樓C室；或
- ii) 電郵至 [ir@leoch.com](mailto:ir@leoch.com)。

## 於股東大會上提呈建議

為保障股東的利益及權利，本公司會就各重大獨立事項於股東大會提呈獨立決議案。

根據上市規則，所有於股東大會上提呈的決議案均須以投票方式表決，投票結果將於各股東大會舉行後在本公司及聯交所網站上刊登。

## 章程文件的變動

截至二零二五年十二月三十一日止年度，本公司章程文件概無任何變動，且本公司章程文件已刊載於本公司及聯交所的網頁。

## 與控股股東的關係

本公司已收到各控股股東就彼等遵守不競爭契據所載承諾的情況提供的年度聲明，不競爭契據由各控股股東以本公司為受益人而訂立，據此，各控股股東個別及共同向本公司及本集團每一成員公司無條件及不可撤回地承諾及聲明（其中包括），彼及其聯繫人士不會直接或間接從事將會或可能會與本公司進行或將進行的業務構成競爭的任何業務。有關不競爭契據的詳情於招股章程「與控股股東的關係」一節中披露。



The independent non-executive Directors have reviewed and have been satisfied that each of the Controlling Shareholders had complied with the Deed of Non-Competition for the year ended 31 December 2025.

### Communications with Shareholders and Investors

The Board believes that effective communication with shareholders is essential for enhancing investor relations and investors' understanding of the Group's business performance and strategies. The Company also recognizes the importance of transparency and timely disclosure of corporate information, which will enable shareholders and investors to make the best investment decisions.

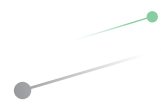
To promote effective communication, the Company adopts a shareholders' communication policy which sets out various communication channels for establishing a two-way relationship and communication between the Company and the Shareholders. The policy is reviewed on an annual basis to ensure its effectiveness. The Company maintains a website at [www.leoch.com](http://www.leoch.com) as a communication platform for shareholders and investors, where information and updates on the Group's business developments and operations, financial information and other information are available for public access. Shareholders and investors may write directly to the Company's principal place of business in Hong Kong for any inquiries.

獨立非執行董事已審閱並信納各控股股東於截至二零二五年十二月三十一日止年度已遵守不競爭契據。

### 與股東及投資者溝通

董事會相信，與股東有效溝通是加強投資者關係及加深投資者對本集團業務表現及策略的了解的關鍵。本公司亦認同保持透明度與及時披露公司資料的重要性，其可讓股東及投資者作出最佳的投資決策。

為促進有效溝通，本公司採納股東溝通政策，載列多種溝通方式以建立本公司與股東間的雙向關係及溝通。該政策會進行年度檢討，以確保其有效性。本公司設有網站[www.leoch.com](http://www.leoch.com)作為股東及投資者的溝通平台，其登載有關本集團業務發展及營運的資料及更新、財務資料及其他資料供公眾查閱。股東及投資者可直接致函本公司的香港主要營業地點查詢。



The Board considers that general meetings of the Company provide an important channel for shareholders to exchange views with the Board. The Chairman of the Board as well as the chairmen and/or other members of the Board committees have endeavored to be available to answer questions raised by the shareholders.

The Company continues to enhance communication and relationship with its investors. Designated senior management maintains regular dialogue with institutional investors and analysts to keep them informed of the Group's developments.

During the year, the Company has reviewed the implementation and effectiveness of the shareholders' communication policy through discussions amongst Board members during board meetings. The Company has reviewed communication activities and engagement with Shareholders conducted in 2025 and was satisfied with the implementation and effectiveness of the shareholders' communication policy which allowed Shareholders to engage actively with the Company.

### Company Secretary

The company secretary of the Company, Ms. LIN Jianan, is one of the employees of the Company.

Pursuant to Rule 3.29 of the Listing Rules, the Company Secretary must take no less than 15 hours of relevant professional training in each financial year. Ms. LIN has provided his training records to the Company indicating that she has not less than 15 hours of relevant professional training by means of attending in-house briefings, attending seminars and reading relevant guideline materials.

董事會認為，本公司股東大會為股東與董事會交換意見的重要途徑。董事會主席及其他董事會委員會主席及／或成員已盡可能回答股東的提問。

本公司不斷加強與投資者的溝通及關係。指定的高級管理層定期與機構投資者及分析員進行對話，讓彼等了解本集團的發展情況。

年內，本公司透過董事會成員在董事會會議上的討論，檢討股東溝通政策的實施及成效。本公司已審閱於二零二五年與股東進行的溝通活動及互動，並對股東溝通政策的執行及有效性表示滿意，該政策使股東能夠積極與本公司互動。

### 公司秘書

本公司的公司秘書林佳楠女士為本公司的其中一位僱員。

根據上市規則第3.29條，公司秘書必須在每個財政年度參加不少於15小時的相關專業培訓。林女士已向本公司提供培訓記錄，表示已透過出席內部簡報、出席討會及閱讀相關指引材料完成不少於15小時的相關專業培訓。



# Independent Auditor's Report 獨立核數師報告



**Ernst & Young**  
27/F, One Taikoo Place  
979 King's Road  
Quarry Bay, Hong Kong

安永會計師事務所  
香港鰂魚涌英皇道979號  
太古坊一座27樓

Tel 電話: +852 2846 9888  
Fax 傳真: +852 2868 4432  
ey.com

**To the shareholders of  
Leoch International Technology Limited**  
*(Incorporated in the Cayman Islands with limited liability)*

**致理士國際技術有限公司全體股東**  
*(於開曼群島註冊成立的有限公司)*

## OPINION

We have audited the consolidated financial statements of Leoch International Technology Limited (the “**Company**”) and its subsidiaries (the “**Group**”) set out on pages 115 to 322, which comprise the consolidated statement of financial position as at 31 December 2025, and the consolidated statement of profit or loss, the consolidated statement of comprehensive income, the consolidated statement of changes in equity and the consolidated statement of cash flows for the year then ended, and notes to the consolidated financial statements, including material accounting policy information.

In our opinion, the consolidated financial statements give a true and fair view of the consolidated financial position of the Group as at 31 December 2025, and of its consolidated financial performance and its consolidated cash flows for the year then ended in accordance with IFRS Accounting Standards (which also include International Accounting Standards (“**IASs**”) and Interpretations) as issued by the International Accounting Standards Board (the “**IASB**”) and have been properly prepared in compliance with the disclosure requirements of the Hong Kong Companies Ordinance.

## 意見

吾等已完成審核載於第115至322頁之理士國際技術有限公司（「**貴公司**」）及其附屬公司（「**貴集團**」）之綜合財務報表，其中包括於二零二五年十二月三十一日之綜合財務狀況表及截至該日止年度之綜合損益表、綜合全面收益表、綜合權益變動表及綜合現金流量表，以及綜合財務報表附註（包括重大會計政策資料）。

吾等認為，此等綜合財務報表已根據國際會計準則委員會（「**國際會計準則委員會**」）頒佈的國際財務報告準則會計準則（亦包含國際會計準則（「**國際會計準則**」）及詮釋）真實而公平地反映 貴集團於二零二五年十二月三十一日之綜合財務狀況及截至該日止年度之綜合財務表現及綜合現金流量，並已按照香港公司條例之披露規定妥為編製。

## BASIS FOR OPINION

We conducted our audit in accordance with Hong Kong Standards on Auditing (“**HKSAs**”) as issued by the Hong Kong Institute of Certified Public Accountants (“**HKICPA**”). Our responsibilities under those standards are further described in the Auditor’s responsibilities for the audit of the consolidated financial statements section of our report. We are independent of the Group in accordance with the HKICPA’s Code of Ethics for Professional Accountants (the “**Code**”), as applicable to audits of financial statements of public interest entities. We have also fulfilled our other ethical responsibilities in accordance with the Code. We believe that the audit evidence we have obtained is sufficient and appropriate to provide a basis for our opinion.

## KEY AUDIT MATTERS

Key audit matters are those matters that, in our professional judgement, were of most significance in our audit of the consolidated financial statements of the current period. These matters were addressed in the context of our audit of the consolidated financial statements as a whole, and in forming our opinion thereon, and we do not provide a separate opinion on these matters. For each matter below, our description of how our audit addressed the matter is provided in that context.

We have fulfilled the responsibilities described in the Auditor’s responsibilities for the audit of the consolidated financial statements section of our report, including in relation to these matters. Accordingly, our audit included the performance of procedures designed to respond to our assessment of the risks of material misstatement of the consolidated financial statements. The results of our audit procedures, including the procedures performed to address the matters below, provide the basis for our audit opinion on the accompanying consolidated financial statements.

## 意見之基準

吾等已根據香港會計師公會（「**香港會計師公會**」）頒佈之香港審計準則（「**香港審計準則**」）進行審核。吾等於該等準則項下之責任於吾等之報告核數師審核綜合財務報表之責任一節中進一步詳述。吾等根據香港會計師公會頒佈之適用於公眾利益實體審核財務報表之專業會計師職業道德守則（「**守則**」）獨立於 貴集團。吾等亦已根據守則履行吾等之其他道德責任。吾等相信，吾等所獲得的審核憑證充足及適當地為吾等的意見提供基準。

## 關鍵審核事項

關鍵審核事項乃根據吾等之專業判斷而言，於吾等審核本期綜合財務報表之最重要之事項。該等事項於吾等對綜合財務報表整體進行審核並就此達致吾等之意見時處理，吾等不會對該等事項提供單獨意見。就以下各事項而言，吾等於文中描述吾等之審核如何處理該事項。

吾等已履行於吾等之報告核數師審核綜合財務報表之責任一節所述之責任，包括與該等事項有關者。因此，吾等之審核包括執行旨在應對吾等對綜合財務報表重大錯誤陳述風險之評估之程序。吾等審核程序之結果，包括為處理以下事項執行之程序，為吾等就隨附綜合財務報表之審核意見提供基礎。

## KEY AUDIT MATTERS (continued)

## 關鍵審核事項 (續)

### Key audit matter

#### 關鍵審核事項

### How our audit addressed the key audit matter

#### 吾等之審核如何處理關鍵審核事項

#### *Inventory provision*

#### 存貨撥備

The Group is principally engaged in the manufacture, development and sale of lead-acid batteries and other related items. Since technology develops rapidly in the power solution industry, the Group's inventories were subject to risk of obsolescence. Significant judgements and estimates were involved in determining the amount of provision of slow-moving and obsolete inventories by management. As the inventory balance, which was amounting to RMB2,058 million and represented 13% of the total assets of the Group, was significant to the Group. In addition, the provision of inventories was made based on subjective estimates and assumptions concerning future consumption or sales of inventories. Thus, we identified this as a key audit matter.

貴集團主要從事製造、開發和銷售鉛酸蓄電池及其他相關產品。由於電源解決方案行業發展迅速，貴集團之存貨承受過時風險。於管理層釐定滯銷及陳舊存貨所計提撥備之金額時，涉及重大判斷及估計。由於存貨結餘（為人民幣2,058百萬元，佔貴集團資產總值之13%）對貴集團而言乃屬重大。此外，存貨撥備乃根據有關日後消耗或存貨銷售額之主觀估計及假設作出。因此，吾等將此識別為關鍵審核事項。

The disclosures about inventories are included in notes 2.4, 3, 6 and 21 to the financial statements.

有關存貨之披露載於財務報表附註2.4、3、6及21。

We obtained an understanding of management's process about how to identify the slow-moving and obsolete inventories and to calculate the amount of provision, then evaluated the design, implementation and operating effectiveness of key internal controls thereon.

吾等已了解管理層有關如何確定滯銷及陳舊存貨及計算撥備金額之程序，並其後評估相關主要內部控制的設計、實施及運作成效。

We evaluated the sales orders in hand for the purpose of identifying the slow-moving and obsolete inventories by checking, on a sampling basis, the sales orders and agreements, and assessing the estimated sales taking into account the historical evidence supporting underlying assumptions and current market conditions.

吾等已評估手頭銷售訂單，旨在通過抽樣核對銷售訂單及協議確定滯銷及陳舊存貨，並經考慮支持相關假設之歷史證據及現行市況評估估計銷售額。

We also checked the production records and sales of inventories made after the year end.

吾等亦已核對年末後之生產記錄及作出之存貨銷售。

For the net realisable value of the slow-moving and obsolete inventories identified, we checked samples of recent sales invoices for the value.

就所確定之滯銷及陳舊存貨之可變現淨值而言，吾等已核對近期銷售發票樣本之價值。

## KEY AUDIT MATTERS (continued)

## 關鍵審核事項 (續)

## Key audit matter

## 關鍵審核事項

## How our audit addressed the key audit matter

## 吾等之審核如何處理關鍵審核事項

**Impairment of trade receivables****貿易應收款項減值**

The trade receivable balance was significant to the Group, which amounted to RMB2,447 million and represented approximately 16% of the total assets as at 31 December 2025. Assessment of the recoverability of trade receivables involves a high level of management's judgement and significant estimation. During the year, management used a provision matrix to calculate expected credit losses for trade receivables. The matrix was initially based on the Group's historical default rates, and specific factors that management considered in the estimation of the rates including the type of customers, ageing of the balances and historical payment patterns. Management then calibrated the matrix to adjust the historical credit loss experience with forward-looking information, such as forecasted economic conditions.

貿易應收款項結餘對 貴集團而言乃屬重大，其金額為人民幣2,447百萬元，佔於二零二五年十二月三十一日之資產總值約16%。對貿易應收款項之可收回性作出評估時涉及高水平的管理層判斷及重大估計。年內，管理層採用撥備矩陣計量貿易應收款項之預期信貸虧損。該矩陣初始乃基於 貴集團的過往違約率及管理層於估計該等違約率時考慮的具體因素，包括客戶類型、結餘賬齡及過往支付模式。其後，管理層對矩陣進行校準，透過前瞻性資料（如預測經濟狀況）調整過往信貸虧損經驗。

The relevant disclosures are contained in notes 2.4, 3, 6 and 22 to the financial statements.

有關披露載於財務報表附註2.4、3、6及22。

We evaluated the design, implementation and operating effectiveness of key internal controls which govern credit control, debt collection and estimate of expected credit losses ("ECLs").

吾等已評估管理信貸控制、債務追討及預期信貸虧損（「預期信貸虧損」）估計之關鍵內部控制的設計、實施及運營有效性。

We assessed, on a sampling basis, whether items in the trade receivable ageing report were classified with the appropriate ageing bracket by comparing individual items in the report with the relevant sales invoices.

吾等按樣本基準透過比較報告中不同項目與相關銷售發票，評估貿易應收款項賬齡報告中的項目是否歸入適當的賬齡級別。

We assessed the adequacy of the ECL provision by (i) evaluating the reasonableness of management's assumptions used in establishing the ECL provision matrix; (ii) examining the information used by management to form such estimation, including testing the accuracy of historical default data, evaluating whether the historical loss rates were appropriately adjusted based on current economic conditions and forward-looking information; and (iii) examining the actual losses recorded during the current financial year.

吾等透過以下方式評估預期信貸虧損撥備之充足性：(i)評估管理層於建立預期信貸虧損撥備矩陣時採用假設之合理性；(ii)檢查管理層達致此等估計所採用之資料，包括檢測過往違約率數據之準確性及評估過往虧損率是否已根據現時經濟狀況及前瞻性資料進行適當調整；及(iii)檢查本財務年度錄得之實際虧損。

We checked the relevant disclosures in the consolidated financial statements.

吾等已核對載於綜合財務報表之有關披露。

### OTHER INFORMATION INCLUDED IN THE ANNUAL REPORT

The directors of the Company are responsible for the other information. The other information comprises the information included in the Annual Report, other than the consolidated financial statements and our auditor's report thereon.

Our opinion on the consolidated financial statements does not cover the other information and we do not express any form of assurance conclusion thereon.

In connection with our audit of the consolidated financial statements, our responsibility is to read the other information and, in doing so, consider whether the other information is materially inconsistent with the consolidated financial statements or our knowledge obtained in the audit or otherwise appears to be materially misstated. If, based on the work we have performed, we conclude that there is a material misstatement of this other information, we are required to report that fact. We have nothing to report in this regard.

### RESPONSIBILITIES OF THE DIRECTORS FOR THE CONSOLIDATED FINANCIAL STATEMENTS

The directors of the Company are responsible for the preparation of the consolidated financial statements that give a true and fair view in accordance with IFRS Accounting Standards which comprise standards and Interpretations issued by the IASB and the disclosure requirements of the Hong Kong Companies Ordinance, and for such internal control as the directors determine is necessary to enable the preparation of consolidated financial statements that are free from material misstatement, whether due to fraud or error.

### 載入年報之其他資料

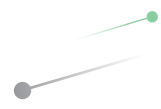
貴公司董事對其他資料負責。其他資料包括載入年度報告的資料，惟綜合財務報表及吾等的核數師報告除外。

吾等對綜合財務報表作出的意見並未涵蓋其他資料，且吾等不會就此發表任何形式的核證結論。

就吾等對綜合財務報表之審核而言，吾等的責任是閱讀其他資料，並在此過程中考慮其他資料是否與綜合財務報表或吾等在審核過程中獲悉的資料存在重大不符，或似乎存在重大錯誤陳述。倘若基於吾等已履行的工作，吾等認為其他資料出現重大錯誤陳述，吾等須報告該事實。吾等並無就此作出報告。

### 董事對綜合財務報表之責任

貴公司董事負責根據國際財務報告準則會計準則（包括國際會計準則委員會頒佈的準則及詮釋）及香港公司條例的披露規定編製呈列真實及公平意見的綜合財務報表，並進行董事確定屬必要的內部監控，以使編製綜合財務報表不存在因欺詐或錯誤導致的重大錯誤陳述。



## RESPONSIBILITIES OF THE DIRECTORS FOR THE CONSOLIDATED FINANCIAL STATEMENTS (continued)

In preparing the consolidated financial statements, the directors of the Company are responsible for assessing the Group's ability to continue as a going concern, disclosing, as applicable, matters related to going concern and using the going concern basis of accounting unless the directors of the Company either intend to liquidate the Group or to cease operations or have no realistic alternative but to do so.

The directors of the Company are assisted by the Audit Committee in discharging their responsibilities for overseeing the Group's financial reporting process.

## AUDITOR'S RESPONSIBILITIES FOR THE AUDIT OF THE CONSOLIDATED FINANCIAL STATEMENTS

Our objectives are to obtain reasonable assurance about whether the consolidated financial statements as a whole are free from material misstatement, whether due to fraud or error, and to issue an auditor's report that includes our opinion. Our report is made solely to you, as a body, and for no other purpose. We do not assume responsibility towards or accept liability to any other person for the contents of this report.

Reasonable assurance is a high level of assurance, but is not a guarantee that an audit conducted in accordance with HKSA's will always detect a material misstatement when it exists. Misstatements can arise from fraud or error and are considered material if, individually or in the aggregate, they could reasonably be expected to influence the economic decisions of users taken on the basis of these consolidated financial statements.

## 董事對綜合財務報表之責任 (續)

於編製綜合財務報表時，貴公司董事負責評估貴集團持續經營的能力，並在適用情況下披露與持續經營有關的事項，以及使用持續經營的會計基礎，除非貴公司董事有意將貴集團清盤或停止經營，或別無其他實際的替代方案。

貴公司董事由審核委員會協助履行其監督貴集團財務報告程序之責任。

## 核數師審核綜合財務報表之責任

吾等的目標是對綜合財務報表作為整體是否不存在由於欺詐或錯誤導致的重大錯誤陳述以及發佈載入吾等意見之核數師報告獲得合理保證。吾等的報告乃向閣下作為整體而作出，並無其他目的。吾等概不就本報告的內容對任何其他人士負責或承擔責任。

合理保證屬高水平之保證，惟並不保證根據香港審計準則進行的審核總能發現重大錯誤陳述。誤陳述可以由欺詐或錯誤引起，且倘單獨或匯總起來可合理預期會可能影響綜合財務報表使用者根據該等綜合財務報表所作出的經濟決定，則被視作重大錯誤陳述。



### AUDITOR'S RESPONSIBILITIES FOR THE AUDIT OF THE CONSOLIDATED FINANCIAL STATEMENTS *(continued)*

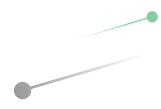
As part of an audit in accordance with HKSAs, we exercise professional judgement and maintain professional scepticism throughout the audit. We also:

- Identify and assess the risks of material misstatement of the consolidated financial statements, whether due to fraud or error, design and perform audit procedures responsive to those risks, and obtain audit evidence that is sufficient and appropriate to provide a basis for our opinion. The risk of not detecting a material misstatement resulting from fraud is higher than for one resulting from error, as fraud may involve collusion, forgery, intentional omissions, misrepresentations, or the override of internal control.
- Obtain an understanding of internal control relevant to the audit in order to design audit procedures that are appropriate in the circumstances, but not for the purpose of expressing an opinion on the effectiveness of the Group's internal control.
- Evaluate the appropriateness of accounting policies used and the reasonableness of accounting estimates and related disclosures made by the directors.

### 核數師審核綜合財務報表之責任 (續)

作為根據香港審計準則進行審計其中一部分，吾等在整個審核期間運用專業判斷並保持專業懷疑態度。吾等亦：

- 識別及評估由於欺詐或錯誤而導致綜合財務報表存在重大錯誤陳述的風險，設計及執行審計程序以應對該等風險，以及獲取充足及適當的審核憑證，作為吾等意見之基礎。由於欺詐可能涉及串謀、偽造、蓄意遺漏、虛假陳述，或凌駕於內部控制之上，因此未能發現因欺詐而導致出現重大錯誤陳述的風險高於未能發現因錯誤而導致出現重大錯誤陳述的風險。
- 了解與審核相關之內部控制，以設計在有關情況下屬適當之審核程序，但目的並非對貴集團內部控制之有效性發表意見。
- 評估董事所採用會計政策之適當性及作出會計估計及相關披露之合理性。



## AUDITOR'S RESPONSIBILITIES FOR THE AUDIT OF THE CONSOLIDATED FINANCIAL STATEMENTS *(continued)*

## 核數師審核綜合財務報表之責任 (續)

- Conclude on the appropriateness of the directors' use of the going concern basis of accounting and, based on the audit evidence obtained, whether a material uncertainty exists related to events or conditions that may cast significant doubt on the Group's ability to continue as a going concern. If we conclude that a material uncertainty exists, we are required to draw attention in our auditor's report to the related disclosures in the consolidated financial statements or, if such disclosures are inadequate, to modify our opinion. Our conclusions are based on the audit evidence obtained up to the date of our auditor's report. However, future events or conditions may cause the Group to cease to continue as a going concern.
- Evaluate the overall presentation, structure and content of the consolidated financial statements, including the disclosures, and whether the consolidated financial statements represent the underlying transactions and events in a manner that achieves fair presentation.
- Plan and perform the group audit to obtain sufficient appropriate audit evidence regarding the financial information of the entities or business units within the Group as a basis for forming an opinion on the consolidated financial statements. We are responsible for the direction, supervision and review of the audit work performed for purposes of the group audit. We remain solely responsible for our audit opinion.
- 對董事採用持續經營會計基礎之適當性作出結論，並根據所獲取的審核憑證，確定是否存在與事項或情況有關的重大不明朗因素，從而可能導致對 貴集團的持續經營能力產生重大疑慮。倘吾等認為存在重大不明朗因素，則有必要在核數師報告中提請注意綜合財務報表中之相關披露，或倘有關之披露不足，則修訂吾等之意見。吾等之結論乃基於直至核數師報告日期止所取得之審核憑證。然而，未來事項或情況可能導致 貴集團不能持續經營業務。
- 評估綜合財務報表之整體列報方式、結構及內容 (包括披露) 以及綜合財務報表是否公平反映相關交易及事項。
- 規劃並執行 貴集團審核，以就 貴集團內各實體或業務單位之財務資料獲取充足適當之審核憑證，以作為就綜合財務報表發表意見之基礎。吾等負責指導、監督及審閱為進行 貴集團審核而執行之審核工作。吾等須為吾等之審計意見承擔全部責任。



### AUDITOR'S RESPONSIBILITIES FOR THE AUDIT OF THE CONSOLIDATED FINANCIAL STATEMENTS *(continued)*

We communicate with the Audit Committee regarding, among other matters, the planned scope and timing of the audit and significant audit findings, including any significant deficiencies in internal control that we identify during our audit.

We also provide the Audit Committee with a statement that we have complied with relevant ethical requirements regarding independence and to communicate with them all relationships and other matters that may reasonably be thought to bear on our independence, and where applicable, actions taken to eliminate threats or safeguards applied.

From the matters communicated with the Audit Committee, we determine those matters that were of most significance in the audit of the consolidated financial statements of the current period and are therefore the key audit matters. We describe these matters in our auditor's report unless law or regulation precludes public disclosure about the matter or when, in extremely rare circumstances, we determine that a matter should not be communicated in our report because the adverse consequences of doing so would reasonably be expected to outweigh the public interest benefits of such communication.

The engagement partner on the audit resulting in this independent auditor's report is Man Lok Chau (practising certificate number: P05662).

**Ernst & Young**  
*Certified Public Accountants*  
Hong Kong  
31 March 2026

### 核數師審核綜合財務報表之責任 (續)

吾等與審核委員會就(其中包括)審核之計劃範圍及時間以及重大審核發現,包括吾等在審核中識別出內部監控之任何重大不足之處溝通。

吾等亦向審核委員會提交聲明,表明吾等已符合有關獨立性之相關道德要求,並與彼等溝通可能合理被認為會影響吾等獨立性的所有關係及其他事項以及所採取以消除威脅之行動或所實行之防範措施(如適用)。

從與審核委員會溝通之事項中,吾等確定該等對本期間綜合財務報表之審核最為重要的事項,因而構成關鍵審核事項。吾等在核數師報告中闡釋該等事項,除非法律或法規不允許公開披露此等事項,或在極端罕見的情況下,合理預期倘於吾等之報告中溝通某事項而造成的負面後果將會超過產生的公眾利益,則吾等決定不應在報告中溝通該事項。

出具本獨立核數師報告之審核項目合夥人為周文樂(執業證書編號:P05662)。

**安永會計師事務所**  
執業會計師  
香港  
二零二六年三月三十一日

# Consolidated Statement of Profit or Loss

## 綜合損益表

Year ended 31 December 2025  
截至二零二五年十二月三十一日止年度

		Notes 附註	2025 二零二五年 RMB'000 人民幣千元	2024 二零二四年 RMB'000 人民幣千元 (Restated) <sup>#</sup> (經重列) <sup>#</sup>
<b>CONTINUING OPERATIONS</b>				
	持續經營業務			
REVENUE	收益	5	10,574,153	9,959,982
Cost of sales	銷售成本		(9,636,760)	(8,563,434)
Gross profit	毛利		937,393	1,396,549
Other income and gains	其他收入及收益	5	121,575	267,301
Selling and distribution expenses	銷售及分銷開支		(328,470)	(337,292)
Administrative expenses	行政開支		(416,541)	(333,772)
Research and development costs	研發成本	6	(324,837)	(313,872)
Impairment losses on financial assets, net	金融資產減值虧損淨額	6	(14,036)	(53,215)
Other expenses	其他開支	7	(20,141)	(31,327)
Fair value losses on financial instruments measured at fair value through profit or loss, net	按公允價值變動計入損益計量的金融工具的公允價值虧損淨額	6	13,755	(44,709)
Change in fair value of investment properties	投資物業的公允價值變動	16	41,093	49,634
Finance costs	財務成本	8	(254,752)	(238,761)
(LOSS)/PROFIT BEFORE TAX FROM CONTINUING OPERATIONS	持續經營業務的稅前(虧損)/溢利	6	(244,961)	360,536
Income tax expense	所得稅開支	11	(24,999)	(27,461)
(LOSS)/PROFIT FOR THE YEAR FROM CONTINUING OPERATIONS	持續經營業務的本年度(虧損)/溢利		(269,960)	333,075
<b>DISCONTINUED OPERATIONS</b>				
Profit for the year from discontinued operations	已終止經營業務已終止經營業務的本年度溢利	12	79,293	267,661
(LOSS)/PROFIT FOR THE YEAR	本年度(虧損)/溢利		(190,667)	600,736

## Consolidated Statement of Profit or Loss 綜合損益表

Year ended 31 December 2025

截至二零二五年十二月三十一日止年度

		Notes 附註	2025 二零二五年 RMB'000 人民幣千元	2024 二零二四年 RMB'000 人民幣千元 (Restated) <sup>#</sup> (經重列) <sup>#</sup>
Attributable to:	以下人士應佔：			
Owners of the parent	母公司擁有人		<b>(173,900)</b>	603,627
Non-controlling interests	非控股權益		<b>(16,767)</b>	(2,891)
			<b>(190,667)</b>	600,736
(LOSS)/EARNINGS PER SHARE ATTRIBUTABLE TO ORDINARY EQUITY HOLDERS OF THE PARENT	母公司普通權益持有人應 佔每股(虧損)/溢利	14		
Basic	基本			
– For (loss)/profit for the year	– 本年度(虧損)/溢利		<b>RMB(0.12)</b> 人民幣(0.12)元	RMB0.44 人民幣0.44元
– For (loss)/profit from continuing operations	– 持續經營業務的 (虧損)/溢利		<b>RMB(0.19)</b> 人民幣(0.19)元	RMB0.25 人民幣0.25元
Diluted	攤薄			
– For (loss)/profit for the year	– 本年度(虧損)/溢利		<b>RMB(0.12)</b> 人民幣(0.12)元	RMB0.42 人民幣0.42元
– For (loss)/profit from continuing operations	– 持續經營業務的 (虧損)/溢利		<b>RMB(0.19)</b> 人民幣(0.19)元	RMB0.25 人民幣0.25元

# Consolidated Statement of Comprehensive Income

## 綜合全面收益表

Year ended 31 December 2025  
截至二零二五年十二月三十一日止年度

		Notes 附註	2025 二零二五年 RMB'000 人民幣千元	2024 二零二四年 RMB'000 人民幣千元 (Restated) <sup>#</sup> (經重列) <sup>#</sup>
(LOSS)/PROFIT FOR THE YEAR	本年度(虧損)/溢利		<b>(190,667)</b>	600,736
OTHER COMPREHENSIVE (LOSS)/ INCOME	其他全面(虧損)/收益			
Other comprehensive (loss)/income that may be reclassified to profit or loss in subsequent periods:	於隨後期間可重新分類至 損益的其他全面 (虧損)/收益：			
Debt investments at fair value through other comprehensive income:	按公允價值變動計入其 他全面收益的 債務投資：			
Changes in fair value	公允價值變動	23	<b>(230)</b>	461
Income tax effect	所得稅影響	31	<b>58</b>	(115)
			<b>(172)</b>	346
Exchange differences on translation of foreign operations	換算境外業務的匯兌差額		<b>(24,309)</b>	(29,411)
Net other comprehensive loss that may be reclassified to profit or loss in subsequent periods	於隨後期間可重新分類至 損益的其他全面虧損 淨額		<b>(24,481)</b>	(29,065)

## Consolidated Statement of Comprehensive Income 綜合全面收益表

Year ended 31 December 2025

截至二零二五年十二月三十一日止年度

		Notes 附註	2025 二零二五年 RMB'000 人民幣千元	2024 二零二四年 RMB'000 人民幣千元 (Restated) <sup>#</sup> (經重列) <sup>#</sup>
Other comprehensive loss that will not be reclassified to profit or loss in subsequent periods:	於隨後期間不會重新分類至損益的 其他全面虧損：			
Equity investments designated at fair value through other comprehensive income:	指定按公允價值變動計入其他全面收益的 權益性投資：			
Changes in fair value	公允價值變動	40	<b>1,519</b>	(10,806)
Income tax effect	所得稅影響	31	<b>(380)</b>	2
			<b>1,139</b>	(10,804)
			<b>(10,804)</b>	(13)
Exchange differences arising on translation of functional currency to presentation currency	由功能貨幣換算為呈列貨幣產生的匯兌差額		<b>48,999</b>	(4,545)
Net other comprehensive loss that will not be reclassified to profit or loss in subsequent periods	於隨後期間不會重新分類至損益的 其他全面虧損淨額		<b>50,138</b>	(15,349)
OTHER COMPREHENSIVE INCOME/ (LOSS) FOR THE YEAR, NET OF TAX	本年度其他全面收益/ (虧損)，扣除稅項		<b>25,657</b>	(44,414)
TOTAL COMPREHENSIVE (LOSS)/ INCOME FOR THE YEAR	本年度全面(虧損)/收益 總額		<b>(165,010)</b>	556,322
Attributable to:	以下人士應佔：			
Owners of the parent	母公司擁有人		<b>(149,826)</b>	558,239
Non-controlling interests	非控股權益		<b>(15,184)</b>	(1,917)
			<b>(165,010)</b>	556,322

<sup>#</sup> Details of the restatements are set out in note 2.2 to the consolidated financial statements.

<sup>#</sup> 重列詳情載於綜合財務報表附註2.2。

# Consolidated Statement of Financial Position

## 綜合財務狀況表

31 December 2025  
二零二五年十二月三十一日

		Notes 附註	31 December 2025 二零二五年 十二月三十一日 RMB'000 人民幣千元	31 December 2024 二零二四年 十二月三十一日 RMB'000 人民幣千元 (Restated) <sup>#</sup> (經重列) <sup>#</sup>
<b>NON-CURRENT ASSETS</b>	<b>非流動資產</b>			
Property, plant and equipment	物業、廠房及設備	15	2,470,297	3,073,482
Investment properties	投資物業	16	526,419	413,120
Right-of-use assets	使用權資產	17(a)	378,650	498,650
Goodwill	商譽	18	1,345	3,711
Other intangible assets	其他無形資產	19	857,151	798,121
Equity investments designated at fair value through other comprehensive income	指定按公允價值變動計入其他全面收益的權益性投資	20	2,912	1,393
Financial assets at fair value through profit or loss	按公允價值變動計入損益的金融資產	25	300,873	306,461
Prepayment and deposit for property, plant and equipment and right-of-use assets	預付款項及物業、廠房及設備訂金及使用權資產		39,282	63,383
Deferred tax assets	遞延稅項資產	31	65,693	91,241
<b>Total non-current assets</b>	<b>非流動資產總值</b>		<b>4,642,622</b>	5,249,562
<b>CURRENT ASSETS</b>	<b>流動資產</b>			
Inventories	存貨	21	2,058,398	3,365,229
Trade receivables	貿易應收款項	22	2,446,873	3,704,278
Debt investments at fair value through other comprehensive income	按公允價值變動計入其他全面收益的債務投資	23	156,214	161,166
Prepayments, other receivables and other assets	預付款項、其他應收款項及其他資產	24	399,519	663,340
Financial assets at fair value through profit or loss	按公允價值變動計入損益的金融資產	25	37,675	23,980
Pledged deposits	已抵押存款	26	537,069	662,028
Cash and cash equivalents	現金及現金等價物	26	658,179	743,975
Assets of a disposal group classified as held for distribution to owners	分類為持作分派予擁有人的出售組別資產	12	4,586,460	–
<b>Total current assets</b>	<b>流動資產總值</b>		<b>10,880,387</b>	9,323,996

<sup>#</sup> Details of the restatements are set out in note 2.2 to the consolidated financial statements.

<sup>#</sup> 重列詳情載於綜合財務報表附註2.2。

## Consolidated Statement of Financial Position 綜合財務狀況表

31 December 2025  
二零二五年十二月三十一日

			<b>31 December 2025 二零二五年 十二月三十一日 RMB'000 人民幣千元</b>	31 December 2024 二零二四年 十二月三十一日 RMB'000 人民幣千元 (Restated) <sup>#</sup> (經重列) <sup>#</sup>
<b>CURRENT LIABILITIES</b>	<b>流動負債</b>			
Trade and bills payables	貿易應付款項及應付票據	27	<b>2,855,679</b>	2,603,037
Other payables and accruals	其他應付款項及應計費用	28	<b>1,085,290</b>	1,094,771
Financial liabilities at fair value through profit or loss	按公允價值變動計入損益的金融負債	25	<b>7,431</b>	10,371
Interest-bearing bank and other borrowings	計息銀行及其他借貸	29	<b>4,401,002</b>	4,005,321
Lease liabilities	租賃負債	17(b)	<b>847</b>	22,802
Income tax payable	應付所得稅		<b>112,819</b>	284,491
			<b>8,463,068</b>	8,020,793
Liabilities directly associated with the assets classified as held for distribution to owners	與分類為持作分派予擁有人的資產直接相關的負債	12	<b>1,226,530</b>	-
Total current liabilities	流動負債總值		<b>9,689,598</b>	8,020,793
<b>NET CURRENT ASSETS</b>	<b>流動資產淨值</b>		<b>1,190,789</b>	1,303,203
<b>TOTAL ASSETS LESS CURRENT LIABILITIES</b>	<b>資產總值減流動負債</b>		<b>5,833,411</b>	6,552,765

<sup>#</sup> Details of the restatements are set out in note 2.2 to the consolidated financial statements.

<sup>#</sup> 重列詳情載於綜合財務報表附註2.2。

# Consolidated Statement of Financial Position 綜合財務狀況表

31 December 2025  
二零二五年十二月三十一日

		Notes 附註	31 December 2025 二零二五年 十二月三十一日 RMB'000 人民幣千元	31 December 2024 二零二四年 十二月三十一日 RMB'000 人民幣千元 (Restated) <sup>#</sup> (經重列) <sup>#</sup>
<b>NON-CURRENT LIABILITIES</b>	<b>非流動負債</b>			
Convertible bonds	可換股債券	30	–	68,960
Interest-bearing bank and other borrowings	計息銀行及其他借貸	29	<b>739,953</b>	1,116,210
Lease liabilities	租賃負債	17(b)	<b>1,662</b>	65,426
Pillar Two tax liabilities	第二支柱稅項負債		<b>3,274</b>	6,984
Deferred tax liabilities	遞延稅項負債	31	<b>97,815</b>	96,962
Deferred government grants	遞延政府補貼		<b>148,328</b>	142,209
Total non-current liabilities	非流動負債總額		<b>991,032</b>	1,496,751
Net assets	資產淨值		<b>4,842,379</b>	5,056,014
<b>EQUITY</b>	<b>權益</b>			
Equity attributable to owners of the parent	母公司擁有人應佔權益			
Share capital	股本	32	<b>123,571</b>	118,469
Equity component of convertible bonds	可換股債券的權益部分	30	–	26,623
Reserves	儲備	34	<b>4,313,564</b>	4,490,494
			<b>4,437,135</b>	4,635,586
Non-controlling interests	非控股權益		<b>405,244</b>	420,428
Total equity	權益總額		<b>4,842,379</b>	5,056,014

**Dong Li**  
董李  
Director  
董事

**Hong Yu**  
洪渝  
Director  
董事

<sup>#</sup> Details of the restatements are set out in note 2.2 to the consolidated financial statements.

<sup>#</sup> 重列詳情載於綜合財務報表附註2.2。

# Consolidated Statement of Changes in Equity

## 綜合權益變動表

Year ended 31 December 2025  
截至二零二五年十二月三十一日止年度

		Attributable to owners of the parent 母公司擁有人應佔											
		Share capital	Share premium account	Merger reserve	Equity component of convertible bonds 可換股債券的權益部分	Share option reserve	Fair value reserve 公允價值儲備	Statutory reserve fund 法定儲備金	Exchange fluctuation reserve 匯兌波動儲備	Retained profits	Total	Non-controlling interests	Total equity
		RMB'000	RMB'000	RMB'000	RMB'000	RMB'000	RMB'000	RMB'000	RMB'000	RMB'000	RMB'000	RMB'000	RMB'000
		人民幣千元	人民幣千元	人民幣千元	人民幣千元	人民幣千元	人民幣千元	人民幣千元	人民幣千元	人民幣千元	人民幣千元	人民幣千元	人民幣千元
Note		(note 32)	(note 34)	(note 34)	(note 30)	(note 34)	(note 34)	(note 34)	(note 34)	(note 34)	(note 34)	(note 34)	(note 34)
附註		(附註32)	(附註34)	(附註34)	(附註30)	(附註34)	(附註34)	(附註34)	(附註34)	(附註34)	(附註34)	(附註34)	(附註34)
At 31 December 2023	於二零二三年十二月三十一日	116,971	1,158,798*	281,301*	26,623	19,232*	(2,210)*	304,546*	(51,020)*	2,344,919*	4,199,162	389,478	4,588,640
Profit for the year (restated)	本年度溢利 (經重列)	-	-	-	-	-	-	-	-	603,627	603,627	(2,891)	600,736
Other comprehensive income for the year:	本年度其他全面收益：												
Changes in fair value of equity investments designated at fair value through other comprehensive income, net of tax	指定按公允價值變動計入其他全面收益的權益性投資的公允價值變動，扣除稅項	-	-	-	-	-	(10,804)	-	-	-	(10,804)	-	(10,804)
Changes in fair value of debt investments at fair value through other comprehensive income, net of tax	按公允價值變動計入其他全面收益的債務投資公允價值變動，扣除稅項	-	-	-	-	-	346	-	-	-	346	-	346
Exchange differences on translation of foreign operations	換算境外業務的匯兌差額	-	-	-	-	-	-	-	(34,930)	-	(34,930)	974	(33,956)
Total comprehensive income for the year (restated)	本年度全面收益總額 (經重列)	-	-	-	-	-	(10,458)	-	(34,930)	603,627	558,239	(1,917)	556,322
Acquisition of subsidiaries	收購附屬公司	-	-	-	-	-	-	-	-	-	-	32,867	32,867
Exercise of the share options	行使購股權	1,498	16,053	-	-	(5,573)	-	-	-	-	11,978	-	11,978
Dividends paid	已付股息	-	-	-	-	-	-	-	(138,150)	(138,150)	-	-	(138,150)
Appropriations to reserves	撥作儲備	-	-	-	-	-	-	87,639	-	(87,639)	-	-	-
Equity-settled share option arrangements	以權益結算的購股權安排	-	-	-	-	4,357	-	-	-	-	4,357	-	4,357
At 31 December 2024 (restated)	於二零二四年十二月三十一日 (經重列)	118,469	1,174,851*	281,301*	26,623	18,016*	(12,668)*	392,187*	(85,950)*	2,722,757*	4,635,586	420,428	5,056,014

# Consolidated Statement of Changes in Equity 綜合權益變動表

Year ended 31 December 2025  
截至二零二五年十二月三十一日止年度

		Attributable to owners of the parent 母公司擁有人應佔											
		Equity component										Non-controlling interests	Total equity
Share capital	Share premium account	Merger reserve	Convertible bonds	Share option reserve	Fair value reserve	Statutory reserve	Exchange fluctuation reserve	Retained profits	Total				
股本	股份溢價賬	合併儲備	可換股債券	購股權儲備	儲備	法定儲備金	匯兌波動	保留溢利	合計	非控股權益	權益總額		
RMB'000	RMB'000	RMB'000	RMB'000	RMB'000	RMB'000	RMB'000	RMB'000	RMB'000	RMB'000	RMB'000	RMB'000		
人民幣千元	人民幣千元	人民幣千元	人民幣千元	人民幣千元	人民幣千元	人民幣千元	人民幣千元	人民幣千元	人民幣千元	人民幣千元	人民幣千元		
(note 32)	(note 34)	(note 34)	(note 30)	(note 34)	(note 34)	(note 34)	(note 34)	(note 34)	(note 34)	(note 34)	(note 34)		
(附註32)	(附註34)	(附註34)	(附註30)	(附註34)	(附註34)	(附註34)	(附註34)	(附註34)	(附註34)	(附註34)	(附註34)		
At 31 December 2024 as previously reported	於二零二四年十二月三十一日 (按先前呈報)	118,469	1,174,851*	281,301*	26,623	18,016*	(12,668)*	392,187*	(85,950)*	2,685,523*	4,598,352	420,428	5,018,780
Effect of Change in accounting policies (note 2.2)	會計政策變動的影響 (附註2.2)	-	-	-	-	-	-	-	-	37,234	37,234	-	37,234
At 1 January 2025 (restated)	於二零二五年一月一日 (經重列)	118,469	1,174,851	281,301	26,623	18,016	(12,668)	392,187	(85,950)	2,722,757	4,635,586	420,428	5,056,014
Profit for the year	本年度溢利	-	-	-	-	-	-	-	-	(173,900)	(173,900)	(16,767)	(190,667)
Other comprehensive income for the year:	本年度其他全面收益：												
Changes in fair value of equity investments designated at fair value through other comprehensive income, net of tax	指定按公允價值變動計入其他全面收益的權益性投資的公允價值變動，扣除稅項	-	-	-	-	-	1,139	-	-	-	1,139	-	1,139
Changes in fair value of debt investments at fair value through other comprehensive income, net of tax	按公允價值變動計入其他全面收益的債務投資公允價值變動，扣除稅項	-	-	-	-	-	(172)	-	-	-	(172)	-	(172)
Exchange differences on translation of foreign operations	換算境外業務的匯兌差額	-	-	-	-	-	-	-	23,107	-	23,107	1,583	24,690
Total comprehensive income for the year	本年度全面收益總額	-	-	-	-	-	967	-	23,107	(173,900)	(149,826)	(15,184)	(165,010)
Exercise of the share options	行使購股權	2,761	33,748	-	-	(10,982)	-	-	-	-	25,527	-	25,527
Dividends paid	已付股息	-	-	-	-	-	-	-	-	(91,097)	(91,097)	-	(91,097)
Appropriations to reserves	撥作儲備	-	-	-	-	-	-	15,712	-	(15,712)	-	-	-
Conversion of convertible bonds	轉換可換股債券	2,341	36,853	-	(10,287)	-	-	-	-	-	28,907	-	28,907
Early redemption of convertible bonds	提早贖回可換股債券	-	4,374	-	(16,336)	-	-	-	-	-	(11,962)	-	(11,962)
At 31 December 2025	於二零二五年十二月三十一日	123,571	1,249,826*	281,301*	-	7,034*	(11,701)*	407,899*	(62,843)*	2,442,048*	4,437,135	405,244	4,842,379

\* These reserve accounts comprise the consolidated reserves of RMB4,313,564,000 (2024: RMB4,490,494,000) in the consolidated statement of financial position.

\* 此等儲備賬包括綜合財務狀況表內之綜合儲備人民幣4,313,564,000元(二零二四年：人民幣4,490,494,000元)。

# Consolidated Statement of Cash Flows

## 綜合現金流量表

Year ended 31 December 2025  
截至二零二五年十二月三十一日止年度

	Notes 附註	2025 二零二五年 RMB'000 人民幣千元	2024 二零二四年 RMB'000 人民幣千元 (Restated) <sup>#</sup> (經重列) <sup>#</sup>
<b>CASH FLOWS FROM OPERATING ACTIVITIES 經營業務所得現金流量</b>			
<b>ACTIVITIES</b>			
(Loss)/profit before tax:			
From continuing operations		<b>(244,961)</b>	360,536
From discontinued operations	12	<b>192,413</b>	383,438
Adjustments for:			
Finance costs	8&12	<b>278,960</b>	299,990
Interest income		<b>(13,243)</b>	(23,936)
Fair value (gain)/loss from financial assets at fair value through profit or loss, net		<b>(11,439)</b>	45,595
Fair value gain from financial liabilities at fair value through profit or loss, net		<b>(2,676)</b>	(3,261)
(Gain)/loss on disposal of items of property, plant and equipment		<b>(16,924)</b>	1,068
(Gain)/loss on lease termination		<b>348</b>	(232)
Depreciation of property, plant and equipment	15	<b>326,300</b>	348,576
Change in fair value of investment properties	16	<b>(41,093)</b>	(49,634)
Depreciation of right-of-use assets	17(a)	<b>51,606</b>	35,455
Amortisation of intangible assets	19	<b>274,905</b>	281,410
Amortisation of deferred government grants		<b>(13,775)</b>	(16,130)
Impairment of trade receivables		<b>33,164</b>	58,782
Write-down of inventories to net realisable value		<b>(36,085)</b>	29,905
Inventory damaged by flood	7	<b>1,856</b>	24,338
Dividend income from financial assets at fair value through profit or loss	5	<b>(15,806)</b>	(10,992)
Equity-settled share option expenses	6	<b>-</b>	4,357
		<b>763,550</b>	1,769,265

## Consolidated Statement of Cash Flows 綜合現金流量表

Year ended 31 December 2025  
截至二零二五年十二月三十一日止年度

	Notes 附註	2025 二零二五年 RMB'000 人民幣千元	2024 二零二四年 RMB'000 人民幣千元 (Restated) <sup>#</sup> (經重列) <sup>#</sup>
Decrease/(increase) in inventories	存貨減少／(增加)	444,405	(643,108)
Increase in trade receivables	貿易應收款項增加	(329,216)	(441,749)
Decrease in debt investments at fair value through other comprehensive income	按公允價值變動計入其他全面收益的債務投資減少	4,780	28,553
Decrease/(increase) in prepayments, other receivables and other assets	預付款項、其他應收款項及其他資產減少／(增加)	30,643	(19,225)
Decrease in financial assets at fair value through profit or loss	按公允價值變動計入損益的金融資產減少	–	349
Increase/(Decrease) in trade and bills payables	貿易應付款項及應付票據增加／(減少)	471,033	(425,818)
Decrease in other payables and accruals	其他應付款項及應計費用減少	(12,517)	(184,661)
Cash generated from operations	經營活動所得現金	1,372,678	83,606
Income tax paid	已付所得稅	(116,367)	(81,934)
Net cash flows from operating activities	經營活動所得現金流量淨額	1,256,311	1,672

## Consolidated Statement of Cash Flows 綜合現金流量表

Year ended 31 December 2025

截至二零二五年十二月三十一日止年度

	Notes 附註	2025 二零二五年 RMB'000 人民幣千元	2024 二零二四年 RMB'000 人民幣千元 (Restated) <sup>#</sup> (經重列) <sup>#</sup>
<b>CASH FLOWS FROM INVESTING ACTIVITIES</b>			
Interest received		13,243	23,936
Purchases of items of property, plant and equipment		(1,116,105)	(954,957)
Proceeds from disposal of items of property, plant and equipment		139,140	16,996
Increase in investment properties		(72,206)	–
Dividend income from financial assets at fair value through profit or loss	5	15,806	10,992
Proceeds from disposal of financial assets at fair value through profit or loss		981	1,596
Additions of financial assets at fair value through profit or loss		–	(49,345)
Additions of intangible assets	19	(338,816)	(256,467)
Additions of right-of-use assets	17(a)	(39,360)	(1,996)
Acquisition of subsidiaries		(38,516)	(116,663)
Withdrawal of pledged time deposits		92,966	303,739
Receipt of deferred government grants		19,894	11,710
Net cash flows used in investing activities		(1,322,973)	(1,010,459)

# Consolidated Statement of Cash Flows 綜合現金流量表

Year ended 31 December 2025  
截至二零二五年十二月三十一日止年度

	Notes 附註	2025 二零二五年 RMB'000 人民幣千元	2024 二零二四年 RMB'000 人民幣千元 (Restated) <sup>#</sup> (經重列) <sup>#</sup>
<b>CASH FLOWS FROM FINANCING ACTIVITIES</b>	<b>融資活動所得現金流量</b>		
Issue of shares, net of issuance expenses	32 股份發行，扣除發行開支	25,527	11,978
New bank borrowings	新借銀行借貸	7,435,911	8,392,414
Repayment of bank borrowings	償還銀行借貸	(6,899,161)	(7,769,867)
Interest paid	已付利息	(270,971)	(293,143)
Principal portion of lease payments	租賃付款本金部分	(34,113)	(18,668)
Dividends paid	已付股息	(91,097)	(138,150)
Repayments to non-controlling shareholders and senior management	向非控股股東及高級管理層還款	(28,000)	—
Proceeds from loans from related parties	關連人士貸款的所得款項	126,518	—
Payments for redemption of convertible bonds	贖回可換股債券的付款	(59,362)	—
Net cash flows from financing activities	融資活動所得現金流量淨額	205,252	184,564
<b>NET INCREASE/(DECREASE) IN CASH AND CASH EQUIVALENTS</b>	<b>現金及現金等價物增加／(減少) 淨額</b>	<b>138,590</b>	<b>(824,223)</b>
Cash and cash equivalents at beginning of year	於年初的現金及現金等價物	743,975	1,563,343
Effect of foreign exchange rate changes, net	匯率變動的影響淨額	17,689	4,855
<b>CASH AND CASH EQUIVALENTS AT END OF YEAR</b>	<b>於年末的現金及現金等價物</b>	<b>900,254</b>	<b>743,975</b>
<b>ANALYSIS OF BALANCES OF CASH AND CASH EQUIVALENTS</b>	<b>現金及現金等價物結餘分析</b>		
Cash and bank balances	26 現金及銀行結餘	900,254	743,975

<sup>#</sup> Details of the restatements are set out in note 2.2 to the consolidated financial statements.

重列詳情載於綜合財務報表附註2.2。

## Consolidated Statement of Cash Flows 綜合現金流量表

Year ended 31 December 2025

截至二零二五年十二月三十一日止年度

	Notes 附註	2025 二零二五年 RMB'000 人民幣千元	2024 二零二四年 RMB'000 人民幣千元 (Restated) <sup>#</sup> (經重列) <sup>#</sup>
Cash and cash equivalents as stated in the statement of financial position	財務狀況表呈列的現金及現金等價物	<b>658,179</b>	743,975
Cash and short term deposits attributable to a discontinued operations	歸屬於已終止經營業務的現金及短期存款	<b>242,075</b>	–
Cash and cash equivalents as stated in the statement of cash flows	現金流量表呈列的現金及現金等價物	<b>900,254</b>	743,975

# Notes to Financial Statements 財務報表附註

31 December 2025  
二零二五年十二月三十一日

## 1. CORPORATE AND GROUP INFORMATION

Leoch International Technology Limited (the “**Company**”) was incorporated in the Cayman Islands on 27 April 2010 as an exempted company with limited liability under the Companies Act, Chapter 22 (Act 3 of 1961, as consolidated and revised) of the Cayman Islands and the Company’s shares have been listed on the Stock Exchange of Hong Kong Limited (the “**Stock Exchange**”) since 16 November 2010. The registered office of the Company is located at the office of Conyers Trust Company (Cayman) Limited, and the address is at Cricket Square, Hutchins Drive, PO Box 2681, Grand Cayman, KY1-1111, Cayman Islands. The Company and its subsidiaries (collectively referred to as the “**Group**”) are principally engaged in power solutions business and the recycled lead business.

In the opinion of the directors of the Company (the “**Directors**”), the immediate holding company and the ultimate holding company of the Company is Master Alliance Investment Limited, a company incorporated in the British Virgin Islands and wholly owned by Dr. Dong Li.

With reference to the Company’s announcement published on 12 February 2025, the Company’s Board of Directors recommended the a distribution in specie of shares of Leoch Energy Inc. and its subsidiaries (the “**LEI Group**”) held directly by the Company (“**Proposed Distribution**”), conditional upon the passing of an ordinary resolution by the shareholders of the Company. Such ordinary resolution was passed in shareholders meeting on 7 January 2026.

## 1. 公司及集團資料

理士國際技術有限公司（「**本公司**」）乃於二零一零年四月二十七日根據開曼群島公司法（第22章）（一九六一年第3號法案，經綜合及修訂）在開曼群島註冊成立為獲豁免有限公司，而本公司股份自二零一零年十一月十六日起在香港聯合交易所有限公司（「**聯交所**」）上市。本公司的註冊辦事處位於Conyers Trust Company (Cayman) Limited的辦事處，地址為Cricket Square, Hutchins Drive, PO Box 2681, Grand Cayman, KY1-1111, Cayman Islands。本公司及其附屬公司（統稱為「**本集團**」）主要從事電源解決方案業務及回收鉛業務。

本公司董事（「**董事**」）認為，本公司直接控股公司及最終控股公司為於英屬處女群島註冊成立的Master Alliance Investment Limited，其由董李博士全資擁有。

茲提述本公司於二零二五年二月十二日刊發的公告，本公司董事會建議以實物分派方式，分派本公司直接持有的Leoch Energy Inc. 及其附屬公司（「**LEI集團**」）的股份（「**建議分派**」），惟須待本公司股東通過一項普通決議案後，方可作實。該普通決議案已於二零二六年一月七日於股東大會上通過。

# Notes to Financial Statements 財務報表附註

31 December 2025  
二零二五年十二月三十一日

## 1. CORPORATE AND GROUP INFORMATION (continued)

The consolidated assets and liabilities of LEI Group were classified as held for distribution to owners as at 31 December 2025 and the consolidated results of LEI Group for the year ended 31 December 2025 were presented in the consolidated financial statements as discontinued operations in accordance with IFRS 5, Non-current Assets Held for Sale and Discontinued Operations. The consolidated statement of profit or loss distinguished the discontinued operations from the continuing operations, and the comparative figures have been restated accordingly.

### Information about subsidiaries

Particulars of the Company's principal subsidiaries are as follows:

## 1. 公司及集團資料 (續)

根據國際財務報告準則第5號持作出售的非流動資產及已終止經營業務，於二零二五年十二月三十一日，LEI集團的綜合資產及負債已分類為持作分派予擁有人，而LEI集團於截至二零二五年十二月三十一日止年度的綜合業績已於綜合財務報表中呈列為已終止經營業務。綜合損益表已區分已終止經營業務與持續經營業務，而比較數字亦已相應重列。

### 有關附屬公司之資料

本公司主要附屬公司的詳情如下：

Subsidiaries 附屬公司	Date of incorporation/ registration 註冊成立/註冊日期	Place of incorporation/ registration and business 註冊成立/註冊 及營運地點	Issued and paid-up capital 已發行及繳足資本	Percentage of equity interest attributable to the Company 本公司 應佔股本權益百分比		Principal activities 主要業務
				Direct 直接 %	Indirect 間接 %	
江蘇理士電池有限公司 (Leoch Battery (Jiangsu) Corp.) ("Jiangsu Leoch") (i)	11 March 2003	PRC/Chinese mainland*	RMB577,909,382	-	100	Investment holding and manufacture and sale of lead- acid batteries
江蘇理士電池有限公司 (「江蘇理士」) (i)	二零零三年三月十一日	中國/中國內地*	人民幣577,909,382元			投資控股、製造和銷售鉛酸蓄電池
肇慶理士電源技術有限公司 (Zhaoqing Leoch Battery Technology Co., Ltd.) ("Zhaoqing Leoch") (ii)	9 May 2005	PRC/Chinese mainland *	US\$103,780,000	-	100	Investment holding and manufacture and sale of lead- acid batteries
肇慶理士電源技術有限公司 (「肇慶理士」) (ii)	二零零五年五月九日	中國/中國內地*	103,780,000美元			投資控股、製造和銷售鉛酸蓄電池
安徽力普拉斯電源技術有限公司 (Anhui Uplus Energy Technology Co., Ltd.) ("Anhui Uplus") (iii)	26 July 2006	PRC/Chinese mainland *	US\$10,000,000	-	100	Manufacture and sale of lead-acid batteries
安徽力普拉斯電源技術有限公司 (「安徽力普拉斯」) (iii)	二零零六年七月二十六日	中國/中國內地*	10,000,000美元			製造和銷售鉛酸蓄電池
深圳市理士新能源發展有限公司 (Leoch Shenzhen Renewable Energy Co., Ltd.) ("Leoch New Energy") (i)	26 April 1999	PRC/Chinese mainland *	RMB882,030,381	-	100	Investment holding and sale of lead-acid batteries
深圳市理士新能源發展有限公司 (「理士新能源」) (i)	一九九九年四月二十六日	中國/中國內地*	人民幣882,030,381元			投資控股和銷售鉛酸蓄電池

## 1. CORPORATE AND GROUP INFORMATION (continued)

## 1. 公司及集團資料 (續)

## Information about subsidiaries (continued)

## 有關附屬公司之資料 (續)

Subsidiaries 附屬公司	Date of incorporation/ registration 註冊成立/註冊日期	Place of incorporation/ registration and business 註冊成立/註冊 及營運地點	Issued and paid-up capital 已發行及繳足資本	Percentage of equity interest attributable to the Company 本公司 應佔股本權益百分比		Principal activities 主要業務
				Direct 直接 %	Indirect 間接 %	
Leoch Battery Corporation ("Leoch Battery Corp.")	17 June 2003	USA**	US\$3,256,000	-	100	Sale of lead-acid batteries
Leoch Battery Corporation ("Leoch Battery Corp.")	二零零三年六月十七日	美國**	3,256,000美元			銷售鉛酸蓄電池
Leoch Battery Company Limited ("Leoch Battery Company")	25 April 2007	Hong Kong	HK\$1,000,000	-	100	Investment holding and sale of lead-acid batteries
Leoch Battery Company Limited ("Leoch Battery Company")	二零零七年四月二十五日	香港	1,000,000港元			投資控股和銷售鉛酸蓄電池
Leoch Battery Pte. Ltd. ("Leoch Battery Pte.")	5 April 2010	Singapore	SG\$2,000,000	-	100	Sale of lead-acid batteries
Leoch Battery Pte. Ltd. ("Leoch Battery Pte.")	二零一零年四月五日	新加坡	2,000,000新加坡元			銷售鉛酸蓄電池
Leoch International Holding Pte. Ltd. ("Leoch International Holding")	21 April 2011	Singapore	SG\$1	-	100	Investment holding
Leoch International Holding Pte. Ltd. ("Leoch International Holding")	二零一一年四月二十一日	新加坡	1新加坡元			投資控股
安徽理士電源技術有限公司 (Anhui Leoch Power Supply Corp.) ("Anhui Leoch Power") (i)	26 October 2010	PRC/Chinese mainland *	RMB625,817,381	-	100	Manufacture and sale of lead-acid batteries
安徽理士電源技術有限公司 ("安徽理士電源") (i)	二零一零年十月二十六日	中國/中國內地*	人民幣625,817,381元			製造和銷售鉛酸蓄電池
Energymax Power (M) Sdn Bhd ("Energymax")	10 July 2016	Malaysia	MYR40,000,000	-	51	Manufacture and sale of lead-acid batteries
Energymax Power (M) Sdn Bhd ("Energymax")	二零一六年七月十日	馬來西亞	40,000,000 馬來西亞令吉			製造和銷售鉛酸蓄電池
太和縣大華能源科技有限公司 (Taihe Dahua Energy Technology Co., Ltd.) ("Taihe Dahua") (i)	9 January 2017	PRC/Chinese mainland *	RMB110,000,000	-	60	Recycling and remanufacture of lead from batteries disposed of
太和縣大華能源科技有限公司 ("太和縣大華") (i)	二零一七年一月九日	中國/中國內地*	人民幣110,000,000元			廢舊蓄電池回收及再生產鉛

# Notes to Financial Statements 財務報表附註

31 December 2025  
二零二五年十二月三十一日

## 1. CORPORATE AND GROUP INFORMATION (continued)

### Information about subsidiaries (continued)

## 1. 公司及集團資料 (續)

### 有關附屬公司之資料 (續)

Subsidiaries 附屬公司	Date of incorporation/ registration 註冊成立/註冊日期	Place of incorporation/ registration and business 註冊成立/註冊 及營運地點	Issued and paid-up capital 已發行及繳足資本	Percentage of equity interest attributable to the Company 本公司 應佔股本權益百分比		Principal activities 主要業務
				Direct 直接 %	Indirect 間接 %	
Leoch Battery (Vietnam) Limited	29 September 2017	Vietnam	US\$3,750,000	-	100	Manufacture and sale of lead-acid batteries
Leoch Battery (Vietnam) Limited	二零一七年九月二十九日	越南	3,750,000美元			製造和銷售鉛酸蓄電池
Leoch Super Power (Vietnam) Limited	29 September 2017	Vietnam	US\$2,100,000	-	100	Manufacture and sale of lead-acid batteries
Leoch Super Power (Vietnam) Limited	二零一七年九月二十九日	越南	2,100,000美元			製造和銷售鉛酸蓄電池
深圳理士電源發展有限公司 (Shenzhen Leoch Power Development Co., Ltd.) (i)	21 September 2020	PRC/Chinese mainland *	RMB10,000,000	-	100	Sale of lead-acid batteries
深圳理士電源發展有限公司(i)	二零二零年九月二十一日	中國/中國內地*	人民幣10,000,000元			銷售鉛酸蓄電池
安徽理士新能源發展有限公司 (Anhui Leoch Renewable Energy Development Co., Ltd.) ("Anhui Leoch Energy") (i)	3 September 2018	PRC/Chinese mainland *	RMB350,000,000	-	100	Manufacture and sale of lithium batteries
安徽理士新能源發展有限公司 (「安徽理士新能源」) (i)	二零一八年九月三日	中國/中國內地*	人民幣350,000,000元			製造及銷售鋰電池
深圳理士實業發展有限公司(i)	24 March 2021	PRC/Chinese mainland *	RMB10,000,000		100	Sale of lead-acid batteries
深圳理士實業發展有限公司(i)	二零二一年三月二十四日	中國/中國內地*	人民幣10,000,000元			銷售鉛酸蓄電池

\* PRC represents the People's Republic of China which excludes, for the purpose of this report, the Hong Kong Special Administrative Region of the PRC, the Macau Special Administrative Region of the PRC and Taiwan.

\*\* USA represents the United States of America.

(i) The company is registered as limited companies under PRC law.

(ii) These entities are registered as wholly-foreign-owned enterprises under PRC law.

\* 中國指中華人民共和國，就本報告而言，不包括中國香港特別行政區、中國澳門特別行政區及台灣。

\*\* 美國指美利堅合眾國。

(i) 該公司根據中國法律註冊為有限公司。

(ii) 該等實體根據中國法律註冊為外商獨資企業。

## 1. CORPORATE AND GROUP INFORMATION *(continued)*

### Information about subsidiaries *(continued)*

The above table lists the subsidiaries of the Company which, in the opinion of the Directors, principally affected the results for the year or formed a substantial portion of the net assets of the Group. To give details of other subsidiaries would, in the opinion of the Directors, result in particulars of excessive length.

### 2.1 BASIS OF PREPARATION

These financial statements have been prepared in accordance with IFRS Accounting Standards (which include all International Financial Reporting Standards, International Accounting Standards (“IASs”) and Interpretations) as issued by the International Accounting Standards Board (the “IASB”), and the disclosure requirements of the Hong Kong Companies Ordinance. They have been prepared under the historical cost convention, except for equity investments designated at fair value through other comprehensive income, investment properties, debt investments at fair value through other comprehensive income, financial assets at fair value through profit or loss, and financial liabilities at fair value through profit or loss which have been measured at fair value. These financial statements are presented in Renminbi (“RMB”) and all values are rounded to the nearest thousand except when otherwise indicated.

## 1. 公司及集團資料 (續)

### 有關附屬公司之資料 (續)

上表列出董事認為對本集團本年度業績有重大影響或佔本集團資產淨值之重大部分之本公司之附屬公司。董事認為列出其他附屬公司之詳情會使篇幅過於冗長。

### 2.1 編製基準

該等財務報表乃根據國際會計準則委員會（「國際會計準則委員會」）頒佈的國際財務報告準則會計準則（包括所有國際財務報告準則、國際會計準則（「國際會計準則」）及詮釋）以及香港公司條例的披露規定編製。該等財務報表乃按照歷史成本慣例編製，惟指定按公允價值變動計入其他全面收益的權益性投資、投資物業、按公允價值變動計入其他全面收益的債務投資、按公允價值變動計入損益的金融資產及按公允價值變動計入損益的金融負債已按公允價值計量。該等財務報表以人民幣（「人民幣」）呈列，除另有指明外，所有價值均調整至最接近的千元。

## Notes to Financial Statements 財務報表附註

31 December 2025  
二零二五年十二月三十一日

### 2.1 BASIS OF PREPARATION (continued)

#### Basis of consolidation

The consolidated financial statements include the financial statements of the Group for the year ended 31 December 2025. A subsidiary is an entity (including a structured entity), directly or indirectly, controlled by the Company. Control is achieved when the Group is exposed, or has rights, to variable returns from its involvement with the investee and has the ability to affect those returns through its power over the investee (i.e., existing rights that give the Group the current ability to direct the relevant activities of the investee).

Generally, there is a presumption that a majority of voting rights results in control. When the Company has less than a majority of the voting or similar rights of an investee, the Group considers all relevant facts and circumstances in assessing whether it has power over an investee, including:

- (a) the contractual arrangement with the other vote holders of the investee;
- (b) rights arising from other contractual arrangement; and
- (c) the Group's voting rights and potential voting rights.

### 2.1 編製基準 (續)

#### 合併基準

該等綜合財務報表包括本集團於截至二零二五年十二月三十一日止年度的財務報表。附屬公司乃本公司直接或間接控制之實體（包括結構性實體）。當本集團就參與被投資公司營運所得之可變動回報有風險承擔或享有權利，並能夠向被投資公司運用其權力以影響回報金額（即現存之權利以致本集團能夠指示被投資公司之相關活動），即代表本集團擁有控制權。

於一般情況下均存在多數投票權形成控制權之推定。倘本公司擁有被投資公司的投票權或類似權利少於大多數，則本集團於評估其是否擁有對被投資公司之權力時會考慮一切相關事實及情況，包括：

- (a) 與被投資公司其他投票持有人之合約安排；
- (b) 其他合約安排所產生之權利；及
- (c) 本集團之投票權及潛在投票權。

## 2.1 BASIS OF PREPARATION (continued)

### Basis of consolidation (continued)

The financial statements of the subsidiaries are prepared for the same reporting period as the Company, using consistent accounting policies. The results of subsidiaries are consolidated from the date on which the Group obtains control, and continue to be consolidated until the date that such control ceases.

Profit or loss and each component of other comprehensive income are attributed to the owners of the parent of the Group and to the non-controlling interests, even if this results in the non-controlling interests having a deficit balance. All intra-group assets and liabilities, equity, income, expenses and cash flows relating to transactions between members of the Group are eliminated in full on consolidation.

The Group reassesses whether or not it controls an investee if facts and circumstances indicate that there are changes to one or more of the three elements of control described above. A change in the ownership interest of subsidiaries, without a loss of control, is accounted for as an equity transaction.

If the Group loses control over subsidiaries, it derecognises the related assets (including goodwill) liabilities, any non-controlling interest and the exchange fluctuation reserve; and recognises the fair value of any investment retained and any resulting surplus or deficit in profit or loss. The Group's share of components previously recognised in other comprehensive income is reclassified to profit or loss or retained profits, as appropriate, on the same basis as would be required if the Group had directly disposed of the related assets or liabilities.

## 2.1 編製基準 (續)

### 合併基準 (續)

附屬公司與本公司之財務報表之報告期間相同，並採用一致之會計政策編製。附屬公司之業績由本集團取得控制權之日起計綜合入賬，並繼續綜合入賬至該等控制權終止之時為止。

損益及其他全面收益各項目歸屬於本集團母公司之擁有人及非控股權益，即使導致非控股權益結餘出現虧絀。與本集團成員公司間交易有關的所有集團內部資產及負債、股權、收入、開支及現金流已於綜合賬目時全數對銷。

倘有事實及情況顯示上述三項控制權要素其中一項或多項出現變動，本集團會重新評估其是否對被投資方擁有控制權。附屬公司擁有權權益之變動（並未失去控制權）乃按權益交易處理。

倘本集團失去對附屬公司之控制權，則其終止確認相關資產（包括商譽）及負債、任何非控股權益及匯兌波動儲備；及確認所保留任何投資之公允價值及損益賬中任何因此產生之盈餘或虧絀。先前於其他全面收益內確認的本集團股份部分，按照本集團直接出售有關資產或負債之相同基準重新分類至損益或保留溢利（如適當）。

### 2.2 CHANGES IN ACCOUNTING POLICIES AND DISCLOSURES

#### (i) New and amended IFRSs

The Group has adopted amendments to IAS 21 Lack of Exchangeability for the first time for the current year's financial statements. The Group has not early adopted any other standard or amendment that has been issued but is not yet effective.

Amendments to IAS 21 specify how an entity shall assess whether a currency is exchangeable into another currency and how it shall estimate a spot exchange rate at a measurement date when exchangeability is lacking. The amendments require disclosures of information that enable users of financial statements to understand the impact of a currency not being exchangeable. As the currencies that the Group had transacted in and the functional currencies of overseas subsidiaries for translation into the Group's presentation currency were exchangeable, the amendments did not have any impact on the Group's financial statements.

### 2.2 會計政策及披露事項的變動

#### (i) 新訂及經修訂國際財務報告準則

本集團已於本年度財務報表首次採納國際會計準則第21號修訂本缺乏可兌換性。本集團並無提早採納已頒佈但尚未生效的任何其他準則或修訂本。

國際會計準則第21號的修訂本訂明，當缺乏可兌換性時，實體應如何評估一種貨幣是否可兌換為另一種貨幣，以及如何估計其於計量日的即期匯率。該等修訂本要求披露資料，以使財務報表使用者了解不可兌換貨幣的影響。由於本集團進行交易的貨幣及海外附屬公司用以換算為本集團呈列貨幣的功能貨幣屬可兌換，因此該等修訂本對本集團的財務報表並無任何影響。

## 2.2 CHANGES IN ACCOUNTING POLICIES AND DISCLOSURES (continued)

### (ii) Change in the measurement of investment properties (“Change in Measurement of IP”):

In previous years, the Group’s investment properties were stated at cost less subsequent accumulated depreciation and any accumulated impairment losses. During the current year, the Group has changed its accounting policy with respect to the measurement of investment properties from using the cost model to fair value model. Under the fair value model, after initial recognition, the Group measures these investment properties at fair value at each reporting date, with changes in the fair value recognised in the consolidated statement of profit or loss. Where investment properties are carried at their fair value, there is a rebuttable presumption that the amount of deferred tax recognised is measured using the tax rates that would apply on sale of those assets at their carrying value at the reporting date.

The Group believes the new policy more suitably reflects the value of the investment properties and will aid comparability with other listed companies, so the change in accounting policy provides more relevant information to the users of financial statements. The Group also assesses that depreciated replacement cost approach is the appropriate valuation technique to determine the fair value of the investment properties of the Group when compared to other valuation techniques. These changes have been applied retrospectively and the relevant comparative amounts have been restated accordingly. The quantitative impact on the financial statements is summarised below.

## 2.2 會計政策及披露事項的變動 (續)

### (ii) 投資物業計量的變更 (「投資物業計量變更」):

於過往年度，本集團的投資物業按成本減其後累計折舊及任何累計減值虧損列賬。於本年度，本集團已變更其投資物業計量的會計政策，由成本模式變更為公允價值模式。根據公允價值模式，於初步確認後，本集團於各報告日期按公允價值計量該等投資物業，而公允價值變動於綜合損益表確認。凡投資物業按公允價值列賬，即存在一項可推翻假設，即所確認遞延稅項的金額乃採用按該等資產於報告日期的賬面值出售時適用的稅率計量。

本集團認為，新政策更能合適地反映投資物業的價值，並有助與其他上市公司進行比較，因此該會計政策變更能為財務報表使用者提供更相關的資料。本集團亦評估，與其他估值技術相比，折舊重置成本法乃釐定本集團投資物業公允價值的適當估值技術。該等變更已追溯應用，而相關比較金額亦已相應重列。對財務報表的量化影響概述如下。

## Notes to Financial Statements 財務報表附註

31 December 2025  
二零二五年十二月三十一日

### 2.2 CHANGES IN ACCOUNTING POLICIES AND DISCLOSURES (continued)

#### (ii) Change in the measurement of investment properties (“Change in Measurement of IP”): (continued)

Impact on the consolidated statements of financial position:

### 2.2 會計政策及披露事項的變動 (續)

#### (ii) 投資物業計量的變更 (「投資物業計量變更」): (續)

對綜合財務狀況表的影響：

		Increase 增加	
		<b>As at 31 December 2025</b>	As at 31 December 2024
		於二零二五年 十二月 三十一日 <b>RMB\$'000</b> 人民幣千元	於二零二四年 十二月 三十一日 RMB\$'000 人民幣千元
Assets	資產		
Investment properties	投資物業	<b>90,738</b>	49,645
Liabilities	負債		
Deferred tax liabilities	遞延稅項負債	<b>22,684</b>	12,411
Net assets	資產淨值		
Reserves	儲備	<b>68,054</b>	37,234

2.2 CHANGES IN ACCOUNTING  
POLICIES AND DISCLOSURES  
(continued)2.2 會計政策及披露事項的變  
動 (續)(ii) Change in the measurement of  
investment properties (“Change in  
Measurement of IP”): (continued)(ii) 投資物業計量的變更 (「投資  
物業計量變更」): (續)Impact on the consolidated statements of profit or  
loss:

對綜合損益表的影響：

		Increase/(Decrease) 增加／(減少) For the year ended 31 December 截至十二月三十一日止年度	
		2025 二零二五年 RMB\$'000 人民幣千元	2024 二零二四年 RMB\$'000 人民幣千元
Change in fair value of investment properties	投資物業的公允價值變動	41,093	49,634
Administrative expenses	行政開支	-	(11)
Income tax expense	所得稅開支	10,273	12,411
<b>Net impact for the year</b>	<b>本年度影響淨額</b>	<b>30,820</b>	<b>37,234</b>
<b>Earnings per share Basic and diluted (RMB)</b>	<b>每股盈利 基本及攤薄 (人民幣元)</b>	<b>0.02</b>	<b>0.03</b>

### 2.2 CHANGES IN ACCOUNTING POLICIES AND DISCLOSURES (continued)

#### (ii) Change in the measurement of investment properties (“Change in Measurement of IP”): (continued)

The adjustment has been applied as of the beginning of the earliest period presented and has been consistently applied throughout all relevant prior periods. The cumulative effect of the adjustment is reflected in the opening balances of equity for the earliest period presented.

The Change in Measurement of IP did not have any material impact on the consolidated statement of financial position as at 1 January 2024 and the consolidated statements of cash flows for the years ended 31 December 2025 and 2024.

### 2.2 會計政策及披露事項的變動 (續)

#### (ii) 投資物業計量的變更 (「投資物業計量變更」): (續)

該調整已於最早呈列期間的期初應用，並於所有相關過往期間貫徹應用。該調整的累積影響反映在最早呈列期間的期初權益結餘中。

投資物業計量變更，對截至二零二四年一月一日的綜合財務狀況表，以及截至二零二五年及二零二四年十二月三十一日止年度的綜合現金流量表，並無任何重大影響。

## 2.3 ISSUED BUT NOT YET EFFECTIVE IFRS ACCOUNTING STANDARDS

The Group has not applied the following new and amended IFRS Accounting Standards, that have been issued but are not yet effective, in these financial statements. The Group intends to apply these new and amended IFRS Accounting Standards, if applicable, when they become effective.

IFRS 18	<i>Presentation and Disclosure in Financial Statements<sup>2</sup></i>
IFRS 19 and its amendments	<i>Subsidiaries without Public Accountability; Disclosures<sup>2</sup></i>
Amendments to IFRS 9 and IFRS 7	<i>Amendments to the Classification and Measurement of Financial Instruments<sup>1</sup></i>
Amendments to IFRS 9 and IFRS 7	<i>Contracts Referencing Nature-dependent Electricity<sup>1</sup></i>
Amendments to IFRS 10 and IAS 28	<i>Sale or Contribution of Assets between an Investor and its Associate or Joint Venture<sup>3</sup></i>
Amendments to IAS 21	<i>Translation to a Hyperinflationary Presentation Currency<sup>2</sup></i>
Annual Improvements to IFRS Accounting Standards – Volume 11	<i>Amendments to IFRS 1, IFRS 7, IFRS 9, IFRS 10 and IAS 7<sup>1</sup></i>

- <sup>1</sup> Effective for annual periods beginning on or after 1 January 2026
- <sup>2</sup> Effective for annual/reporting periods beginning on or after 1 January 2027
- <sup>3</sup> No mandatory effective date yet determined but available for adoption

## 2.3 已頒佈惟未生效的國際財務報告準則會計準則

本集團於該等財務報表內並無應用以下已頒佈惟未生效的新訂及經修訂國際財務報告準則會計準則。本集團擬於該等新訂及經修訂國際財務報告準則會計準則（如適用）生效時予以應用。

國際財務報告準則第18號	於財務報表的呈列及披露 <sup>2</sup>
國際財務報告準則第19號及其修訂本	非公共受託責任附屬公司：披露 <sup>2</sup>
國際財務報告準則第9號及國際財務報告準則第7號的修訂本	金融工具分類及計量的修訂 <sup>1</sup>
國際財務報告準則第9號及國際財務報告準則第7號的修訂本	涉及依賴自然能源生產電力的合同 <sup>1</sup>
國際財務報告準則第10號及國際會計準則第28號的修訂本	投資者與其聯營公司或合營企業的資產銷售或出資 <sup>3</sup>
國際會計準則第21號的修訂本	換算為惡性通貨膨脹的呈列貨幣
國際財務報告準則會計準則的年度改進—第11冊	國際財務報告準則第1號、國際財務報告準則第7號、國際財務報告準則第9號、國際財務報告準則第10號及國際會計準則第7號的修訂本 <sup>1</sup>

- <sup>1</sup> 於二零二六年一月一日或之後開始的年度期間生效
- <sup>2</sup> 於二零二七年一月一日或之後開始的年度／報告期間生效
- <sup>3</sup> 尚未釐定強制生效日期惟可供採納

### 2.3 ISSUED BUT NOT YET EFFECTIVE IFRS ACCOUNTING STANDARDS (continued)

Further information about those IFRS Accounting Standards that are expected to be applicable to the Group is described below.

IFRS 18 replaces IAS 1 *Presentation of Financial Statements*. While a number of sections have been brought forward from IAS 1 with limited changes, IFRS 18 introduces new requirements for presentation within the statement of profit or loss, including specified totals and subtotals. Entities are required to classify all income and expenses within the statement of profit or loss into one of the five categories: operating, investing, financing, income taxes and discontinued operations and to present two new defined subtotals. It also requires disclosures about management-defined performance measures in a single note and introduces enhanced requirements on the grouping (aggregation and disaggregation) and the location of information in both the primary financial statements and the notes. Some requirements previously included in IAS 1 are moved to IAS 8 Accounting Policies, Changes in Accounting Estimates and Errors, which is renamed as IAS 8 Basis of Preparation of Financial Statements. As a consequence of the issuance of IFRS 18, limited, but widely applicable, amendments are made to IAS 7 Statement of Cash Flows, IAS 33 Earnings per Share and IAS 34 Interim Financial Reporting. In addition, there are minor consequential amendments to other IFRS Accounting Standards. IFRS 18 and the consequential amendments to other IFRS Accounting Standards are effective for annual periods beginning on or after 1 January 2027 with earlier application permitted. Retrospective application is required. The Group is currently analysing the new requirements and assessing the impact of IFRS 18 on the presentation and disclosure of the Group's financial statements.

### 2.3 已頒佈惟未生效的國際財務報告準則會計準則 (續)

預期將適用於本集團的國際財務報告準則會計準則的更多資料如下載列。

國際財務報告準則第18號取代國際會計準則第1號*財務報表的呈列*。儘管許多章節乃出自國際會計準則第1號並作出有限改動，國際財務報告準則第18號引入於損益表內呈列的新規定，包括列明總額及小計。實體須將損益表內所有收入及開支分類為以下五個類別之一：經營、投資、融資、所得稅及已終止經營業務，並呈列兩個新界定的小計。當中亦要求於單獨的附註中披露管理層界定的表現計量，並對主要財務報表及附註中的資料分組（匯總及拆分）及位置提出更嚴格要求。先前載於國際會計準則第1號的若干規定已轉移至國際會計準則第8號會計政策、會計估計更改及錯誤更正（重新命名為國際會計準則第8號財務報表的編製基準）。由於頒佈國際財務報告準則第18號，國際會計準則第7號現金流量表、國際會計準則第33號每股盈利及國際會計準則第34號中期財務報告亦作出有限但廣泛適用的修訂。此外，其他國際財務報告準則會計準則亦作出相應的輕微修訂。國際財務報告準則第18號及其他國際財務報告準則會計準則的相應修訂將於二零二七年一月一日或之後開始的年度期間生效，允許提早應用，並須追溯應用。本集團現正就該等新規定進行分析，並評估國際財務報告準則第18號對本集團財務報表之呈列及披露的影響。

## 2.3 ISSUED BUT NOT YET EFFECTIVE IFRS ACCOUNTING STANDARDS (continued)

IFRS 19 allows eligible entities to elect to apply reduced disclosure requirements while still applying the recognition, measurement and presentation requirements in other IFRS Accounting Standards. To be eligible, at the end of the reporting period, an entity must be a subsidiary as defined in IFRS 10 *Consolidated Financial Statements*, cannot have public accountability and must have a parent (ultimate or intermediate) that prepares consolidated financial statements available for public use which comply with IFRS Accounting Standards. IFRS 19 was amended in 2025 to (i) remove disclosure objectives from IFRS 19; (ii) reduce the disclosure requirements relating to supplier finance arrangements and a specific class of financial liabilities; and (iii) replace disclosure requirements relating to management-defined performance measures with a cross-reference to IFRS 18 for entities that use these measures. Earlier application is permitted. As the Company is a listed company, it is not eligible to elect to apply IFRS 19 and its amendments. Some of the Company's subsidiaries are considering the application of IFRS 19 and its amendments in their specified financial statements.

## 2.3 已頒佈惟未生效的國際財務報告準則會計準則 (續)

國際財務報告準則第19號允許合資格實體選擇應用經削減的披露規定，同時仍應用其他國際財務報告準則會計準則之確認、計量及呈列規定。為符合資格，於報告期末，實體必須為國際財務報告準則第10號綜合財務報表所界定的附屬公司，且並無公共受託責任，以及必須擁有一間遵從國際財務報告準則會計準則編製可供公眾使用之綜合財務報表的母公司（最終或中間控股公司）。國際財務報告準則第19號於二零二五年已予修訂，以(i)移除國際財務報告準則第19號中的披露目標；(ii)減少與供應商融資安排及特定類別金融負債相關的披露規定；及(iii)對於採用管理層界定的表現計量的實體，以相互參照國際財務報告準則第18號的方式取代相關披露規定。允許提早應用。由於本公司為一間上市公司，故並不符合資格選擇應用國際財務報告準則第19號及其修訂本。本公司若干附屬公司正在考慮應用國際財務報告準則第19號及其修訂本編製其特定財務報表。

### 2.3 ISSUED BUT NOT YET EFFECTIVE IFRS ACCOUNTING STANDARDS *(continued)*

Amendments to IFRS 9 and IFRS 7 Amendments to the Classification and Measurement of Financial Instruments clarify the date on which a financial asset or financial liability is derecognised and introduce an accounting policy option to derecognise a financial liability that is settled through an electronic payment system before the settlement date if specified criteria are met. The amendments clarify how to assess the contractual cash flow characteristics of financial assets with environmental, social and governance and other similar contingent features. Moreover, the amendments clarify the requirements for classifying financial assets with non-recourse features and contractually linked instruments. The amendments also include additional disclosures for investments in equity instruments designated at fair value through other comprehensive income and financial instruments with contingent features. The amendments shall be applied retrospectively with an adjustment to opening retained profits (or other component of equity) at the initial application date. Prior periods are not required to be restated and can only be restated without the use of hindsight. Earlier application of either all the amendments at the same time or only the amendments related to the classification of financial assets is permitted. The amendments are not expected to have any significant impact on the Group's financial statements.

### 2.3 已頒佈惟未生效的國際財務報告準則會計準則 *(續)*

國際財務報告準則第9號及國際財務報告準則第7號的修訂本金融工具分類及計量的修訂澄清金融資產或金融負債的終止確認日期，並引入一項會計政策選擇，在達致特定標準的情況下，終止確認於結算日期之前通過電子支付系統結算的金融負債。該等修訂澄清如何評估具有環境、社會及管治以及其他類似或然特性的金融資產的合約現金流特性。此外，該等修訂澄清對具有無追索權特性的金融資產及合約掛鈎工具進行分類的規定。該等修訂亦包括對指定按公允價值變動計入其他全面收益的權益工具及具有或然特性的金融工具之投資的額外披露規定。該等修訂須追溯應用，並於初始應用日對期初保留溢利（或權益的其他組成部分）進行調整。過往期間毋須重列，且僅可在不作出預知的情況下重列。允許同時提早應用所有該等修訂或僅應用與金融資產分類相關的修訂。該等修訂預期不會對本集團的財務報表產生任何重大影響。

## 2.3 ISSUED BUT NOT YET EFFECTIVE IFRS ACCOUNTING STANDARDS *(continued)*

Amendments to IFRS 9 and IFRS 7 Contracts Referencing Nature-dependent Electricity clarify the application of the “own-use” requirements for in-scope contracts and amend the designation requirements for a hedged item in a cash flow hedging relationship for in-scope contracts. The amendments also include additional disclosures that enable users of financial statements to understand the effects these contracts have on an entity’s financial performance and future cash flows. The amendments relating to the own-use exception shall be applied retrospectively. Prior periods are not required to be restated and can only be restated without the use of hindsight. The amendments relating to the hedge accounting shall be applied prospectively to new hedging relationships designated on or after the date of the initial application. Earlier application is permitted. The amendments to IFRS 9 and IFRS 7 shall be applied at the same time. The amendments are not expected to have any significant impact on the Group’s financial statements.

## 2.3 已頒佈惟未生效的國際財務報告準則會計準則 (續)

國際財務報告準則第9號及國際財務報告準則第7號的修訂本涉及依賴自然能源生產電力的合同澄清範圍內合同「自用」規定的應用，並修訂範圍內合同現金流量對沖關係中被對沖項目的指定規定。該等修訂亦包括額外披露規定，令財務報表使用者能夠了解該等合同對實體財務表現及未來現金流量的影響。有關自用例外情況的修訂須追溯應用。過往期間毋須重列，且僅可在不作出預知的情況下重列。有關對沖會計的修訂須前瞻應用於首次應用日期或之後指定的新對沖關係。允許提早應用。國際財務報告準則第9號及國際財務報告準則第7號的修訂本須同時應用。該等修訂預期不會對本集團的財務報表產生任何重大影響。

### 2.3 ISSUED BUT NOT YET EFFECTIVE IFRS ACCOUNTING STANDARDS (continued)

Amendments to IFRS 10 and IAS 28 address an inconsistency between the requirements in IFRS 10 and in IAS 28 in dealing with the sale or contribution of assets between an investor and its associate or joint venture. The amendments require a full recognition of a gain or loss resulting from a downstream transaction when the sale or contribution of assets constitutes a business. For a transaction involving assets that do not constitute a business, a gain or loss resulting from the transaction is recognised in the investor's profit or loss only to the extent of the unrelated investor's interest in that associate or joint venture. The amendments are to be applied prospectively. The previous mandatory effective date of amendments to IFRS 10 and IAS 28 was removed by the IASB. However, the amendments are available for adoption now.

Amendments to IAS 21 Translation to a Hyperinflationary Presentation Currency require the translation from a non-hyperinflationary functional currency into a hyperinflationary presentation currency at the closing rate. The amendments also require an entity whose functional currency and presentation currency are the currency of a hyperinflationary economy to restate the comparative amounts of a foreign operation whose functional currency is that of a non-hyperinflationary economy, by applying the general price index, in accordance with paragraph 34 of IAS 29 Financial Reporting in Hyperinflationary Economies, to the foreign operation's comparative figures. The amendments introduce certain additional disclosures. Earlier application is permitted. The amendments are not expected to have any significant impact on the Group's financial statements.

### 2.3 已頒佈惟未生效的國際財務報告準則會計準則 (續)

國際財務報告準則第10號及國際會計準則第28號的修訂本針對國際財務報告準則第10號與國際會計準則第28號在處理投資者與其聯營公司或合營企業之間的出售或注資方面規定的不一致性。該等修訂規定當出售或注資構成一項業務時，須全面確認下游交易造成的收益或虧損。就涉及不構成業務的資產的交易而言，來自有關交易的收益或虧損僅在非相關投資者於該聯營公司或合營企業中利益範圍內確認投資者的損益。該等修訂按前瞻基準應用。國際會計準則理事會取消了之前對國際財務報告準則第10號及國際會計準則第28號的修訂本的強制生效日期。然而，該等修訂目前可供採納。

國際會計準則第21號的修訂本換算為惡性通貨膨脹的呈列貨幣規定以收市匯率從非惡性通貨膨脹的功能貨幣換算至惡性通貨膨脹的呈列貨幣。該等修訂亦規定，功能貨幣及呈列貨幣同屬惡性通貨膨脹經濟貨幣的實體，須根據國際會計準則第29號惡性通貨膨脹經濟中的財務報告第34段，對功能貨幣為非惡性通貨膨脹經濟貨幣的海外業務的比較數字應用一般物價指數予以重列。該等修訂引入若干額外披露規定。允許提早應用。該等修訂預期不會對本集團的財務報表產生任何重大影響。

## 2.3 ISSUED BUT NOT YET EFFECTIVE IFRS ACCOUNTING STANDARDS (continued)

*Annual Improvements to IFRS Accounting Standards – Volume 11* set out amendments to IFRS 1, IFRS 7 (and the accompanying Guidance on implementing IFRS 7), IFRS 9, IFRS 10 and IAS 7. Details of the amendments that are expected to be applicable to the Group are as follows:

- IFRS 7 *Financial Instruments: Disclosures*: The amendments have updated certain wording in paragraph B38 of IFRS 7 and paragraphs IG1, IG14 and IG20B of the Guidance on implementing IFRS 7 for the purpose of simplification or achieving consistency with other paragraphs in the standard and/or with the concepts and terminology used in other standards. In addition, the amendments clarify that the Guidance on *implementing IFRS 7* does not necessarily illustrate all the requirements in the referenced paragraphs of IFRS 7 nor does it create additional requirements. Earlier application is permitted. The amendments are not expected to have any significant impact on the Group's financial statements.
- IFRS 9 *Financial Instruments*: The amendments clarify that when a lessee has determined that a lease liability has been extinguished in accordance with IFRS 9, the lessee is required to apply paragraph 3.3.3 of IFRS 9 and recognise any resulting gain or loss in profit or loss. However, the amendments do not address how a lessee distinguishes between a lease modification as defined in IFRS 16 and an extinguishment of a lease liability in accordance with IFRS 9. In addition, the amendments have updated certain wording in paragraph 5.1.3 of IFRS 9 and Appendix A of IFRS 9 to remove potential confusion. Earlier application is permitted. The amendments are not expected to have any significant impact on the Group's financial statements.

## 2.3 已頒佈惟未生效的國際財務報告準則會計準則 (續)

國際財務報告準則會計準則的年度改進—第11冊載列國際財務報告準則第1號、國際財務報告準則第7號(及實施國際財務報告準則第7號的隨附指引)、國際財務報告準則第9號、國際財務報告準則第10號及國際會計準則第7號的修訂本。預期適用於本集團的修訂詳情如下：

- 國際財務報告準則第7號**金融工具：披露**：該等修訂已更新國際財務報告準則第7號第B38段及實施國際財務報告準則第7號的指引第IG1、IG14及IG20B段的若干措辭，以簡化或與準則的其他段落及／或其他準則所用的概念及術語達致一致性。此外，該等修訂澄清實施國際財務報告準則第7號的指引未必說明國際財務報告準則第7號參考段落的所有規定，亦未必增設額外規定。允許提早應用。該等修訂預期不會對本集團的財務報表產生任何重大影響。
- 國際財務報告準則第9號**金融工具**：該等修訂澄清當承租人根據國際財務報告準則第9號釐定租賃負債已終止時，承租人須應用國際財務報告準則第9號第3.3.3段，並於損益中確認所產生的任何收益或虧損。然而，該等修訂並未處理承租人如何區分國際財務報告準則第16號所界定的租賃修訂與根據國際財務報告準則第9號終止租賃負債。此外，該等修訂已更新國際財務報告準則第9號第5.1.3段及國際財務報告準則第9號附錄A的若干措辭，以消除潛在混淆。允許提早應用。該等修訂預期不會對本集團的財務報表產生任何重大影響。

### 2.3 ISSUED BUT NOT YET EFFECTIVE IFRS ACCOUNTING STANDARDS (continued)

*Annual Improvements to IFRS Accounting Standards – Volume 11* set out amendments to IFRS 1, IFRS 7 (and the accompanying Guidance on implementing IFRS 7), IFRS 9, IFRS 10 and IAS 7. Details of the amendments that are expected to be applicable to the Group are as follows: (continued)

- IFRS 10 *Consolidated Financial Statements*: The amendments clarify that the relationship described in paragraph B74 of IFRS 10 is just one example of various relationships that might exist between the investor and other parties acting as de facto agents of the investor, which removes the inconsistency with the requirement in paragraph B73 of IFRS 10. Earlier application is permitted. The amendments are not expected to have any significant impact on the Group's financial statements.
- IAS 7 *Statement of Cash Flows*: The amendments replace the term "cost method" with "at cost" in paragraph 37 of IAS 7 following the prior deletion of the definition of "cost method". Earlier application is permitted. The amendments are not expected to have any impact on the Group's financial statements.

### 2.3 已頒佈惟未生效的國際財務報告準則會計準則 (續)

*國際財務報告準則會計準則的年度改進 – 第11冊*載列國際財務報告準則第1號、國際財務報告準則第7號(及實施國際財務報告準則第7號的隨附指引)、國際財務報告準則第9號、國際財務報告準則第10號及國際會計準則第7號的修訂本。預期適用於本集團的修訂詳情如下：(續)

- 國際財務報告準則第10號*綜合財務報表*：該等修訂澄清國際財務報告準則第10號第B74段所述的關係僅為投資者與作為投資者實際代理的其他各方之間可能存在的各種關係的其中一個例子，移除與國際財務報告準則第10號第B73段的規定的不一致性。允許提早應用。該等修訂預期不會對本集團的財務報表產生任何重大影響。
- 國際會計準則第7號*現金流量表*：於先前刪除「成本法」的定義後，該等修訂於國際會計準則第7號第37段以「按成本」一詞取代「成本法」。允許提早應用。該等修訂預期不會對本集團的財務報表產生任何影響。

## 2.4 MATERIAL ACCOUNTING POLICIES

### Business combinations and goodwill

Business combinations are accounted for using the acquisition method. The consideration transferred is measured at the acquisition date fair value which is the sum of the acquisition date fair values of assets transferred by the Group, liabilities assumed by the Group to the former owners of the acquiree and the equity interests issued by the Group in exchange for control of the acquiree. For each business combination, the Group elects whether to measure the non-controlling interests in the acquiree at fair value or at the proportionate share of the acquiree's identifiable net assets. All other components of non-controlling interests are measured at fair value. Acquisition-related costs are expensed as incurred.

The Group determines that it has acquired a business when the acquired set of activities and assets includes an input and a substantive process that together significantly contribute to the ability to create outputs.

When the Group acquires a business, it assesses the financial assets and liabilities assumed for appropriate classification and designation in accordance with the contractual terms, economic circumstances and pertinent conditions as at the acquisition date. This includes the separation of embedded derivatives in host contracts of the acquiree.

If the business combination is achieved in stages, the previously held equity interest is remeasured at its acquisition date fair value and any resulting gain or loss is recognised in profit or loss or other comprehensive income, as appropriate.

## 2.4 重大會計政策

### 業務合併及商譽

業務合併乃以購買法入賬。轉讓之代價乃以收購日期的公允價值計算，該公允價值為本集團轉讓的資產於收購日期的公允價值、本集團自被收購方之前度擁有人承擔的負債，及本集團發行以換取被收購方控制權的股本權益的總和。於各業務合併中，本集團選擇是否以公允價值或被收購方可識別資產淨值的應佔比例，計算於被收購方的非控股權益。非控股權益的一切其他成分乃按公允價值計量。收購相關成本於產生時列為開支。

當所獲得之一系列活動及資產包括一項投入及一個實質過程且兩者共同為創造產出的能力作出重大貢獻，本集團確定已收購一項業務。

當本集團收購一項業務時，會根據合約條款、於收購日期的經濟環境及相關條件，評估將承接的金融資產及負債，以作出適當的分類及標示，其中包括分離被收購方主合約中的嵌入式衍生工具。

倘業務合併分階段進行，以往持有的股本權益會以收購日期的公允價值重新計量，任何因此帶來的利益或虧損於損益或其他全面收益（如適用）中確認。

## 2.4 MATERIAL ACCOUNTING POLICIES (continued)

### Business combinations and goodwill (continued)

Any contingent consideration to be transferred by the acquirer is recognised at fair value at the acquisition date. Contingent consideration classified as an asset or liability is measured at fair value with changes in fair value recognised in profit or loss. Contingent consideration that is classified as equity is not remeasured and subsequent settlement is accounted for within equity.

Goodwill is initially measured at cost, being the excess of the aggregate of the consideration transferred, the amount recognised for non-controlling interests and any fair value of the Group's previously held equity interests in the acquiree over the identifiable assets acquired and liabilities assumed. If the sum of this consideration and other items is lower than the fair value of the net assets acquired, the difference is, after reassessment, recognised in profit or loss as a gain on bargain purchase.

After initial recognition, goodwill is measured at cost less any accumulated impairment losses. Goodwill is tested for impairment annually or more frequently if events or changes in circumstances indicate that the carrying value may be impaired. The Group performs its annual impairment test of goodwill as at 31 December. For the purpose of impairment testing, goodwill acquired in a business combination is, from the acquisition date, allocated to each of the Group's cash-generating units, or groups of cash-generating units, that are expected to benefit from the synergies of the combination, irrespective of whether other assets or liabilities of the Group are assigned to those units or groups of units.

## 2.4 重大會計政策 (續)

### 業務合併及商譽 (續)

將由收購方轉讓的任何或然代價於收購日期按公允價值確認。分類為資產或負債的或然代價按公允價值計量且其變動於損益確認。分類為權益的或然代價不會重新計量，其後結算於權益列賬。

商譽初始按成本計量，即已轉讓代價、已確認非控股權益金額及本集團先前持有被收購方股本權益的任何公允價值之總額超出所收購可識別資產及所承擔負債的差額。倘此代價及其他項目的總和低於所收購資產淨值的公允價值，則再評估後的差額於損益確認為議價收購所得利益。

於初始確認後，商譽按成本減任何累計減值虧損計量。商譽須每年進行減值測試，若有事件發生或情況改變顯示賬面值可能減值，則會更頻密地進行測試。本集團將於十二月三十一日進行商譽的年度減值測試。為進行減值測試，無論本集團其他資產或負債是否已分配至現金產生單位或現金產生單位組別，因業務合併而購入的商譽自收購日期起分配至預期可從合併產生的協同效益中獲益的本集團各現金產生單位或現金產生單位組別。



## 2.4 MATERIAL ACCOUNTING POLICIES (continued)

### Business combinations and goodwill (continued)

Impairment is determined by assessing the recoverable amount of the cash-generating unit (group of cash-generating units) to which the goodwill relates. Where the recoverable amount of the cash-generating unit (group of cash-generating units) is less than the carrying amount, an impairment loss is recognised. An impairment loss recognised for goodwill is not reversed in a subsequent period.

Where goodwill has been allocated to a cash-generating unit (or group of cash-generating units) and part of the operation within that unit is disposed of, the goodwill associated with the operation disposed of is included in the carrying amount of the operation when determining the gain or loss on the disposal. Goodwill disposed of in these circumstances is measured based on the relative value of the operation disposed of and the portion of the cash-generating unit retained.

## 2.4 重大會計政策 (續)

### 業務合併及商譽 (續)

減值乃通過評估與商譽有關的現金產生單位 (現金產生單位組別) 的可收回金額釐定。當現金產生單位 (現金產生單位組別) 的可收回金額低於賬面值時，則確認減值虧損。已確認商譽減值虧損不得於其後期間撥回。

倘商譽已分配至現金產生單位 (或現金產生單位組別) 而該單位的部分業務已出售，則與所出售業務相關的商譽會在釐定出售的利益或虧損時計入該業務的賬面值。在該等情況下出售的商譽，乃根據所出售業務的相對價值及現金產生單位的保留份額計量。



### 2.4 MATERIAL ACCOUNTING POLICIES (continued)

#### Fair value measurement

The Group measures its equity investments designated at fair value through other comprehensive income, investment properties, debt investments at fair value through other comprehensive income, financial assets at fair value through profit or loss and financial liabilities at fair value through profit or loss at fair value at the end of each reporting period. Fair value is the price that would be received to sell an asset or paid to transfer a liability in an orderly transaction between market participants at the measurement date. The fair value measurement is based on the presumption that the transaction to sell the asset or transfer the liability takes place either in the principal market for the asset or liability, or in the absence of a principal market, in the most advantageous market for the asset or liability. The principal or the most advantageous market must be accessible by the Group. The fair value of an asset or a liability is measured using the assumptions that market participants would use when pricing the asset or liability, assuming that market participants act in their economic best interest.

A fair value measurement of a non-financial asset takes into account a market participant's ability to generate economic benefits by using the asset in its highest and best use or by selling it to another market participant that would use the asset in its highest and best use.

The Group uses valuation techniques that are appropriate in the circumstances and for which sufficient data are available to measure fair value, maximising the use of relevant observable inputs and minimising the use of unobservable inputs.

### 2.4 重大會計政策 (續)

#### 公允價值計量

於各報告期末，本集團按公允價值計量指定按公允價值變動計入其他全面收益的權益性投資、投資物業、公允價值變動計入其他全面收益的債務投資、公允價值變動計入損益的金融資產及公允價值變動計入損益的金融負債。公允價值為市場參與者於計量日期在有序交易中出售資產所收取或轉讓負債所支付的價格。公允價值計量乃假設出售資產或轉讓負債的交易於資產或負債主要市場或(在無主要市場情況下)最具優勢市場進行。主要或最具優勢市場須為本集團可進入的市場。資產或負債的公允價值乃基於市場參與者為資產或負債定價時所用的假設計量(假設市場參與者依照彼等的最佳經濟利益行事)。

非金融資產的公允價值計量須計及市場參與者通過使用該資產之最高及最佳用途或將該資產出售予將使用其最高及最佳用途的另一市場參與者而產生經濟效益的能力。

本集團採納適用於不同情況且具備充分數據以供計量公允價值的估值方法，以盡量使用相關可觀察輸入數據及盡量減少使用不可觀察輸入數據。

## 2.4 MATERIAL ACCOUNTING POLICIES (continued)

### Fair value measurement (continued)

All assets and liabilities for which fair value is measured or disclosed in the financial statements are categorised within the fair value hierarchy, described as follows, based on the lowest level input that is significant to the fair value measurement as a whole:

- Level 1 – based on quoted prices (unadjusted) in active markets for identical assets or liabilities
- Level 2 – based on valuation techniques for which the lowest level input that is significant to the fair value measurement is observable, either directly or indirectly
- Level 3 – based on valuation techniques for which the lowest level input that is significant to the fair value measurement is unobservable

For assets and liabilities that are recognised in the financial statements on a recurring basis, the Group determines whether transfers have occurred between levels in the hierarchy by reassessing categorisation (based on the lowest level input that is significant to the fair value measurement as a whole) at the end of each reporting period.

## 2.4 重大會計政策 (續)

### 公允價值計量 (續)

所有公允價值於本財務報表計量或披露的資產及負債乃基於對公允價值計量整體而言屬重大的最低層輸入數據按以下公允價值層級分類：

- 第1層 – 基於相同資產或負債於活躍市場的報價 (未經調整)
- 第2層 – 基於對公允價值計量而言屬重大的可觀察 (直接或間接) 最低層輸入數據的估值方法
- 第3層 – 基於對公允價值計量而言屬重大的不可觀察最低層輸入數據的估值方法

就按經常性基準於本財務報表確認的資產及負債而言，本集團透過於各報告期末重新評估分類 (基於對公允價值計量整體而言屬重大的最低層輸入數據) 釐定是否發生不同等級轉移。

### 2.4 MATERIAL ACCOUNTING POLICIES (continued)

#### Impairment of non-financial assets

When an indication of impairment exists, or when annual impairment testing for an asset is required (other than inventories, deferred tax assets, financial assets, investment properties and non-current assets/a disposal group classified as held for distribution to owners), the asset's recoverable amount is estimated. An asset's recoverable amount is calculated as the higher of the asset's or cash-generating unit's value in use and its fair value less costs of disposal, and is determined for an individual asset, unless the asset does not generate cash inflows that are largely independent of those from other assets or groups of assets, in which case the recoverable amount is determined for the cash-generating unit to which the asset belongs.

In testing a cash-generating unit for impairment, a portion of the carrying amount of a corporate asset (e.g., a headquarters building) is allocated to an individual cash-generating unit if it can be allocated on a reasonable and consistent basis or, otherwise, to the smallest group of cash-generating units.

An impairment loss is recognised only if the carrying amount of an asset exceeds its recoverable amount. In assessing value in use, the estimated future cash flows are discounted to their present value using a pre-tax discount rate that reflects current market assessments of the time value of money and the risks specific to the asset. An impairment loss is charged to the statement of profit or loss in the period in which it arises in those expense categories consistent with the function of the impaired asset.

### 2.4 重大會計政策 (續)

#### 非金融資產減值

如有跡象顯示出現減值，或須就資產進行年度減值測試（不包括存貨、遞延稅項資產、金融資產、投資物業、非流動資產／分類為持作持作分派予擁有人的出售組別），則會估計資產的可收回金額。資產的可收回金額按資產或現金產生單位的使用價值及公允價值減銷售成本（以較高者為準）計算，並就個別資產而釐定，除非有關資產並無產生在頗大程度上獨立於其他資產或資產類別的現金流入，在此情況下，可收回金額就資產所屬的現金產生單位而釐定。

在對現金產生單位進行減值測試時，倘企業資產（如總部大樓）的部分賬面值可按合理及一致基準分配，則將其分配至個別現金產生單位，否則分配至最小現金產生單位組別。

減值虧損僅於資產賬面值超逾其可收回金額時確認。於評估使用價值時，估計日後現金流量按可反映貨幣時間價值的現時市場評估及資產特定風險的稅前折現率折現至現值。減值虧損按與該減值資產功能相符的開支類別於產生期間的損益表內扣除。

## 2.4 MATERIAL ACCOUNTING POLICIES (continued)

### Impairment of non-financial assets (continued)

An assessment is made at the end of each reporting period as to whether there is an indication that previously recognised impairment losses may no longer exist or may have decreased. If such an indication exists, the recoverable amount is estimated. A previously recognised impairment loss of an asset other than goodwill is reversed only if there has been a change in the estimates used to determine the recoverable amount of that asset, but not to an amount higher than the carrying amount that would have been determined (net of any depreciation/amortisation) had no impairment loss been recognised for the asset in prior years. A reversal of such an impairment loss is credited to the statement of profit or loss in the period in which it arises.

### Related parties

A party is considered to be related to the Group if:

- (a) the party is a person or a close member of that person's family and that person
  - (i) has control or joint control over the Group;
  - (ii) has significant influence over the Group; or
  - (iii) is a member of the key management personnel of the Group or of a parent of the Group;

or

## 2.4 重大會計政策 (續)

### 非金融資產減值 (續)

於各報告期末均會就是否有任何跡象顯示先前確認的減值虧損不再存在或可能已經減少進行評估。倘存在任何上述跡象，則會估計可收回金額。僅當用於釐定資產的可收回金額的估計有所改變時，先前就資產（商譽除外）所確認的減值虧損方可撥回，但撥回的金額不可高於假設過往年度並無確認該資產的減值虧損的情況下資產的賬面值（已扣除折舊／攤銷）。撥回的減值虧損於其產生期間計入損益表。

### 關連人士

在下列情況下，有關方會被認為與本集團關連：

- (a) 有關人士為一名人士或該人士之關係密切家庭成員，而該人士
  - (i) 控制或共同控制本集團；
  - (ii) 可對本集團發揮重大影響力；或
  - (iii) 為本集團或其母公司的主要管理人員；

或

## Notes to Financial Statements 財務報表附註

31 December 2025  
二零二五年十二月三十一日

### 2.4 MATERIAL ACCOUNTING POLICIES (continued)

#### Related parties (continued)

- (b) the party is an entity where any of the following conditions applies:
- (i) the entity and the Group are members of the same group;
  - (ii) one entity is an associate or joint venture of the other entity (or of a parent, subsidiary or fellow subsidiary of the other entity);
  - (iii) the entity and the Group are joint ventures of the same third party;
  - (iv) one entity is a joint venture of a third entity and the other entity is an associate of the third entity;
  - (v) the entity is a post-employment benefit plan for the benefit of employees of either the Group or an entity related to the Group;
  - (vi) the entity is controlled or jointly controlled by a person identified in (a);
  - (vii) a person identified in (a)(i) has significant influence over the entity or is a member of the key management personnel of the entity (or of a parent of the entity); and
  - (viii) the entity, or any member of a group of which it is a part, provides key management personnel services to the Group or to the parent of the Group.

### 2.4 重大會計政策 (續)

#### 關連人士 (續)

- (b) 有關人士為適用任何以下條件的實體：
- (i) 該實體與本集團屬同一集團的成員公司；
  - (ii) 一實體為另一實體（或另一實體的母公司、附屬公司或同系附屬公司）的聯營公司或合營公司；
  - (iii) 該實體與本集團為同一第三方的合營公司；
  - (iv) 一實體為一第三方的合營公司，而另一實體為同一第三方的聯營公司；
  - (v) 該實體為本集團或與本集團有關連的實體就僱員利益而設的僱員離職後福利計劃；
  - (vi) 該實體為(a)所述人士控制或共同控制；
  - (vii) 於(a)(i)所識別人士對實體有重大影響或屬該實體（或該實體母公司）主要管理人員的一名成員；及
  - (viii) 該實體或該實體所屬集團之任何成員公司為本集團或本集團之母公司提供管理層關鍵人員服務。

## 2.4 MATERIAL ACCOUNTING POLICIES (continued)

### Property, plant and equipment and depreciation

Property, plant and equipment, other than construction in progress, are stated at cost less accumulated depreciation and any impairment losses. When an item of property, plant and equipment is classified as held for sale or when it is part of a disposal group classified as held for sale, it is not depreciated and is accounted for in accordance with IFRS 5, as further explained in the accounting policy for “Non-current assets and disposal groups held for sale”. The cost of an item of property, plant and equipment comprises its purchase price and any directly attributable costs of bringing the asset to its working condition and location for its intended use.

Expenditure incurred after items of property, plant and equipment have been put into operation, such as repairs and maintenance, is normally charged to the statement of profit or loss in the period in which it is incurred. In situations where the recognition criteria are satisfied, the expenditure for a major inspection is capitalised in the carrying amount of the asset as a replacement. Where significant parts of property, plant and equipment are required to be replaced at intervals, the Group recognises such parts as individual assets with specific useful lives and depreciates them accordingly.

## 2.4 重大會計政策 (續)

### 物業、廠房及設備折舊

除在建工程外，物業、廠房及設備按成本減累計折舊及任何減值虧損後列賬。當物業、廠房及設備項目分類為持作出售，或當其為分類為持作出售的出售組別一部分時，其不予折舊並根據國際財務報告準則第5號入賬（於「持作出售的非流動資產及出售組別」的會計政策進一步闡釋）。物業、廠房及設備項目成本包括其購入價及使資產達致其擬定用途的運作狀況及地點的任何直接應佔成本。

物業、廠房及設備項目投入運作後所產生的支出（例如維修及保養費用），一般於其產生期間從損益表中扣除。倘達到確認標準，則重大檢查的開支將視同更換該資產並予以資本化，列示於該資產的賬面值。倘若於此期間物業、廠房及設備須更換重要零部件，則本集團會將該等部分確認為有特定可使用年期之個別資產及相應予以折舊。

## Notes to Financial Statements 財務報表附註

31 December 2025  
二零二五年十二月三十一日

### 2.4 MATERIAL ACCOUNTING POLICIES (continued)

#### Property, plant and equipment and depreciation (continued)

Depreciation is calculated on the straight-line basis to write off the cost of each item of property, plant and equipment to its residual value over its estimated useful life. The estimated useful lives of property, plant and equipment are as follows:

Buildings	20 years
Plant and machinery	5 – 10 years
Office equipment	3 – 5 years
Motor vehicles	4 – 5 years
Tooling and equipment	3 – 5 years

Where parts of an item of property, plant and equipment have different useful lives, the cost of that item is allocated on a reasonable basis among the parts and each part is depreciated separately. Residual values, useful lives and depreciation methods are reviewed, and adjusted if appropriate, at each reporting date.

An item of property, plant and equipment including any significant part initially recognised is derecognised upon disposal or when no future economic benefits are expected from its use or disposal. Any gain or loss on disposal or retirement recognised in the statement of profit or loss in the year the asset is derecognised is the difference between the net sales proceeds and the carrying amount of the relevant asset.

Construction in progress is stated at cost less any impairment losses, and is not depreciated. It is reclassified to the appropriate category of property, plant and equipment when completed and ready for use.

### 2.4 重大會計政策 (續)

#### 物業、廠房及設備折舊 (續)

折舊以直線法計算，以按每項物業、廠房及設備項目的估計可使用年期撇銷其成本至其剩餘價值。物業、廠房及設備的估計可使用年期如下：

樓宇	20年
廠房及機器	5至10年
辦公室設備	3至5年
汽車	4至5年
工具及設備	3至5年

倘物業、廠房及設備項目的各部分有不同的可使用年期，該項目的成本將在各部分之間作合理分配，而每部分將個別計提折舊。剩餘價值、可使用年期及折舊方法於每個報告日期進行評估，並在適當時候作出調整。

物業、廠房及設備項目（包括任何初步確認的主要部分）於處置時或當其使用或處置預期不會產生任何日後經濟利益時終止確認。於資產終止確認年度在損益表確認的相關資產因其處置或報廢而產生的任何損益，為有關資產的銷售所得款項淨額與賬面值的差額。

在建工程按成本減任何減值虧損列賬，並不會計提折舊。其於完工及可使用時重新分類為適當類別的物業、廠房及設備。

## 2.4 MATERIAL ACCOUNTING POLICIES (continued)

### Investment properties

Investment properties are interests in land and buildings (including right-of-use assets) held to earn rental income and/or for capital appreciation. Such properties are measured initially at cost, including transaction costs. Subsequent to initial recognition, investment properties are stated at fair value, which reflects market conditions at the end of the reporting period.

Gains or losses arising from changes in the fair values of investment properties are included in the statement of profit or loss in the year in which they arise.

Any gains or losses on the retirement or disposal of an investment property are recognised in the statement of profit or loss in the year of the retirement or disposal.

### Non-current assets and disposal groups held for distribution

Non-current assets and disposal groups are classified as held for distribution if it is highly probable that they will be recovered principally through distribution rather than through continuing use. For this to be the case, the asset or disposal group must be available for immediate sale in its present condition subject only to terms that are usual and customary for the sale of such assets or disposal groups and its sale must be highly probable. All assets and liabilities of a subsidiary classified as a disposal group are reclassified as held for sale regardless of whether the Group retains a non-controlling interest in its former subsidiary after the sale.

## 2.4 重大會計政策 (續)

### 投資物業

投資物業為就賺取租金收入及／或資本增值而持有之土地及樓宇之權益(包括使用權資產)。該等物業初始以成本(包括交易成本)計算。於初始確認後，投資物業按公允價值列賬，反映報告期末的市況。

投資物業公允價值變動產生的損益計入所產生年度的損益表。

報廢或出售投資物業的任何損益均於報廢或出售年度的損益表確認。

### 持作分派的非流動資產及出售組別

倘非流動資產及出售組別極有可能主要透過分派而非持續使用予以收回，則該等資產及出售組別將分類為持作分派。在該情況下，資產或出售組別必須為可按現狀即時出售，惟僅受出售該等資產或出售組別的一般慣常條款規限，而出售可能性必須為極高。無論本集團於出售後是否保留於其前附屬公司的非控股權益，分類為出售組別的附屬公司的全部資產及負債重新分類為持作出售。

### 2.4 MATERIAL ACCOUNTING POLICIES (continued)

#### Non-current assets and disposal groups held for distribution (continued)

Property, plant and equipment and intangible assets classified as held for sale are not depreciated or amortised.

#### Intangible assets (other than goodwill)

Intangible assets acquired separately are measured on initial recognition as cost. The cost of intangible assets acquired in a business combination is the fair value at the date of acquisition. The useful lives of intangible assets are assessed to be finite. Intangible assets with finite lives are amortised over the useful economic life and assessed for impairment whenever there is an indication that the intangible asset may be impaired. The amortisation period and the amortisation method for an intangible asset with a finite useful life are reviewed at least at each financial year end.

##### Computer software

Computer software of the Group is amortised on the straight-line basis over the estimated useful life of 10 years.

##### Customer relationship

Customer relationship of the Group is amortised on the straight-line basis over the estimated useful life of 10 years.

### 2.4 重大會計政策 (續)

#### 持作分派的非流動資產及出售組別 (續)

分類為持作出售的物業、廠房及設備以及無形資產不予折舊或攤銷。

#### 無形資產 (商譽除外)

分開收購的無形資產於初始確認時按成本確認。於業務合併中購入的無形資產的成本為收購當日的公允價值。無形資產的可使用年期乃評估為有限。具有有限可使用年期的無形資產在可使用經濟年期內攤銷，並於有跡象顯示無形資產可能減值時評估減值。具有有限可使用年期的無形資產的攤銷年期及攤銷方法最低限度於每個財務年度結算日作評估。

##### 電腦軟件

本集團的電腦軟件以直線法於其10年的估計可使用年期內攤銷。

##### 客戶關係

本集團的客戶關係以直線法於其10年的估計可使用年期內攤銷。

## 2.4 MATERIAL ACCOUNTING POLICIES (continued)

### Intangible assets (other than goodwill) (continued)

#### Trademark

Trademark of the Group is amortised on the straight-line basis over the estimated useful life of 8 years.

#### Licence

Licence of the Group is amortised on the straight-line basis over the estimated useful life of 10 years.

#### Research and development costs

All research costs are charged to the statement of profit or loss as incurred.

Expenditure incurred on projects to develop new products is capitalised and deferred only when the Group can demonstrate the technical feasibility of completing the intangible asset so that it will be available for use or sale, its intention to complete and its ability to use or sell the asset, how the asset will generate future economic benefits, the availability of resources to complete the project and the ability to measure reliably the expenditure during the development. Product development expenditure which does not meet these criteria is expensed when incurred.

Deferred development costs are stated at cost less any impairment losses and are amortised using the straight-line basis over the commercial lives of the underlying products not exceeding five years, commencing from the date when the products are put into commercial production.

## 2.4 重大會計政策 (續)

### 無形資產 (商譽除外) (續)

#### 商標

本集團的商標以直線法於其8年的估計可使用年期內攤銷。

#### 牌照

本集團的牌照以直線法於其10年的估計可使用年期內攤銷。

#### 研發成本

所有研究成本會於產生時自損益表扣除。

研發新產品項目所產生的開支只會在本集團能夠顯示其在技術上能夠完成無形資產以能供使用或出售、打算完成資產並能夠加以使用或將之出售、資產將可能產生的未來經濟實益、有足夠資源以完成項目並且有能力可靠地計算發展期間的開支的情況下，才會撥作資本及遞延。倘未能符合以上準則，產品開發開支會在產生時支銷。

遞延開發成本按成本減任何減值虧損列賬，並按直線法在有關產品不超出五年商業壽命（由產品投入商業生產之日期起計）之期間予以攤銷。

## 2.4 MATERIAL ACCOUNTING POLICIES (continued)

### Leases

The Group assesses at contract inception whether a contract is, or contains, a lease. A contract is, or contains, a lease if the contract conveys the right to control the use of an identified asset for a period of time in exchange for consideration.

#### Group as a lessee

The Group applies a single recognition and measurement approach for all leases, except for short-term leases and leases of low-value assets. The Group recognises lease liabilities to make lease payments and right-of-use assets representing the right to use the underlying assets.

#### (a) Right-of-use assets

Right-of-use assets are recognised at the commencement date of the lease (that is the date the underlying asset is available for use). Right-of-use assets are measured at cost, less accumulated depreciation and any impairment losses, and adjusted for any remeasurement of lease liabilities. The cost of right-of-use assets includes the amount of lease liabilities recognised, initial direct costs incurred, and lease payments made at or before the commencement date less any lease incentives received. Right-of-use assets are depreciated on a straight-line basis over the shorter of the lease terms and the estimated useful lives of the assets as follows:

Freehold land	Not depreciated
Leasehold land	46 to 50 years
Properties	2 to 9 years
Plant and machinery	3 to 10 years

## 2.4 重大會計政策 (續)

### 租賃

本集團於合約開始時評估合約是否為或包含租賃。倘合約為換取代價而給予在一段時間內控制已識別資產使用的權利，則該合約為或包含租賃。

#### 本集團作為承租人

本集團對所有租賃（惟短期租賃及低價值資產租賃除外）採取單一確認及計量方法。本集團確認租賃負債以作出租賃款項，而使用權資產指使用相關資產的權利。

#### (a) 使用權資產

本集團於租賃開始日期（即相關資產可供使用當日）確認使用權資產。使用權資產按成本減累計折舊及減值虧損計量，並就任何重新計量租賃負債作出調整。使用權資產成本包括已確認租賃負債的款額、已產生初始直接成本及於開始日期或之前作出的租賃付款減任何已收租賃激勵。使用權資產按直線法於租期及資產的估計使用年期（以較短期間為準）折舊，如下：

永久業權土地	不折舊
租賃土地	46至50年
物業	2至9年
廠房及機器	3至10年

## 2.4 MATERIAL ACCOUNTING POLICIES (continued)

### Leases (continued)

#### Group as a lessee (continued)

##### (a) Right-of-use assets (continued)

If ownership of the leased asset transfers to the Group by the end of the lease term or the cost reflects the exercise of a purchase option, depreciation is calculated using the estimated useful life of the asset.

##### (b) Lease liabilities

Lease liabilities are recognised at the commencement date of the lease at the present value of lease payments to be made over the lease term. The lease payments include fixed payments (including in-substance fixed payments) less any lease incentives receivable, variable lease payments that depend on an index or a rate, and amounts expected to be paid under residual value guarantees. The lease payments also include the exercise price of a purchase option reasonably certain to be exercised by the Group and payments of penalties for termination of a lease, if the lease term reflects the Group exercising the option to terminate the lease. The variable lease payments that do not depend on an index or a rate are recognised as an expense in the period in which the event or condition that triggers the payment occurs.

## 2.4 重大會計政策 (續)

### 租賃 (續)

#### 本集團作為承租人 (續)

##### (a) 使用權資產 (續)

倘租賃資產的擁有權於租期結束時轉移至本集團或成本反映行使購買選擇權，則使用資產的估計可使用年期計算折舊。

##### (b) 租賃負債

於租賃開始日，本集團以租賃期內的租賃付款現值確認租賃負債。租賃付款包括固定付款（包括實質固定付款），扣除任何應收的租賃激勵，取決於指數或利率的可變租賃付款，以及根據餘值擔保預計的應付金額。如果租賃期反映出本集團將行使終止租賃的選擇權，租賃付款亦包括本集團可合理確定將行使購買選擇權的行權價及終止租賃的罰款金額。不取決於指數或利率的可變租賃付款在觸發付款的事件或條件發生的期間確認為開支。

## 2.4 MATERIAL ACCOUNTING POLICIES (continued)

### Leases (continued)

#### Group as a lessee (continued)

##### (b) Lease liabilities (continued)

In calculating the present value of lease payments, the Group uses its incremental borrowing rate at the lease commencement date because the interest rate implicit in the lease is not readily determinable. After the commencement date, the amount of lease liabilities is increased to reflect the accretion of interest and reduced for the lease payments made. In addition, the carrying amount of lease liabilities is remeasured if there is a modification, a change in the lease term, a change in lease payments (e.g., a change to future lease payments resulting from a change in an index or rate) or a change in assessment of an option to purchase the underlying asset.

##### (c) Short-term leases and leases of low-value assets

The Group applies the short-term lease recognition exemption to its short-term leases of machinery and equipment (that is those leases that have a lease term of 12 months or less from the commencement date and do not contain a purchase option). When the Group enters into a lease in respect of a low-value asset, the Group decides whether to capitalise the lease on a lease-by-lease basis.

Lease payments on short-term leases and leases of low-value assets are recognised as an expense on a straight-line basis over the lease term.

## 2.4 重大會計政策 (續)

### 租賃 (續)

#### 本集團作為承租人 (續)

##### (b) 租賃負債 (續)

在計算租賃付款的現值時，如果無法直接釐定租賃內含利率，本集團使用租賃開始日的增量借貸利率。在租賃開始日後，承租人將增加租賃負債賬面值以反映增加的利息，減少賬面值以反映支付的租賃付款。此外，如果存在修改、租期變更、租賃付款變動（如由指數或利率變動引起的未來租賃付款變動）或購買相關資產選擇權的評估變更，則需要重新計量租賃負債的賬面值。

##### (c) 短期租賃及低價值資產租賃

本集團將短期租賃確認豁免應用於其機器及設備的短期租賃（即自租賃開始日期起計租期為12個月或以下，並且不包含購買選擇權的租賃）。當本集團就低價值資產訂立租賃時，本集團按個別租賃基準決定是否將租賃資本化。

短期租賃及低價值資產租賃的租賃付款於租期內按直線法確認為開支。

## 2.4 MATERIAL ACCOUNTING POLICIES (continued)

### Leases (continued)

#### Group as a lessee (continued)

For sale and leaseback transactions with variable lease payments that do not depend on an index or a rate, lease liabilities are recognised at the commencement date of the leasebacks at the present value of expected lease payments to be made over the lease term. After the commencement date, the amount of lease liabilities is increased to reflect the accretion of interest and reduced for the expected lease payments. Any differences between the payments made for the lease and the lease payments that reduce the carrying amount of lease liabilities are recognised in profit or loss.

#### Group as a lessor

When the Group acts as a lessor, it classifies at lease inception (or when there is a lease modification) each of its leases as either an operating lease or a finance lease.

## 2.4 重大會計政策 (續)

### 租賃 (續)

#### 本集團作為承租人 (續)

就不依賴指數或利率的可變租賃付款的售後租回交易而言，於租回開始日，以預期租賃期內的租賃付款現值確認租賃負債。在租賃開始日後，租賃負債金額會上升以反映增加的利息，並因預期租賃付款而減少。租賃付款與減少租賃負債賬面值的租賃付款額之間的任何差額乃於損益確認。

#### 本集團作為出租人

本集團作為出租人時，於租賃開始時（或存在租賃修改時）將其各項租賃分類為經營租賃或融資租賃。

### 2.4 MATERIAL ACCOUNTING POLICIES (continued)

#### Leases (continued)

##### *Group as a lessor (continued)*

Leases in which the Group does not transfer substantially all the risks and rewards incidental to ownership of an asset are classified as operating leases. When a contract contains lease and non-lease components, the Group allocates the consideration in the contract to each component on a relative stand-alone selling price basis. Rental income is accounted for on a straight-line basis over the lease term and is included in revenue in the statement of profit or loss due to its operating nature. Initial direct costs incurred in negotiating and arranging an operating lease are added to the carrying amount of the leased asset and recognised over the lease term on the same basis as rental income. Contingent rents are recognised as revenue in the period in which they are earned.

Leases that transfer substantially all the risks and rewards incidental to ownership of an underlying asset to the lessee are accounted for as finance leases.

### 2.4 重大會計政策 (續)

#### 租賃 (續)

##### *本集團作為出租人 (續)*

所有本集團並未轉讓資產所有權所附帶的絕大部分風險及回報的租賃歸類為經營租賃。當合約包含租賃及非租賃組成部分時，本集團將合約代價按相對獨立售價基準分配至各組成部分。租金收入因其經營性質於租期內按直線法列賬並計入損益表之收益。於磋商及安排經營租賃時產生的初始直接成本乃計入租賃資產的賬面值，並於租期內按相同方法確認為租金收入。或然租金乃於所賺取的期間內確認為收益。

轉讓相關資產所有權所附帶的絕大部分風險及回報予承租人的租賃按融資租賃入賬。

## 2.4 MATERIAL ACCOUNTING POLICIES (continued)

### Investments and other financial assets

#### Initial recognition and measurement

Financial assets are classified, at initial recognition, as subsequently measured at amortised cost, fair value through other comprehensive income, and fair value through profit or loss.

The classification of financial assets at initial recognition depends on the financial asset's contractual cash flow characteristics and the Group's business model for managing them. With the exception of trade receivables that do not contain a significant financing component or for which the Group has applied the practical expedient of not adjusting the effect of a significant financing component, the Group initially measures a financial asset at its fair value plus in the case of a financial asset not at fair value through profit or loss, transaction costs. Trade receivables that do not contain a significant financing component or for which the Group has applied the practical expedient are measured at the transaction price determined under IFRS 15 in accordance with the policies set out for "Revenue recognition" below.

In order for a financial asset to be classified and measured at amortised cost or fair value through other comprehensive income, it needs to give rise to cash flows that are solely payments of principal and interest ("SPPI") on the principal amount outstanding. Financial assets with cash flows that are not SPPI are classified and measured at fair value through profit or loss, irrespective of the business model.

## 2.4 重大會計政策 (續)

### 投資及其他金融資產

#### 初始確認及計量

金融資產於初始確認時分類為其後按攤銷成本、按公允價值變動計入其他全面收益及按公允價值變動計入損益計量。

初始確認時，金融資產的分類取決於金融資產的合約現金流量特性及本集團管理該等金融資產的業務模式。除並無重大融資部分或本集團已就其應用不調整重大融資部分的影響的實際可行權宜方法的貿易應收款項外，本集團初始按公允價值加上交易成本（倘金融資產並非按公允價值變動計入損益）計量金融資產。並無重大融資部分或本集團已應用實際可行權宜方法的貿易應收款項根據下文「收益確認」載列的政策按國際財務報告準則第15號釐定的交易價格計量。

為使金融資產按攤銷成本或按公允價值變動計入其他全面收益進行分類及計量，需產生純粹支付本金及未償還本金利息（「純粹支付本金及利息」）的現金流量。現金流量並非純粹支付本金及利息的金融資產，不論其業務模式，均按公允價值變動計入損益進行分類及計量。

### 2.4 MATERIAL ACCOUNTING POLICIES (continued)

#### Investments and other financial assets (continued)

##### *Initial recognition and measurement (continued)*

The Group's business model for managing financial assets refers to how it manages its financial assets in order to generate cash flows. The business model determines whether cash flows will result from collecting contractual cash flows, selling the financial assets, or both. Financial assets classified and measured at amortised cost are held within a business model with the objective to hold financial assets in order to collect contractual cash flows, while financial assets classified and measured at fair value through other comprehensive income are held within a business model with the objective of both holding to collect contractual cash flows and selling. Financial assets which are not held within the aforementioned business models are classified and measured at fair value through profit or loss.

Purchases or sales of financial assets that require delivery of assets within the period generally established by regulation or convention in the marketplace are recognised on the trade date, that is, the date that the Group commits to purchase or sell the asset.

### 2.4 重大會計政策 (續)

#### 投資及其他金融資產 (續)

##### *初始確認及計量 (續)*

本集團管理金融資產的業務模式指其管理其金融資產以產生現金流量的方式。業務模式將決定現金流量是否由於收取合約現金流量、出售金融資產，或兩者所致。按攤銷成本分類及計量之金融資產於旨在持有金融資產以收取合約現金流量的業務模式中持有，而按公允價值變動計入其他全面收益分類及計量之金融資產以收取合約現金流量及出售為目標而持有之業務模式下所持有。並非按上述業務模式持有之金融資產按公允價值變動計入損益分類及計量。

購買或銷售按相關市場中的規則或慣例須在約定時間內交付的金融資產於交易日期（即本集團承諾購買或銷售資產的日期）予以確認。



## 2.4 MATERIAL ACCOUNTING POLICIES (continued)

### Investments and other financial assets (continued)

#### Subsequent measurement

The subsequent measurement of financial assets depends on their classification as follows:

#### Financial assets at amortised cost (debt instruments)

Financial assets at amortised cost are subsequently measured using the effective interest method and are subject to impairment. Gains and losses are recognised in the statement of profit or loss when the asset is derecognised, modified or impaired.

#### Financial assets at fair value through other comprehensive income (debt instruments)

For debt investments at fair value through other comprehensive income, interest income, foreign exchange revaluation and impairment losses or reversals are recognised in the statement of profit or loss and computed in the same manner as for financial assets measured at amortised cost. The remaining fair value changes are recognised in other comprehensive income. Upon derecognition, the cumulative fair value change recognised in other comprehensive income is recycled to the statement of profit or loss.

## 2.4 重大會計政策 (續)

### 投資及其他金融資產 (續)

#### 後續計量

金融資產的後續計量方法按其分類如下：

#### 按攤銷成本計量之金融資產 (債務工具)

按攤銷成本計量之金融資產後續使用實際利率法計量，並可能受減值影響。當資產終止確認、修訂或減值時，收益及虧損於損益表確認。

#### 按公允價值變動計入其他全面收益之金融資產 (債務工具)

就按公允價值變動計入其他全面收益的債務投資而言，利息收益、外匯重估及減值虧損或撥回於損益表確認，並按與按攤銷成本計量的金融資產相同的方式計量。其餘按公允價值變動於其他全面收益確認。終止確認時，於其他全面收益中確認的累計按公允價值變動將重新計入損益表。



## Notes to Financial Statements 財務報表附註

31 December 2025  
二零二五年十二月三十一日

### 2.4 MATERIAL ACCOUNTING POLICIES (continued)

#### Investments and other financial assets (continued)

##### *Subsequent measurement (continued)*

Financial assets designated at fair value through other comprehensive income (equity investments)

Upon initial recognition, the Group can elect to classify irrevocably its equity investments as equity investments designated at fair value through other comprehensive income when they meet the definition of equity under IAS 32 Financial Instruments: Presentation and are not held for trading. The classification is determined on an instrument-by-instrument basis.

Gains and losses on these financial assets are never recycled to the statement of profit or loss. Dividends are recognised as other income in the statement of profit or loss when the right of payment has been established, except when the Group benefits from such proceeds as a recovery of part of the cost of the financial asset, in which case such gains are recorded in other comprehensive income. Equity investments designated at fair value through other comprehensive income are not subject to impairment assessment.

### 2.4 重大會計政策 (續)

#### 投資及其他金融資產 (續)

##### *後續計量 (續)*

指定按公允價值變動計入其他全面收益之金融資產 (權益性投資)

於初始確認時，本集團可選擇於權益性投資符合國際會計準則第32號金融工具：呈報項下的權益定義且並非持作買賣時，將其權益性投資不可撤回地分類為指定按公允價值變動計入其他全面收益的權益性投資。分類乃按個別工具基準釐定。

該等金融資產的收益及虧損概不會被重新計入損益表。當確立支付權時，股息於損益表確認為其他收入，惟當本集團於作為收回金融資產一部分成本的所得款項中獲益時則除外，於此等情況下，該等收益於其他全面收益入賬。指定按公允價值變動計入其他全面收益的權益性投資不受減值評估影響。

## 2.4 MATERIAL ACCOUNTING POLICIES (continued)

### Investments and other financial assets (continued)

#### Subsequent measurement (continued)

#### Financial assets at fair value through profit or loss

Financial assets at fair value through profit or loss are carried in the statement of financial position at fair value with net changes in fair value recognised in the statement of profit or loss.

This category includes derivative instruments and equity investments which the Group had not irrevocably elected to classify at fair value through other comprehensive income. Dividends on the equity investments are also recognised as other income in the statement of profit or loss when the right of payment has been established.

A derivative embedded in a hybrid contract, with a financial liability or non-financial host, is separated from the host and accounted for as a separate derivative if the economic characteristics and risks are not closely related to the host; a separate instrument with the same terms as the embedded derivative would meet the definition of a derivative; and the hybrid contract is not measured at fair value through profit or loss. Embedded derivatives are measured at fair value with changes in fair value recognised in the statement of profit or loss. Reassessment only occurs if there is a change in the terms of the contract that significantly modifies the cash flows.

A derivative embedded within a hybrid contract containing a financial asset host is not accounted for separately. The financial asset host together with the embedded derivative is required to be classified in its entirety as a financial asset at fair value through profit or loss.

## 2.4 重大會計政策 (續)

### 投資及其他金融資產 (續)

#### 後續計量 (續)

#### 公允價值變動計入損益之金融資產

按公允價值變動計入損益的金融資產在財務狀況表以公允價值列示，公允價值變動淨額於損益表確認。

該類別包括本集團並無不可撤回地選擇分類為按公允價值變動計入其他全面收益的衍生工具及權益性投資。權益性投資股息亦於取得支付權時於損益表確認為其他收入。

於下列情況下，嵌入混合合約（包含金融負債或非金融主體）的衍生工具與主體分開，並作為單獨衍生工具列賬：其經濟特徵及風險與主體並無緊密關連；具備與嵌入式衍生工具相同條款的單獨工具符合衍生工具的定義；及混合合約並非按公允價值變動計入損益計量。嵌入式衍生工具按公允價值計量，公允價值變動於損益表確認。僅當合約條款出現變動，大幅改變現金流量時，方進行重新評估。

嵌入包含金融資產主體的混合合同的衍生工具不單獨入賬。金融資產主體連同嵌入式衍生工具須整體分類為公允價值變動計入損益的金融資產。

### 2.4 MATERIAL ACCOUNTING POLICIES (continued)

#### Derecognition of financial assets

A financial asset (or, where applicable, a part of a financial asset or part of a group of similar financial assets) is derecognised (i.e., removed from the Group's consolidated statement of financial position) when:

- the rights to receive cash flows from the asset have expired; or
- the Group has transferred its rights to receive cash flows from the asset or has assumed an obligation to pay the received cash flows in full without material delay to a third party under a "pass-through" arrangement; and either (a) the Group has transferred substantially all the risks and rewards of the asset, or (b) the Group has neither transferred nor retained substantially all the risks and rewards of the asset, but has transferred control of the asset.

When the Group has transferred its rights to receive cash flows from an asset or has entered into a pass-through arrangement, it evaluates if, and to what extent, it has retained the risk and rewards of ownership of the asset. When it has neither transferred nor retained substantially all the risks and rewards of the asset nor transferred control of the asset, the Group continues to recognise the transferred asset to the extent of the Group's continuing involvement. In that case, the Group also recognises an associated liability. The transferred asset and the associated liability are measured on a basis that reflects the rights and obligations that the Group has retained.

### 2.4 重大會計政策 (續)

#### 終止確認金融資產

金融資產 (或倘適用, 一項金融資產的一部分或一組同類金融資產的一部分) 在下列情況下將予終止確認 (即自本集團之綜合財務狀況表中撇除):

- 自資產收取現金流量的權利已屆滿; 或
- 本集團已轉讓自資產收取現金流量的權利, 或已根據一項「轉付」安排承擔責任, 在無重大延誤情況下, 將所得現金流量全數付予第三方; 及本集團(a)已轉讓資產的絕大部分風險及回報; 或(b)並無轉讓或保留資產的絕大部分風險及回報, 但已轉讓資產的控制權。

當本集團已轉讓其自一項資產收取現金流量的權利或已訂立轉付安排, 則本集團會評估有否保留該資產所有權的風險及回報以及其程度。於並無轉讓或保留該資產的絕大部分風險及回報, 亦無轉讓該資產的控制權時, 本集團繼續確認該轉讓資產, 以本集團繼續參與該資產的程度而確認入賬。於該情況下, 本集團亦確認相關負債。已轉讓資產及相關負債乃按反映本集團保留的權利及義務的基準計量。

## 2.4 MATERIAL ACCOUNTING POLICIES (continued)

### Derecognition of financial assets (continued)

Continuing involvement that takes the form of a guarantee over the transferred asset is measured at the lower of the original carrying amount of the asset and the maximum amount of consideration that the Group could be required to repay.

### Impairment of financial assets

The Group recognises an allowance for expected credit losses (“ECLs”) for all debt instruments not held at fair value through profit or loss. ECLs are based on the difference between the contractual cash flows due in accordance with the contract and all the cash flows that the Group expects to receive, discounted at an approximation of the original effective interest rate. The expected cash flows will include cash flows from the sale of collateral held or other credit enhancements that are integral to the contractual terms.

#### General approach

ECLs are recognised in two stages. For credit exposures for which there has not been a significant increase in credit risk since initial recognition, ECLs are provided for credit losses that result from default events that are possible within the next 12 months (a 12-month ECL). For those credit exposures for which there has been a significant increase in credit risk since initial recognition, a loss allowance is required for credit losses expected over the remaining life of the exposure, irrespective of the timing of the default (a lifetime ECL).

## 2.4 重大會計政策 (續)

### 終止確認金融資產 (續)

以就已轉讓資產作出保證形式的持續參與，按該項資產的原有賬面值及本集團或須償還的最高代價金額 (以較低者為準) 計量。

### 金融資產減值

本集團就所有並非按公允價值變動計入損益的債務工具確認預期信貸虧損 (「預期信貸虧損」) 撥備。預期信貸虧損基於根據合約到期的合約現金流量與本集團預期收取的所有現金流量之間的差額而計算，並以原實際利率的近似值折現。預期現金流量將包括出售所持抵押的現金流量或組成合約條款的其他信貸提升措施。

#### 一般方法

預期信貸虧損分兩階段確認。就初始確認以來信貸風險並無大幅增加的信貸敞口而言，會為未來12個月可能發生的違約事件所產生的信貸虧損 (12個月預期信貸虧損) 計提預期信貸虧損撥備。就初始確認以來信貸風險大幅增加的信貸敞口而言，須就預期於敞口的餘下年期產生的信貸虧損計提減值撥備 (不論違約的時間) (全期預期信貸虧損)。

### 2.4 MATERIAL ACCOUNTING POLICIES (continued)

#### Impairment of financial assets (continued)

##### General approach (continued)

At each reporting date, the Group assesses whether the credit risk on a financial instrument has increased significantly since initial recognition. When making the assessment, the Group compares the risk of a default occurring on the financial instrument as at the reporting date with the risk of a default occurring on the financial instrument as at the date of initial recognition and considers reasonable and supportable information that is available without undue cost or effort, including historical and forward-looking information. The Group considers that there has been a significant increase in credit risk when contractual payments are more than 30 days past due.

The Group considers a financial asset in default when contractual payments are one year past due. However, in certain cases, the Group may also consider a financial asset to be in default when internal or external information indicates that the Group is unlikely to receive the outstanding contractual amounts in full before taking into account any credit enhancements held by the Group.

A financial asset is written off when there is no reasonable expectation of recovering the contractual cash flows.

### 2.4 重大會計政策 (續)

#### 金融資產減值 (續)

##### 一般方法 (續)

本集團於各報告日期評估金融工具的信貸風險是否自初始確認以來顯著增加。於評估時，本集團將於報告日期金融工具發生違約的風險與初始確認日期金融工具發生違約的風險進行比較，並考慮無需不必要成本或精力即可取得的合理及可靠資料，包括歷史及前瞻性資料。本集團認為，當合約付款逾期超過30日時，信貸風險大幅增加。

倘合約付款已逾期超過一年，則本集團認為金融資產屬違約。然而，在若干情況下，倘內部或外界資料顯示，在計及本集團作出的任何現有信貸升級措施前，本集團悉數收回未償還合約款項的可能偏低，則本集團亦可認為金融資產屬違約。

金融資產於無法合理預期收回合約現金流量時撇銷。

## 2.4 MATERIAL ACCOUNTING POLICIES (continued)

### Impairment of financial assets (continued)

#### General approach (continued)

Debt investments at fair value through other comprehensive income and financial assets at amortised cost are subject to impairment under the general approach and they are classified within the following stages for measurement of ECLs except for trade receivables and contract assets which apply the simplified approach as detailed below.

- Stage 1 – Financial instruments for which credit risk has not increased significantly since initial recognition and for which the loss allowance is measured at an amount equal to 12-month ECLs
- Stage 2 – Financial instruments for which credit risk has increased significantly since initial recognition but that are not credit-impaired financial assets and for which the loss allowance is measured at an amount equal to lifetime ECLs
- Stage 3 – Financial assets that are credit-impaired at the reporting date (but that are not purchased or originated credit-impaired) and for which the loss allowance is measured at an amount equal to lifetime ECLs

## 2.4 重大會計政策 (續)

### 金融資產減值 (續)

#### 一般方法 (續)

按公允價值變動計入其他全面收益的債務投資及按攤銷成本計量之金融資產於一般方法下會出現減值，且於以下階段就預期信貸虧損計量予以分類，惟採用下文所述簡化方法計量的貿易應收款項及合約資產除外。

- 第1階段 – 信貸風險自初始確認起並未大幅增加且其虧損撥備按等於12個月預期信貸虧損的數額計量的金融工具
- 第2階段 – 信貸風險自初始確認起大幅增加但並非信貸減值金融資產且其虧損撥備按等於全期預期信貸虧損的數額計量的金融工具
- 第3階段 – 於報告日期出現信貸減值(但並非購入或源生信貸減值)且其虧損撥備按等於全期預期信貸虧損的數額計量的金融資產

## Notes to Financial Statements 財務報表附註

31 December 2025  
二零二五年十二月三十一日

### 2.4 MATERIAL ACCOUNTING POLICIES (continued)

#### Impairment of financial assets (continued)

##### *Simplified approach*

For trade receivables that do not contain a significant financing component or when the Group applies the practical expedient of not adjusting the effect of a significant financing component, the Group applies the simplified approach in calculating ECLs. Under the simplified approach, the Group does not track changes in credit risk, but instead recognises a loss allowance based on lifetime ECLs at each reporting date. The Group has established a provision matrix that is based on its historical credit loss experience, adjusted for forward-looking factors specific to the debtors and the economic environment.

#### Financial liabilities

##### *Initial recognition and measurement*

Financial liabilities are classified, at initial recognition, as financial liabilities at fair value through profit or loss, loans and borrowings or payables as appropriate.

All financial liabilities are recognised initially at fair value and, in the case of loans and borrowings and payables, net of directly attributable transaction costs.

The Group's financial liabilities include trade and bills payables, other payables and accruals, financial liabilities at fair value through profit or loss and interest-bearing bank borrowings.

### 2.4 重大會計政策 (續)

#### 金融資產減值 (續)

##### *簡化方法*

就並無重大融資部分或本集團就其應用不調整重大融資部分的影響的實際可行權宜方法的貿易應收款項而言，本集團採用簡化方法計算預期信貸虧損。根據簡化方法，本集團並未追蹤信貸風險變動，轉而於各報告日期根據全期預期信貸虧損確認虧損撥備。本集團已根據其過往信貸虧損經驗建立撥備矩陣，並就並按與債務人相關的前瞻性因素及經濟狀況調整。

#### 金融負債

##### *初始確認及計量*

金融負債於初始確認時被分類為按公允價值變動計入損益之金融負債、貸款及借貸或應付款項 (如適用)。

所有金融負債初始按公允價值確認，而如屬貸款及借貸以及應付款項，則扣除直接應佔交易成本。

本集團的金融負債包括貿易應付款項及應付票據、其他應付款項及應計費用、按公允價值變動計入損益之金融負債及計息銀行借貸。

## 2.4 MATERIAL ACCOUNTING POLICIES (continued)

### Financial liabilities (continued)

#### Subsequent measurement

The subsequent measurement of financial liabilities depends on their classification as follows:

#### Financial liabilities at fair value through profit or loss

Financial liabilities at fair value through profit or loss include financial liabilities held for trading and financial liabilities designated upon initial recognition as at fair value through profit or loss.

Financial liabilities are classified as held for trading if they are incurred for the purpose of repurchasing in the near term. This category also includes derivative financial instruments entered into by the Group that are not designated as hedging instruments in hedge relationships as defined by IFRS 9. Separated embedded derivatives are also classified as held for trading unless they are designated as effective hedging instruments. Gains or losses on liabilities held for trading are recognised in the statement of profit or loss. The net fair value gain or loss recognised in the statement of profit or loss does not include any interest charged on these financial liabilities.

## 2.4 重大會計政策 (續)

### 金融負債 (續)

#### 後續計量

後續計量金融負債按其分類之隨後計量如下：

#### 按公允價值變動計入損益的金融負債

按公允價值變動計入損益的金融負債包括持作買賣的金融負債及於初始確認時指定為公允價值變動計入損益的金融負債。

倘金融負債乃為於短期內購回而產生，則分類為持作買賣。此分類亦包括由本集團訂立的衍生金融工具，並非《香港財務報告準則》第9號界定對沖關係所指定的對沖工具。個別嵌入式衍生工具亦分類為持作買賣，惟其被指定為有效對沖工具則除外。持作買賣負債的收益或虧損於損益表中確認。於損益表中確認的公允價值收益或虧損淨額並不包括該等金融負債支付之任何利息。

## Notes to Financial Statements 財務報表附註

31 December 2025  
二零二五年十二月三十一日

### 2.4 MATERIAL ACCOUNTING POLICIES (continued)

#### Financial liabilities (continued)

##### *Subsequent measurement (continued)*

##### *Financial liabilities at fair value through profit or loss (continued)*

Financial liabilities designated upon initial recognition as at fair value through profit or loss are designated at the initial date of recognition, and only if the criteria in IFRS 9 are satisfied. Gains or losses on liabilities designated at fair value through profit or loss are recognised in the statement of profit or loss, except for the gains or losses arising from the Group's own credit risk which are presented in other comprehensive income with no subsequent reclassification to the statement of profit or loss. The net fair value gain or loss recognised in the statement of profit or loss does not include any interest charged on these financial liabilities.

##### *Financial liabilities at amortised cost (trade and other payables, and borrowings)*

After initial recognition, trade and other payables, and interest-bearing borrowings are subsequently measured at amortised cost, using the effective interest rate method unless the effect of discounting would be immaterial, in which case they are stated at cost. Gains and losses are recognised in the statement of profit or loss when the liabilities are derecognised as well as through the effective interest rate amortisation process.

Amortised cost is calculated by taking into account any discount or premium on acquisition and fees or costs that are an integral part of the effective interest rate. The effective interest rate amortisation is included in finance costs in the statement of profit or loss.

### 2.4 重大會計政策 (續)

#### 金融負債 (續)

##### *後續計量 (續)*

##### *按公允價值變動計入損益的金融負債 (續)*

於初始確認時指定為公允價值變動計入損益的金融負債於初始確認日期且僅在符合國際財務報告準則第9號項下標準時指定。指定按公允價值變動計入損益的負債的收益或虧損於損益表確認，惟於其他全面收益呈列且其後並無重新分類至損益之本集團自有信貸風險產生之收益或虧損除外。於損益表中確認的公允價值收益或虧損淨額並不包括該等金融負債的支付之任何利息。

##### *按攤銷成本計量之金融負債 (貿易及其他應付款項以及借貸)*

初始計量後，貿易及其他應付款項以及計息借貸後續採用實際利率法按攤銷成本計量，除非折現的影響屬非重大，則按成本計量。當負債終止確認以及透過實際利率法攤銷過程時，收益及虧損於損益表內確認。

計算攤銷成本時，應考慮購買產生的任何折價或溢價，及作為實際利率不可或缺的費用或成本。實際利率攤銷列入損益表內財務成本中。

## 2.4 MATERIAL ACCOUNTING POLICIES (continued)

### Financial liabilities (continued)

#### Convertible bonds

The component of convertible bonds that exhibits characteristics of a liability is recognised as a liability in the statement of financial position, net of transaction costs. On issuance of convertible bonds, the fair value of the liability component is determined using a market rate for an equivalent non-convertible bond; and this amount is carried as a long term liability on the amortised cost basis until extinguished on conversion or redemption. The remainder of the proceeds is allocated to the conversion option that is recognised and included in shareholders' equity, net of transaction costs. The carrying amount of the conversion option is not remeasured in subsequent years. Transaction costs are apportioned between the liability and equity components of the convertible bonds based on the allocation of proceeds to the liability and equity components when the instruments are first recognised.

### Derecognition of financial liabilities

A financial liability is derecognised when the obligation under the liability is discharged or cancelled, or expires.

When an existing financial liability is replaced by another from the same lender on substantially different terms, or the terms of an existing liability are substantially modified, such an exchange or modification is treated as a derecognition of the original liability and a recognition of a new liability, and the difference between the respective carrying amounts is recognised in the statement of profit or loss.

## 2.4 重大會計政策 (續)

### 金融負債 (續)

#### 可換股債券

可換股債券中顯示負債特徵的部分於扣除交易成本後在財務狀況表中確認為負債。於發行可換股債券時，負債部分之公允價值乃採用同等非可換股債券之市場利率釐定，而該金額按攤銷成本基準列為長期負債，直至於轉換或贖回時註銷為止。所得款項餘額經扣除交易成本後分配至已確認並計入股東權益之換股權。換股權之賬面值不會於其後年度重新計量。交易成本根據首次確認該等工具時所得款項分配至負債及權益部分之比例，於可換股債券之負債及權益部分之間分配。

### 終止確認金融負債

金融負債於債項下的責任被解除或取消或屆滿時終止確認。

倘現有金融負債由同一貸方授予條款迥異的其他債項取代，或現有負債的條款經重大修訂，則該等變更或修訂視作終止確認原負債及確認新負債，各賬面值的差額於損益表內確認。

## Notes to Financial Statements 財務報表附註

31 December 2025  
二零二五年十二月三十一日

### 2.4 MATERIAL ACCOUNTING POLICIES (continued)

#### Offsetting of financial instruments

Financial assets and financial liabilities are offset and the net amount is reported in the statement of financial position if, and only if, there is a currently enforceable legal right to offset the recognised amounts and there is an intention to settle on a net basis, or to realise the assets and settle the liabilities simultaneously.

#### Derivative financial instruments

##### *Initial recognition and subsequent measurement*

The Group uses derivative financial instruments, such as commodity future contracts to hedge its price fluctuation risk. Such derivative financial instruments are initially recognised at fair value on the date on which a derivative contract is entered into and are subsequently remeasured at fair value. Derivatives are carried as assets when the fair value is positive and as liabilities when the fair value is negative.

Any gains or losses arising from changes in fair value of derivatives are recognised directly in the statement of profit or loss.

### 2.4 重大會計政策 (續)

#### 抵銷金融工具

當且僅當現時存在一項可依法強制執行的權利，可抵銷已確認金額，且亦有意以淨額結算或同時變現資產及償付債務時，金融資產及金融負債均可予抵銷，並將淨額列入財務狀況表內。

#### 衍生金融工具

##### *初始確認及後續計量*

本集團採用衍生金融工具，比如商品期貨合約，對價格波動風險進行套期保值。此類衍生金融工具於訂立衍生工具合約日按公允價值初始確認，後續按公允價值重新計量。如衍生工具公允價值為正，則按資產入賬，如公允價值為負，則按負債入賬。

衍生工具按公允價值變動所產生之任何收益或損失直接於損益表中確認。

## 2.4 MATERIAL ACCOUNTING POLICIES (continued)

### Inventories

Inventories are valued at the lower of cost and net realisable value. Cost is determined on a weighted average basis. The costs of raw materials comprise the purchasing costs of the materials and other costs incurred in bringing the materials to their present locations and conditions. The costs of work in progress and finished goods comprise direct materials, direct labour and an appropriate proportion of manufacturing overheads. Net realisable value is based on estimated selling prices, less estimated costs to be incurred to completion and disposal.

### Cash and cash equivalents

Cash and cash equivalents in the statement of financial position comprise cash on hand and at banks, and short-term highly liquid deposits with a maturity of generally within three months that are readily convertible into known amounts of cash subject to an insignificant risk of changes in value, and held for the purpose of meeting short-term cash commitments.

For the purpose of the consolidated statement of cash flows, cash and cash equivalents comprise cash on hand and at banks, and short-term deposits as defined above, less bank overdrafts which are repayable on demand and form an integral part of the Group's cash management.

## 2.4 重大會計政策 (續)

### 存貨

存貨按成本值及可變現淨值兩者的較低者列賬。成本值按加權平均法計算。原材料成本包括材料的購買成本及將材料運至現有地點並達致現時狀況的其他成本。在製品及製成品的成本包括直接物料成本、直接勞動成本及製造過程經常性開支中的適當部分。可變現淨值乃根據估計售價扣除完成及處置時預期產生的成本計算。

### 現金及現金等價物

財務狀況表內的現金及現金等價物包括手頭現金及銀行存款，以及可隨時轉換為已知數額現金並一般三個月內到期且受價值變動風險影響輕微以及為滿足短期現金承擔而持有的短期高流通性存款。

就綜合現金流量表而言，現金及現金等價物包括手頭現金及銀行現金，以及上文界定的短期存款，再扣除須於要求時償還並構成本集團的現金管理一部分的銀行透支。

### 2.4 MATERIAL ACCOUNTING POLICIES (continued)

#### Provisions

A provision is recognised when the Group has a present obligation (legal or constructive) as a result of a past event and it is probable that an outflow of resources will be required to settle the obligation, provided that a reliable estimate can be made of the amount of the obligation.

When the Group expects some or all of a provision to be reimbursed, the reimbursement is recognised as a separate asset, but only when the reimbursement is virtually certain. The expense relating to a provision is presented in the statement of profit or loss net of any reimbursement.

When the effect of the time value of money is material, the amount recognised for a provision is the present value at the end of the reporting period of the future expenditures expected to be required to settle the obligation. The increase in the discounted present value amount arising from the passage of time is included in finance costs in the statement of profit or loss.

The Group provides for warranties in relation to the sale of certain industrial products for general repairs of defects occurring during the warranty period. Provisions for these assurance-type warranties granted by the Group are initially recognised based on sales volume and past experience of the level of repairs and returns, discounted to their present values as appropriate. The warranty-related cost is revised annually.

### 2.4 重大會計政策 (續)

#### 撥備

倘本集團因過往事件導致現有債務(法定或推定)及日後可能需要有資源外流以償還債務,惟在能對有關債務金額作出可靠估計的情況下,方可確認撥備。

倘本集團預期部分或全部撥備將獲償付,而幾乎肯定可獲償付,則有關償付確認為獨立資產。與撥備相關的開支於損益表中扣除任何償付金額後呈列。

倘貨幣的時間價值的影響重大,則確認的撥備金額為預期履行責任所需的未來開支於報告期末的現值。因時間流逝而引致的折現現值增加將在損益表的財務成本內確認。

本集團就銷售若干工業產品提供保修金,以對保修期內發生的缺陷進行一般維修。本集團就該等保證型保修金作出的撥備乃按銷量及過去的維修及退貨情況初始確認,並在適當的情況下折現至其現值。保修相關成本每年予以調整。

## 2.4 MATERIAL ACCOUNTING POLICIES (continued)

### Provisions (continued)

A contingent liability recognised in a business combination is initially measured at its fair value. Subsequently, it is measured at the higher of (i) the amount that would be recognised in accordance with the general policy for provisions above and (ii) the amount initially recognised less, when appropriate, the amount of income recognised in accordance with the policy for revenue recognition.

### Income tax

Income tax comprises current and deferred tax. Income tax relating to items recognised outside profit or loss is recognised outside profit or loss, either in other comprehensive income or directly in equity.

Current tax assets and liabilities are measured at the amount expected to be recovered from or paid to the taxation authorities, based on tax rates (and tax laws) that have been enacted or substantively enacted by the end of the reporting period, taking into consideration interpretations and practices prevailing in the jurisdictions in which the Group operates.

Deferred tax is provided, using the liability method, on all temporary differences at the end of the reporting period between the tax bases of assets and liabilities and their carrying amounts for financial reporting purposes, except that deferred tax is not recognised for the Pillar Two income taxes.

## 2.4 重大會計政策 (續)

### 撥備 (續)

於業務合併中確認的或然負債初始按公允價值計量。其後，按(i)根據上述一般撥備政策確認的金額及(ii)根據收益確認政策初始確認的金額減已確認收入金額(如適用)的較高者計量。

### 所得稅

所得稅由即期及遞延稅項組成。與確認於損益外的項目相關的所得稅，會在損益外確認為其他全面收益或直接計入權益。

即期稅項資產及負債以預期從稅務主管部門返還或獲支付的金額計量。採用的稅率(及稅法)為於報告期末已頒佈或大致上已頒佈的稅率(及稅法)，並需考慮本集團經營所處地區現行的詮釋及常規作法。

遞延稅項採用負債法，就財務報告目的而言，對所有於各報告期末就資產及負債的賬面值與計稅基礎不同而引致的暫時性差額計提撥備，除非第二支柱所得稅並不確認遞延稅項。

## Notes to Financial Statements 財務報表附註

31 December 2025  
二零二五年十二月三十一日

### 2.4 MATERIAL ACCOUNTING POLICIES (continued)

#### Income tax (continued)

Deferred tax liabilities are recognised for all taxable temporary differences, except:

- where the deferred tax liability arises from the initial recognition of an asset or liability in a transaction that is not a business combination and, at the time of the transaction, affects neither the accounting profit nor taxable profit or loss and does not give rise to equal taxable and deductible temporary differences; and
- in respect of taxable temporary differences associated with investments in subsidiaries and associates, where the timing of the reversal of the temporary differences can be controlled and it is probable that the temporary differences will not reverse in the foreseeable future.

Deferred tax assets are recognised for all deductible temporary differences, and the carryforward of unused tax credits and unused tax losses, to the extent that it is probable that taxable profit will be available against which the deductible temporary differences, and the carryforward of unused tax credits and unused tax losses can be utilised, except:

### 2.4 重大會計政策 (續)

#### 所得稅 (續)

遞延稅項負債乃就所有應課稅暫時性差額確認，除非：

- 遞延稅項負債來自於一項非業務合併交易中初始確認的一項資產或負債，且於交易之時既不影響會計溢利亦不影響應課稅溢利或虧損，以及不會產生金額相等的應課稅及可扣減暫時性差額；及
- 乃關乎於附屬公司及聯營公司的投資的應課稅暫時性差額，惟暫時性差額的撥回時間可予控制，且暫時性差額可能不會於可見將來撥回。

遞延稅項資產乃就所有可扣減暫時性差額、結轉未動用稅項抵免及未動用稅項虧損確認，惟以將來有應課稅溢利用於抵銷可扣減暫時性差額，以及結轉未動用稅項抵免及未動用稅項虧損為限，除非：

## 2.4 MATERIAL ACCOUNTING POLICIES (continued)

### Income tax (continued)

- when the deferred tax asset relating to the deductible temporary differences arises from the initial recognition of an asset or liability in a transaction that is not a business combination and, at the time of the transaction, affects neither the accounting profit nor taxable profit or loss; and
- in respect of deductible temporary differences associated with investments in subsidiaries and associates, deferred tax assets are only recognised to the extent that it is probable that the temporary differences will reverse in the foreseeable future and taxable profit will be available against which the temporary differences can be utilised.

The carrying amount of deferred tax assets is reviewed at the end of each reporting period and reduced to the extent that it is no longer probable that sufficient taxable profit will be available to allow all or part of the deferred tax asset to be utilised. Unrecognised deferred tax assets are reassessed at the end of each reporting period and are recognised to the extent that it has become probable that sufficient taxable profit will be available to allow all or part of the deferred tax asset to be recovered.

## 2.4 重大會計政策 (續)

### 所得稅 (續)

- 遞延稅項資產關乎因資產或負債於一項非業務合併交易中被初始確認的可扣減暫時性差額，並於交易進行時既不影響會計溢利亦不影響應課稅溢利或虧損；及
- 乃關乎於附屬公司及聯營公司的投資的應扣減暫時性差額，遞延稅項資產的確認僅限於暫時性差額可能於可見將來撥回而且將有應課稅溢利用於抵銷可動用的暫時性差額。

於各報告期末時審閱遞延稅項資產的賬面值，並減低至不再有足夠應課稅溢利可用以全部或部分抵銷將動用遞延稅項資產為止。未確認的遞延稅項資產將於各報告期末再被評估，並在有足夠應課稅溢利抵銷全部或部分將收回遞延稅項資產時被確認。

### 2.4 MATERIAL ACCOUNTING POLICIES (continued)

#### Income tax (continued)

Deferred tax assets and liabilities are measured at the tax rates that are expected to apply to the period when the asset is realised or the liability is settled, based on tax rates (and tax laws) that have been enacted or substantively enacted by the end of the reporting period.

Deferred tax assets and deferred tax liabilities are offset and only if the Group has a legally enforceable right to set off current tax assets and current tax liabilities and the deferred tax assets and deferred tax liabilities relate to income taxes levied by the same taxation authority on either the same taxable entity or different taxable entities which intend either to settle current tax liabilities and assets on a net basis, or to realise the assets and settle the liabilities simultaneously, in each future period in which significant amounts of deferred tax liabilities or assets are expected to be settled or recovered.

#### Government grants

Government grants are recognised at their fair value where there is reasonable assurance that the grant will be received and all attaching conditions will be complied with. When the grant relates to an expense item, it is recognised as income on a systematic basis over the periods that the costs, for which is intended to compensate, are expensed.

Where the grant relates to an asset, the fair value is credited to a deferred government grant account and is released to the statement of profit or loss over the expected useful life of the relevant asset by equal annual instalments.

### 2.4 重大會計政策 (續)

#### 所得稅 (續)

遞延稅項資產及負債乃根據報告期末已頒佈或大致上已頒佈的稅率(及稅法)，按資產變現或負債清償期間的預期適用稅率計算。

僅當本集團擁有法定行使權可將當期稅項資產與當期稅項負債相互抵銷及遞延稅項資產與遞延稅項負債與由同一稅務機關對同一應課稅實體或不同的應課稅實體所徵收的所得稅有關，而該等實體有意在日後每個預計有大額遞延稅項負債需要清償或大額遞延稅項資產可以收回的期間內，按淨額基準清償當期稅項負債及資產，或同時變現該資產及清償該負債，即遞延稅項資產可與遞延稅項負債互相抵銷。

#### 政府補貼

倘能合理確定能收到補貼及遵循補貼的所有相關條件，政府補貼會按公允價值確認。倘補貼與開支項目相關，會在按擬用以彌償成本的期間以系統化基準確認為收入。

倘補貼與資產相關，公允價值會計入遞延政府補貼賬目，並於有關資產預計可使用年期內以數額相等的年度款項撥入損益表。

## 2.4 MATERIAL ACCOUNTING POLICIES (continued)

### Revenue recognition

#### *Revenue from contracts with customers*

Revenue from contracts with customers is recognised when control of goods or services is transferred to the customers at an amount that reflects the consideration to which the Group expects to be entitled in exchange for those goods or services.

When the consideration in a contract includes a variable amount, the amount of consideration is estimated to which the Group will be entitled in exchange for transferring the goods or services to the customer. The variable consideration is estimated at contract inception and constrained until it is highly probable that a significant revenue reversal in the amount of cumulative revenue recognised will not occur when the associated uncertainty with the variable consideration is subsequently resolved.

When the contract contains a financing component which provides the customer with a significant benefit of financing the transfer of goods or services to the customer for more than one year, revenue is measured at the present value of the amount receivable, discounted using the discount rate that would be reflected in a separate financing transaction between the Group and the customer at contract inception. When the contract contains a financing component which provides the Group with a significant financial benefit for more than one year, revenue recognised under the contract includes the interest expense accreted on the contract liability under the effective interest method. For a contract where the period between the payment by the customer and the transfer of the promised goods or services is one year or less, the transaction price is not adjusted for the effects of a significant financing component, using the practical expedient in IFRS 15.

## 2.4 重大會計政策 (續)

### 收益確認

#### *客戶合約收益*

客戶合約收益於貨物或服務的控制權轉讓予客戶時確認，其金額反映本集團預期於轉讓該等貨物或服務時有權享有的代價。

倘合約代價包含可變金額，則其根據本集團於就交換向客戶轉讓貨物或服務時將享有的代價金額進行估計。可變代價於合約開始時估計並受到限制，直至與可變金額相關的不明朗因素於其後解除時，有關累計已確認收益金額的重大收益撥回極可能不會產生時方可解除。

倘合約包括給予客戶有關向其轉讓貨物或服務的重大融資利益（一年以上）的融資部分，則收益以應收金額現值計量，並按可反映於合約開始時本集團及客戶獨立融資交易的折現率進行折現。倘合約包括向本集團提供超過一年的重大融資利益的融資部分時，則合約項下確認的收益包括按實際利率法於合約負債列賬的利息開支。倘合約中有關客戶付款與轉讓承諾貨物或服務的期間少於一年，則交易價格不會根據重大融資部分的影響予以調整，而是應用國際財務報告準則第15號項下的實際可行權宜方法。

## Notes to Financial Statements 財務報表附註

31 December 2025  
二零二五年十二月三十一日

### 2.4 MATERIAL ACCOUNTING POLICIES (continued)

#### Revenue recognition (continued)

##### Revenue from contracts with customers (continued)

##### (a) Sale of industrial products

Revenue from the sale of industrial products is recognised at the point in time when control of the asset is transferred to the customer, generally on delivery of the industrial products.

Some contracts for the sale of industrial products provide customers with rights of volume rebates, giving rise to variable consideration.

##### Volume rebates

Retrospective volume rebates may be provided to certain customers once the quantity of products purchased during the period exceeds a threshold specified in the contract. Rebates are offset against amounts payable by the customer. To estimate the variable consideration for the expected future rebates, the most likely amount method is used for contracts with a single-volume threshold and the expected value method for contracts with more than one volume threshold. The selected method that best predicts the amount of variable consideration is primarily driven by the number of volume thresholds contained in the contract. The requirements on constraining estimates of variable consideration are applied and a refund liability for the expected future rebates is recognised.

### 2.4 重大會計政策 (續)

#### 收益確認 (續)

##### 客戶合約收益 (續)

##### (a) 銷售工業產品

銷售工業產品的收益於資產控制權轉移至客戶時獲確認，一般為交付工業產品時。

銷售工業產品的部分合約向客戶提供批量回扣權利，產生可變代價。

##### 批量回扣

當期內已購產品數量超過合約特定限額時，則可能向若干客戶提供追溯批量回扣。回扣抵銷客戶應付款項。為估計預計未來回扣的可變代價，已使用最可能的金額方法估計單一交易門檻的合約，而對多於一個交易門檻的合約則使用預期價值方法。最佳預測可變代價金額的所選方法主要取決於合約所載的交易門檻數量。已應用可變代價估計限制的規定，並就預期未來回扣確認退款負債。

## 2.4 MATERIAL ACCOUNTING POLICIES (continued)

### Revenue recognition (continued)

#### Revenue from contracts with customers (continued)

#### (b) Sale of properties

Revenue from the sales of properties is recognised at the point in time when control of the ownership is transferred to the buyer.

#### Revenue from other sources

Rental income is recognised on a time proportion basis over the lease terms.

#### Other income

Interest income is recognised on an accrual basis using the effective interest method by applying the rate that exactly discounts the estimated future cash receipts over the expected life of the financial instrument or a shorter period, when appropriate, to the net carrying amount of the financial asset.

Dividend income is recognised when the shareholders' right to receive payment has been established, it is probable that the economic benefits associated with the dividend will flow to the Group and the amount of the dividend can be measured reliably.

## 2.4 重大會計政策 (續)

### 收益確認 (續)

#### 客戶合約收益 (續)

#### (b) 出售物業

出售物業的收益於所有權轉移至買方時獲確認。

#### 其他來源所得收益

租金收益按時間比率基準在租約年期內確認。

#### 其他收入

利息收益按應計基準以實際利率法將金融工具估計未來在預計可使用年期期間或較短期間(倘適用)收取的現金準確折現至金融資產賬面淨值的利率確認。

股息收入於股東收取款項的權利已確立時確認，與股息相關的經濟利益很可能流入本集團，而股息金額能夠可靠計量。

## Notes to Financial Statements 財務報表附註

31 December 2025  
二零二五年十二月三十一日

### 2.4 MATERIAL ACCOUNTING POLICIES (continued)

#### Contract liabilities

A contract liability is recognised when a payment is received or a payment is due (whichever is earlier) from a customer before the Group transfers the related goods or services. Contract liabilities are recognised as revenue when the Group performs under the contract (i.e., transfers control of the related goods or services to the customer).

#### Share-based payments

The Company operates a share option scheme for the purpose of providing incentives and rewards to eligible participants who contribute to the success of the Group's operations. Employees (including Directors) of the Group receive remuneration in the form of share-based payments, whereby employees render services in exchange for equity instruments ("**equity-settled transactions**"). The cost of equity-settled transactions with employees for grants after 7 November 2002 is measured by reference to the fair value at the date at which they are granted. The fair value is determined by an external valuer using a binomial lattice model, further details of which are given in note 33 to the financial statements.

### 2.4 重大會計政策 (續)

#### 合約負債

合約負債於本集團將相關貨物或服務轉讓之前自客戶收取付款或付款到期 (以較早者為準) 時確認。合約負債於本集團履行合約 (即向客戶轉讓相關貨物或服務之控制權) 時確認為收益。

#### 以股份為基礎的付款

本公司設有一項購股權計劃，旨在為對本集團業務成功作出貢獻的合資格參與者，提供鼓勵與獎賞。本集團僱員 (包括董事) 獲支付以股份為基礎的付款的方式收取報酬，而僱員則提供服務以換取權益工具 (「**以權益結算的交易**」)。於二零零二年十一月七日後與僱員之間以權益結算的交易的成本乃參考授出當日的公允價值計算。該公允價值乃由外部估值師採用二項式點陣模型釐定，有關進一步詳情載於財務報表附註33。

## 2.4 MATERIAL ACCOUNTING POLICIES (continued)

### Share-based payments (continued)

The cost of equity-settled transactions is recognised in employee benefit expense, together with a corresponding increase in equity, over the period in which the performance and/or service conditions are fulfilled. The cumulative expense recognised for equity-settled transactions at the end of the reporting period until the vesting date reflects the extent to which the vesting period has expired and the Group's best estimate of the number of equity instruments that will ultimately vest. The charge or credit to the statement of profit or loss for a period represents the movement in the cumulative expense recognised as at the beginning and end of that period.

Service and non-market performance conditions are not taken into account when determining the grant date fair value of awards, but the likelihood of the conditions being met is assessed as part of the Group's best estimate of the number of equity instruments that will ultimately vest. Market performance conditions are reflected within the grant date fair value. Any other conditions attached to an award, but without an associated service requirement, are considered to be non-vesting conditions. Non-vesting conditions are reflected in the fair value of an award and lead to an immediate expensing of an award unless there are also service and/or performance conditions.

## 2.4 重大會計政策 (續)

### 以股份為基礎的付款 (續)

以權益結算的交易的成本在表現及／或服務條件得以履行的期間內，連同相應增加的股權於僱員福利開支內確認。於歸屬日期前的報告期末，以權益結算的交易所確認的累計費用，反映了歸屬期屆滿的程度及本集團對於最終將歸屬的權益工具數量的最佳估計。期內於損益表的借記或貸記金額，指該期初及期末所確認的累計費用的變動。

釐定獎勵之授出日公允價值並不考慮服務及非市場表現條件，惟能達成條件之可能性則被評定為將最終歸屬為本集團權益工具數目之最佳估計之一部分。市場表現條件將反映在授出日之公允價值內。附帶於獎勵中但並無相關聯服務要求之其他任何條件皆視為非歸屬條件。除非亦有服務及／或表現條件，否則非歸屬條件乃於獎勵之公允價值中反映並導致獎勵即時支銷。

### 2.4 MATERIAL ACCOUNTING POLICIES (continued)

#### Share-based payments (continued)

For awards that do not ultimately vest because non-market performance and/or service conditions have not been met, no expense is recognised. Where awards include a market or non-vesting condition, the transactions are treated as vesting irrespective of whether the market or non-vesting condition is satisfied, provided that all other performance and/or service conditions are satisfied.

Where the terms of an equity-settled award are modified, as a minimum an expense is recognised as if the terms had not been modified, if the original terms of the award are met. In addition, an expense is recognised for any modification that increases the total fair value of the share-based payments, or is otherwise beneficial to the employee as measured at the date of modification.

Where an equity-settled award is cancelled, it is treated as if it had vested on the date of cancellation, and any expense not yet recognised for the award is recognised immediately. This includes any award where non-vesting conditions within the control of either the Group or the employee are not met. However, if a new award is substituted for the cancelled award, and is designated as a replacement award on the date that it is granted, the cancelled and new awards are treated as if they were a modification of the original award, as described in the previous paragraph.

The dilutive effect of outstanding options is reflected as additional share dilution in the computation of earnings per share.

### 2.4 重大會計政策 (續)

#### 以股份為基礎的付款 (續)

對於由於未達成非市場表現及／或服務條件而最終並無歸屬的報酬並不確認為開支。倘報酬包括市場或非歸屬條件，在所有其他表現及／或服務條件均獲履行的情況下，不論市場條件或非歸屬條件是否符合，有關交易均視作已歸屬。

倘若以權益結算的獎勵的條款有所變更，則在達致獎勵原定條款的情況下，所確認的開支最少須達到猶如條款並無任何變更的水平。此外，倘若按變更日期計算，任何變更導致以股份為基礎的付款的公允價值總額有所增加，或對僱員帶來其他利益，則應就該等變更確認開支。

倘若以權益結算的獎勵被註銷，應被視為已於註銷日期歸屬，任何尚未確認的授予獎勵的開支，均須即時確認。這包括在本集團或其僱員控制內的非歸屬條件並未達成的任何獎勵。然而，若授予新獎勵代替已註銷的獎勵，並於授出日期指定為替代獎勵，則已註銷之獎勵及新獎勵，誠如前段所述，均應被視為原獎勵的變更。

計算每股盈利時，尚未行使購股權之攤薄效應則反映為額外股份攤薄。



## 2.4 MATERIAL ACCOUNTING POLICIES (continued)

### Other employee benefits

#### *Pension schemes*

The Group operates a defined contribution Mandatory Provident Fund retirement benefit scheme (the “**MPF Scheme**”) under the Mandatory Provident Fund Schemes Ordinance for all of its employees in Hong Kong. Contributions are made based on a percentage of the employees’ basic salaries and are charged to the statement of profit or loss as they become payable in accordance with the rules of the MPF Scheme. The assets of the MPF Scheme are held separately from those of the Group in an independently administered fund. The Group’s employer contributions vest fully with the employees when contributed into the MPF Scheme.

The employees of the Group’s subsidiaries which operate in the Chinese mainland are required to participate in a central pension scheme operated by the local municipal government. These subsidiaries are required to contribute a certain percentage of their payroll costs to the central pension scheme. The contributions are charged to the statement of profit or loss as they become payable in accordance with the rules of the central pension scheme.

## 2.4 重大會計政策 (續)

### 其他僱員福利

#### *退休金計劃*

本集團根據強制性公積金計劃條例，為香港所有僱員提供定額供款強制性公積金退休福利計劃（「**強積金計劃**」）。供款乃根據僱員基本薪金之百分比計算，並於有關款項根據強積金計劃之規則須予支付時計入損益表。強積金計劃之資產乃獨立於本集團之資產，並由獨立管理之基金持有。本集團之僱主供款於向強積金計劃作出供款時全數歸於僱員。

本集團於中國內地經營的附屬公司的僱員須參與地方市政府運作的中央養老金計劃。該等附屬公司須按其工資成本的若干比例向中央養老金計劃供款。供款於根據中央退休金計劃規則應付時自損益表扣除。



## Notes to Financial Statements 財務報表附註

31 December 2025  
二零二五年十二月三十一日

### 2.4 MATERIAL ACCOUNTING POLICIES *(continued)*

#### Borrowing costs

Borrowing costs directly attributable to the acquisition, construction or production of qualifying assets, i.e., assets that necessarily take a substantial period of time to get ready for their intended use or sale, are capitalised as part of the cost of those assets. The capitalisation of such borrowing costs ceases when the assets are substantially ready for their intended use or sale. Investment income earned on the temporary investment of specific borrowings pending their expenditure on qualifying assets is deducted from the borrowing costs capitalised. All other borrowing costs are recognised as expenses in the period in which they are incurred. Borrowing costs consist of interest and other costs that an entity incurs in connection with the borrowing of funds.

Where funds have been borrowed generally, and used for the purpose of obtaining qualifying assets, No capitalisation has been applied to the expenditure on the individual assets.

### 2.4 重大會計政策 (續)

#### 借貸成本

因收購、建設或生產合規格資產(需於一段長時間方能達致其擬定用途或出售者)而直接產生的借貸成本撥充該等資產的部分成本。倘資產已大致上可作其擬定用途或出售,則該等借貸成本將會停止資本化。臨時投資待用於合規格資產開支的特定借貸而賺取的投資收益,從已資本化借貸成本中扣除。其他所有借貸成本均在產生時確認為開支。借貸成本包括實體涉及有關資金借貸的利息及其他成本。

倘資金以一般方式借入並用於獲取合資格資產用途,則並無對個別資產支出採用資本化。

## 2.4 MATERIAL ACCOUNTING POLICIES (continued)

### Events after the reporting period

If the Group receives information after the reporting period, but prior to the date of authorisation for issue, about conditions that existed at the end of the reporting period, it will assess whether the information affects the amounts that it recognises in its financial statements. The Group will adjust the amounts recognised in its financial statements to reflect any adjusting events after the reporting period and update the disclosures that relate to those conditions in light of the new information. For non-adjusting events after the reporting period, the Group will not change the amounts recognised in its financial statements, but will disclose the nature of the non-adjusting events and an estimate of their financial effects, or a statement that such an estimate cannot be made, if applicable.

### Dividends

Final dividends are recognised as a liability when they are approved by the shareholders in a general meeting. Proposed final dividends are disclosed in the notes to the financial statements.

Interim dividends are simultaneously proposed and declared, because the Company's memorandum and articles of association grant the Directors the authority to declare interim dividends. Consequently, interim dividends are recognised immediately as a liability when they are proposed and declared.

## 2.4 重大會計政策 (續)

### 報告期後事項

倘本集團在報告期後但在授權發佈日期之前收到有關報告期末現有狀況的資料，則將評估該等資料是否影響其在財務報表中確認的金額。本集團將調整其於財務報表中確認的金額，以反映報告期後的任何調整事件，並根據新資料更新與該等狀況相關的披露。對於報告期後的非調整事件，本集團不會更改其於財務報表中確認的金額，惟將披露非調整事項的性質及其財務影響的估計，或聲明無法作出有關估計（如適用）。

### 股息

末期股息在股東大會上獲股東批准時確認為負債。擬定末期股息於財務報表附註披露。

中期股息於建議的同時宣派，因為本公司的組織章程大綱及細則授予董事權力宣派中期股息。因此，中期股息於建議及宣派時即時確認為負債。

## Notes to Financial Statements 財務報表附註

31 December 2025  
二零二五年十二月三十一日

### 2.4 MATERIAL ACCOUNTING POLICIES (continued)

#### Foreign currencies

The financial statements are presented in RMB. In prior years, the Company's functional currency was RMB. As at 1 July 2018, the Directors had re-evaluated the economic environment of the Company and determined that the functional currency of the Company has been changed from RMB to USD given its major funding and financing activities were raised increasingly in USD. Each entity in the Group determines its own functional currency and items included in the financial statements of each entity are measured using that functional currency. Foreign currency transactions recorded by the entities in the Group are initially recorded using their respective functional currency rates prevailing at the dates of the transactions. Monetary assets and liabilities denominated in foreign currencies are translated at the functional currency rates of exchange ruling at the end of the reporting period. Differences arising on settlement or translation of monetary items are recognised in the statement of profit or loss.

Non-monetary items that are measured in terms of historical cost in a foreign currency are translated using the exchange rates at the dates of the initial transactions. Non-monetary items measured at fair value in a foreign currency are translated using the exchange rates at the date when the fair value was measured. The gain or loss arising on translation of a non-monetary item measured at fair value is treated in line with the recognition of the gain or loss on change in fair value of the item (i.e., translation difference on the item whose fair value gain or loss is recognised in other comprehensive income or profit or loss is also recognised in other comprehensive income or profit or loss, respectively).

### 2.4 重大會計政策 (續)

#### 外幣

財務報表以人民幣呈列。於過往年度，本公司的功能貨幣為人民幣。於二零一八年七月一日，董事已重新評估本公司的經濟環境，由於以美元計值的主要集資及融資活動持續增長，故決定將本公司的功能貨幣由人民幣更改為美元。本集團內各實體自行決定其功能貨幣及各實體的財務報表項目以該功能貨幣計算。本集團內各實體錄得的外幣交易最初以交易當日的各自適用功能貨幣匯率記錄入賬。以外幣列值的貨幣性資產及負債，則按報告期末的功能貨幣匯率換算。貨幣項目結算或換算產生的差額於損益表中確認。

按外幣歷史成本計量的非貨幣項目按首次交易日期的匯率換算。按外幣公允價值計量的非貨幣項目採用釐定公允價值當日的匯率換算。換算按公允價值計量的非貨幣項目產生之收益或虧損的處理方式，與有關項目公允價值變動之收益或虧損的確認方式相符（即公允價值收益或虧損於其他全面收益或損益中確認之項目的換算差額，亦會分別於其他全面收益或損益中確認）。

## 2.4 MATERIAL ACCOUNTING POLICIES (continued)

### Foreign currencies (continued)

In determining the exchange rate on initial recognition of the related asset, expense or income on the derecognition of a non-monetary asset or non-monetary liability relating to an advance consideration, the date of initial transaction is the date on which the Group initially recognises the non-monetary asset or non-monetary liability arising from the advance consideration. If there are multiple payments or receipts in advance, the Group determines the transaction date for each payment or receipt of the advance consideration.

The functional currencies of certain overseas subsidiaries are currencies other than the RMB. As at the end of the reporting period, the assets and liabilities of these entities are translated into RMB at the exchange rates prevailing at the end of the reporting period and their statements of profit or loss are translated into RMB at the exchange rates that approximate to those prevailing at the dates of the transactions.

The resulting exchange differences are recognised in other comprehensive income and accumulated in the exchange fluctuation reserve. On disposal of a foreign operation, the component of other comprehensive income relating to that particular foreign operation is recognised in the statement of profit or loss.

Any goodwill arising on the acquisition of a foreign operation and any fair value adjustments to the carrying amounts of assets and liabilities arising on acquisition are treated as assets and liabilities of the foreign operation and translated at the closing rate.

## 2.4 重大會計政策 (續)

### 外幣 (續)

於釐定相關資產初始確認的匯率、終止確認與墊付代價有關的非貨幣資產或非貨幣負債的開支或收入時，首次交易日期為本集團初始確認墊付代價產生的非貨幣資產或非貨幣負債之日。倘存在多筆預付款或預收款，則本集團就每筆預付代價款或收取預付代價款釐定交易日期。

若干海外附屬公司的功能貨幣並非人民幣。於報告期末，該等實體的資產及負債按報告期末的匯率折算為人民幣，而其損益表按交易日期的近似匯率折算為人民幣。

因此而產生的匯兌差額於其他全面收益確認並於匯兌波動儲備累計。出售國外業務時，有關其特定國外業務的其他全面收益的組成部分於損益表內確認。

任何由於收購海外業務產生的商譽及任何因收購帶來的資產及負債的賬面值的公允價值調整，均被視作海外業務的資產及負債處理，並按年終匯率換算。

## Notes to Financial Statements 財務報表附註

31 December 2025  
二零二五年十二月三十一日

### 2.4 MATERIAL ACCOUNTING POLICIES (continued)

#### Foreign currencies (continued)

For the purpose of the consolidated statement of cash flows, the cash flows of overseas subsidiaries are translated into RMB at the exchange rates ruling at the dates of the cash flows. Frequently recurring cash flows of subsidiaries which arise throughout the year are translated into RMB at the weighted average exchange rates for the year.

### 3. SIGNIFICANT ACCOUNTING JUDGEMENTS AND ESTIMATES

The preparation of the Group's financial statements requires management to make judgements, estimates and assumptions that affect the reported amounts of revenues, expenses, assets and liabilities, and their accompanying disclosures, and the disclosure of contingent liabilities. Uncertainty about these assumptions and estimates could result in outcomes that could require a material adjustment to the carrying amounts of the assets or liabilities affected in the future.

#### Judgements

In the process of applying the Group's accounting policies, management has made the following judgements, apart from those involving estimations, which have the most significant effect on the amounts recognised in the financial statements:

### 2.4 重大會計政策 (續)

#### 外幣 (續)

就編製綜合現金流量表而言，海外附屬公司的現金流量按現金流量日期適用的匯率換算為人民幣。附屬公司在年內產生的經常性現金流量會按該年度的加權平均匯率換算為人民幣。

### 3. 重大會計判斷及估計

本集團財務報表的編製需要管理層作出影響收益、開支、資產及負債呈報金額的判斷、估計及假設，並需作出相應披露及披露或然負債。該等假設及估計不確定性會導致未來須對受影響資產或負債的賬面值進行重大調整。

#### 判斷

在應用本集團會計政策過程中，管理層所作之以下判斷(除涉及估計外)乃對財務報表所確認之金額有最重大的影響：

### 3. SIGNIFICANT ACCOUNTING JUDGEMENTS AND ESTIMATES (continued)

#### Judgements (continued)

##### *Property lease classification - Group as lessor*

The Group has entered into industrial properties leases on its investment properties portfolio. The Group has determined, based on an evaluation of the terms and conditions of the arrangements, such as the lease term not constituting a major part of the economic life of the commercial property and the present value of the minimum lease payments not amounting to substantially all the fair value of the commercial property, that it retains substantially all the significant risks and rewards incidental to ownership of these properties which are leased out and accounts for the contracts as operating leases.

##### *Significant judgement in determining the lease term of contracts with renewal options*

The Group has several lease contracts that include extension and termination options. The Group applies judgement in evaluating whether or not to exercise the option to renew or terminate the lease. That is, it considers all relevant factors that create an economic incentive for it to exercise either the renewal or termination. After the commencement date, the Group reassesses the lease term if there is a significant event or change in circumstances that is within its control and affects its ability to exercise or not to exercise the option to renew or to terminate the lease (e.g., construction of significant leasehold improvements or significant customisation to the leased asset).

### 3. 重大會計判斷及估計 (續)

#### 判斷 (續)

##### *物業租賃分類—本集團作為出租人*

本集團已就其投資物業組合訂立工業物業租賃。根據對有關安排條款及條件之評估，如租期不構成商用物業之經濟壽命的主要部分且最低租賃款項現值不等於商用物業之絕大部分公允價值，本集團已釐定其保留該等已出租物業所有權附帶的絕大部分風險及回報，並將有關合約以經營租賃入賬。

##### *於釐定續租選擇權合約租賃期時作出的重大判斷*

本集團擁有多項包括續租及終止選擇權的租賃合約。本集團於評估是否行使選擇權續新或終止租賃時會作出判斷。換言之，其將所有會對行使續新或終止構成經濟激勵的相關因素列入考慮。於開始日期後，倘於其控制範圍內發生重大事件或情況變動且會影響其行使或不行使續新或終止租賃選擇權的能力（例如建造重大租賃物業或對租賃資產的重大定制），則本集團會重新評估租期。

### 3. SIGNIFICANT ACCOUNTING JUDGEMENTS AND ESTIMATES (continued)

#### Judgements (continued)

##### *Significant judgement in determining the lease term of contracts with renewal options (continued)*

The Group includes the renewal period as part of the lease term for leases of plant and machinery with longer non-cancellable periods (i.e., 10 to 15 years) are not included as part of the lease term as these are not reasonably certain to be exercised.

##### *Classification between investment properties and owner-occupied properties*

The Group determines whether a property qualifies as an investment property, and has developed criteria in making that judgement. Investment property is a property held to earn rentals or for capital appreciation or both. Therefore, the Group considers whether a property generates cash flows largely independently of the other assets held by the Group. Some properties comprise a portion that is held to earn rentals or for capital appreciation and another portion that is held for use in the production or supply of goods or services or for administrative purposes. If these portions could be sold separately or leased out separately under a finance lease, the Group accounts for the portions separately. If the portions could not be sold separately, the property is an investment property only if an insignificant portion is held for use in the production or supply of goods or services or for administrative purposes. Judgement is made on an individual property basis to determine whether ancillary services are so significant that a property does not qualify as an investment property.

### 3. 重大會計判斷及估計 (續)

#### 判斷 (續)

##### *於釐定續租選擇權合約租賃期時作出的重大判斷 (續)*

本集團將續新期間計作租賃的一部分租期，而不可取消期限較長（即10至15年）的廠房及機器租賃的續新選擇權不包含在租賃期限內，原因為該等選擇權不可合理確定會被行使。

##### *投資物業與業主自用物業的分類*

本集團決定物業是否符合投資物業的資格，並已制訂作出判斷的準則。投資物業乃持作為賺取租金或資本增值或兩者兼得的物業。因此，本集團會考慮一項物業產生的現金流量是否大致上獨立於本集團所持的其他資產。某些物業的部分乃持作為賺取租金或資本增值，而另一部分則持作為用於生產或供應貨品或服務或作行政用途。倘該等部分可以分開出售或根據融資租賃分開出租，本集團會將有關部分獨立入賬。倘該等部分無法分開出售，則僅會在用於生產或供應貨品或服務或作行政用途而持有的部分並不重大時，有關物業方會列作投資物業。本集團對個別物業作出判斷，以決定附屬服務是否重要以致物業並不符合投資物業的資格。

### 3. SIGNIFICANT ACCOUNTING JUDGEMENTS AND ESTIMATES (continued)

#### Judgements (continued)

##### Tax

Determining income tax provisions requires the Group to make judgements on the future tax treatment of certain transactions. The Group carefully evaluates tax implications of transactions in accordance with prevailing tax regulations and practices and makes tax provisions accordingly.

Deferred tax assets are recognised for unused tax losses to the extent that it is probable that taxable profit will be available against which the losses can be utilised. Significant management judgement is required to determine the amount of deferred tax assets that can be recognised, based upon the likely timing and the level of future taxable profits, together with future tax planning strategies.

The Group's determination as to whether to recognise deferred tax liability for withholding taxes from the distribution of dividends from the subsidiaries in the PRC according to the relevant tax jurisdictions is subject to judgement on the timing of distribution of dividends. The Directors had assessed whether it is probable for the Group's PRC subsidiaries to distribute dividends out of their profits earned after 1 January 2008. For details, refer to note 31 to the financial statements.

### 3. 重大會計判斷及估計 (續)

#### 判斷 (續)

##### 稅項

釐定所得稅撥備要求本集團對未來若干交易的稅務處理作出判斷。本集團根據現行稅務法規及慣例仔細評估交易的稅務影響，並據此作出稅項撥備。

僅在很可能取得應課稅利潤作抵銷虧損的情況下，方會就所有未動用稅項虧損確認遞延稅項資產。在釐定可予確認的遞延稅項資產款項時，須根據可能的時間、未來應課稅利潤的水準連同未來稅項計劃策略，作出重要的管理層判斷。

本集團於釐定是否就相關稅務司法權區來自中國附屬公司的股息分派引致的預扣稅確認遞延稅項負債時，須對派付股息的時間作出判斷。董事評估於二零零八年一月一日後由本集團中國附屬公司賺取的溢利分派股息的可能性。有關詳情請參閱財務報表附註31。

## Notes to Financial Statements 財務報表附註

31 December 2025  
二零二五年十二月三十一日

### 3. SIGNIFICANT ACCOUNTING JUDGEMENTS AND ESTIMATES (continued)

#### Estimation uncertainty

The key assumptions concerning the future and other key sources of estimation uncertainty at the reporting date, that have a significant risk of causing a material adjustment to the carrying amounts of assets and liabilities within the next financial years, are described below.

#### *Impairment of goodwill*

The Group determines whether goodwill is impaired at least on an annual basis. This requires an estimation of the value in use of the cash-generating units to which the goodwill is allocated. Estimating the value in use requires the Group to make an estimate of the expected future cash flows from the cash-generating units and also to choose a suitable discount rate in order to calculate the present value of those cash flows. The carrying amount of goodwill at 31 December 2025 was RMB3,711,000 (2024: RMB3,711,000). Further details are given in note 18 to the financial statements.

#### *Provision for expected credit losses on trade receivables*

The Group uses a provision matrix to calculate ECLs for trade receivables. The provision rates are based on days past due for groupings of various customer segments that have similar loss patterns (i.e., by customer type and rating, and coverage by letters of credit and other forms of credit insurance).

### 3. 重大會計判斷及估計 (續)

#### 估計不確定性

下文描述有關未來的主要假設及於報告日期估計不確定性的其他主要來源，該等因素於下個財政年度極有可能會導致資產及負債賬面值作出重大調整。

#### *商譽減值*

本集團至少每年釐定商譽是否減值。此乃需要估計已分配商譽的現金產生單位的可使用價值。於估計可使用價值時，本集團須估計該現金產生單位預期未來現金流量，選取合適的折現率以計算該等現金流量的現值。於二零二五年十二月三十一日，商譽的賬面值為人民幣3,711,000元（二零二四年：人民幣3,711,000元）。進一步詳情見財務報表附註18。

#### *貿易應收款項之預期信貸虧損撥備*

本集團採用撥備矩陣計算貿易應收款項之預期信貸虧損。撥備率乃基於因就擁有類似虧損模式的多個客戶分部進行分組（即客戶類別及評級及信用證或其他信貸保險形式的保障範圍）而逾期的日數計算。

### 3. SIGNIFICANT ACCOUNTING JUDGEMENTS AND ESTIMATES (continued)

#### Estimation uncertainty (continued)

##### *Provision for expected credit losses on trade receivables (continued)*

The provision matrix is initially based on the Group's historical observed default rates. The Group calibrates the matrix to adjust the historical credit loss experience with forward-looking information. For instance, if forecast economic conditions (i.e., gross domestic product) are expected to deteriorate over the next year which can lead to an increased number of defaults in the manufacturing sector, the historical default rates are adjusted. At each reporting date, the historical observed default rates are updated and changes in the forward-looking estimates are analysed.

The assessment of the correlation among historical observed default rates, forecast economic conditions and ECLs is a significant estimate. The amount of ECLs is sensitive to changes in circumstances and forecast economic conditions. The Group's historical credit loss experience and forecast of economic conditions may also not be representative of a customer's actual default in the future. The information about the ECLs on the Group's trade receivables is disclosed in note 22 to the financial statements.

### 3. 重大會計判斷及估計 (續)

#### 估計不確定性 (續)

##### *貿易應收款項之預期信貸虧損撥備 (續)*

撥備矩陣最初基於本集團的過往觀察違約率。本集團對矩陣進行校準，透過前瞻性資料調整過往信貸虧損經驗。例如，倘預測經濟狀況（如國內生產總值）預期於未來一年內惡化，並可能導致製造業的違約次數上升，則過往違約率將予以調整。於各報告日期，過往觀察違約率將予以更新並分析前瞻性估計的變動。

對過往觀察違約率、預測經濟狀況及預期信貸虧損間的相關性評估是一項重要估計。期信貸虧損的金額對環境變化及預測經濟狀況敏感。本集團的過往信貸虧損經驗及對經濟狀況的預測亦或不能代表客戶未來的實際違約。有關本集團貿易應收款項的預期信貸虧損資料於財務報表附註22中披露。

### 3. SIGNIFICANT ACCOUNTING JUDGEMENTS AND ESTIMATES (continued)

#### Estimation uncertainty (continued)

##### *Leases – Estimating the incremental borrowing rate*

The Group cannot readily determine the interest rate implicit in a lease, and therefore, it uses an incremental borrowing rate (“**IBR**”) to measure lease liabilities. The IBR is the rate of interest that the Group would have to pay to borrow over a similar term, and with a similar security, the funds necessary to obtain an asset of a similar value to the right-of-use asset in a similar economic environment. The IBR therefore reflects what the Group “would have to pay”, which requires estimation when no observable rates are available (such as for subsidiaries that do not enter into financing transactions) or when it needs to be adjusted to reflect the terms and conditions of the lease (for example, when leases are not in the subsidiary’s functional currency). The Group estimates the IBR using observable inputs (such as market interest rates) when available and is required to make certain entity-specific estimates (such as the subsidiary’s stand-alone credit rating).

### 3. 重大會計判斷及估計 (續)

#### 估計不確定性 (續)

##### *租賃 – 估算增量借貸利率*

本集團無法輕易釐定租賃內所隱含的利率，因此，使用增量借貸利率（「**增量借貸利率**」）計量租賃負債。增量借貸利率為本集團於類似經濟環境中為取得與使用權資產價值相近之資產，而以類似抵押品於類似期間借入所需資金應支付之利率。因此，增量借貸利率反映了本集團「應支付」的利率，當無可觀察的利率時（如就並無訂立融資交易之附屬公司而言）或當須對利率進行調整以反映租賃之條款及條件時（如當租賃並非以附屬公司之功能貨幣訂立時），則須作出利率估計。當可觀察輸入數據可用時，本集團使用可觀察輸入數據（如市場利率）估算增量借貸利率並須作出若干實體特定的估計（如附屬公司之獨立信貸評級）。

### 3. SIGNIFICANT ACCOUNTING JUDGEMENTS AND ESTIMATES (continued)

#### Estimation uncertainty (continued)

##### *Impairment of non-financial assets (other than goodwill)*

The Group assesses whether there are any indicators of impairment for all non-financial assets (including the right-of-use assets) at the end of each reporting period. Other non-financial assets are tested for impairment when there are indicators that the carrying amounts may not be recoverable. An impairment exists when the carrying value of an asset or a cash-generating unit exceeds its recoverable amount, which is the higher of its fair value less costs of disposal and its value in use. The calculation of the fair value less costs of disposal is based on available data from binding sales transactions in an arm's length transaction of similar assets or observable market prices less incremental costs for disposing of the asset. When value in use calculations are undertaken, management must estimate the expected future cash flows from the asset or cash-generating unit and choose a suitable discount rate in order to calculate the present value of those cash flows.

### 3. 重大會計判斷及估計 (續)

#### 估計不確定性 (續)

##### *非金融資產減值 (商譽除外)*

本集團於各報告期末評估所有非金融資產 (包括使用權資產) 有否任何減值跡象。其他非金融資產在有跡象顯示賬面值可能無法收回時進行減值測試。倘資產的賬面值或現金產生單位超逾其可收回金額 (即公允價值減出售成本與使用價值的較高者)，則視為已減值。公允價值減出售成本按自同類資產公平交易中具約束力的銷售交易的可得數據或可觀察市價減出售資產的增量成本計算。倘採用使用價值計算，則管理層須估計資產或現金產生單位的預計未來現金流量，選取合適的折現率以計算該等現金流量的現值。

### 3. SIGNIFICANT ACCOUNTING JUDGEMENTS AND ESTIMATES (continued)

#### Estimation uncertainty (continued)

##### *Useful lives of property, plant and equipment*

The Group determines the estimated useful lives and related depreciation charges for its property, plant and equipment. This estimate is based on the historical experience of the actual useful lives of property, plant and equipment of similar nature and functions. It could change significantly as a result of technical innovations, competitor actions in response to severe industry cycles or unforeseeable change in legal enforcement rights in future. Management will increase the depreciation charge where useful lives are less than previously estimated lives, or it will write off or write down technically obsolete or non-strategic assets that have been abandoned or sold.

##### *Useful lives of intangible assets*

The Group determines the estimated useful lives and related amortisation charges for its intangible assets. This estimate is based on the historical experience of the actual useful lives of intangible assets of similar functions. It could change significantly as a result of technical innovations. Management reassesses the useful lives at each reporting date.

### 3. 重大會計判斷及估計 (續)

#### 估計不確定性 (續)

##### *物業、廠房及設備的可使用年期*

本集團釐定物業、廠房及設備的估計可使用年期及相關折舊支出。該估計基於性質及功能相若的物業、廠房及設備的實際可使用年期的過往經驗而作出，或會因技術革新、競爭對手因應嚴峻的行業週期作出相應行動或日後合法執行權出現不可預見的變更而有大幅改動。管理層會於可使用年期較原先估計為短時增加折舊支出，或會撇銷或撇減技術陳舊或已廢棄或出售的非策略資產。

##### *無形資產的可使用年期*

本集團釐定其無形資產的估計可使用年期及相關攤銷支出。該估計基於功能相若的無形資產的實際可使用年期的過往經驗而作出，或會因技術創新而發生重大改變。管理層會於各報告日期重估可使用年期。

### 3. SIGNIFICANT ACCOUNTING JUDGEMENTS AND ESTIMATES (continued)

#### Estimation uncertainty (continued)

##### *Net realisable value of inventories*

Net realisable value of an inventory is the estimated selling price in the ordinary course of business, less estimated costs to be incurred to completion and disposal. These estimates are based on the current market conditions and the historical experience of selling products of a similar nature which could change significantly as a result of competitor actions. Management reassesses these estimates at each reporting date. During the year ended 31 December 2025, the amount of inventory provision charged in the consolidated statement of profit or loss was RMB(36,085,000) (2024: RMB29,905,000) (note 6).

##### *Development costs*

Development costs are capitalised in accordance with the accounting policy for research and development costs in note 2.4 to the financial statements. Determining the amounts to be capitalised requires management to make assumptions regarding the expected future cash generation of the assets, discount rates to be applied and the expected period of benefits. At 31 December 2025, the best estimate of the carrying amount of capitalised development costs was RMB801,218,000 (2024: RMB739,592,000). Further details are included in note 19 to the financial statements.

### 3. 重大會計判斷及估計 (續)

#### 估計不確定性 (續)

##### *存貨的可變現淨值*

存貨的可變現淨值指日常業務中的估計售價減估計完成及處置的成本。該等估計乃基於當時市況及出售同類性質產品的過往經驗，或會因競爭對手的行動而出現重大改變。管理層會於各報告日期重估該等估計。截至二零二五年十二月三十一日止年度，於綜合損益表扣除的存貨撥備金額為人民幣(36,085,000)元 (二零二四年：人民幣29,905,000元) (附註6)。

##### *開發成本*

開發成本按照財務報表附註2.4所載有關研發成本的會計政策撥充資本。釐定資本化的數額需管理層對該資產預計日後產生的現金、適用的折現率及預計產生利益期限等作出假設。於二零二五年十二月三十一日，管理層對撥充資本的開發成本賬面值作出的最佳估計為人民幣801,218,000元 (二零二四年：人民幣739,592,000元)。進一步詳情載於財務報表附註19。

### 3. SIGNIFICANT ACCOUNTING JUDGEMENTS AND ESTIMATES *(continued)*

#### Estimation uncertainty *(continued)*

##### *Estimation of fair value of investment properties*

In the absence of current prices in an active market for similar land and buildings, the Group estimated the fair value of its investment properties using the depreciated replacement cost method based on the estimated hard and soft costs of construction per square metre supported by current construction costs for similar buildings in the neighbourhood and estimated construction period with adjustments to reflect current conditions of the assets.

### 3. 重大會計判斷及估計 (續)

#### 估計不確定性 (續)

##### *投資物業公允價值的估計*

如活躍市場中未有類似土地及樓宇的當前價格，本集團使用折舊重置成本法以鄰近同類樓宇的當前建築成本及估計建築期所支持的每平方米建築硬件及軟件成本為基準（已作調整以反映資產的當前狀況）估計投資物業的公允價值。

## 4. OPERATING SEGMENT INFORMATION

The Group is principally engaged in power solutions business and the recycled lead business.

IFRS 8 Operating Segments requires operating segments to be identified on the basis of internal reports about components of the Group that are regularly reviewed by the chief operating decision maker (“CODM”) in order to allocate resources to segments and to assess their performance. The information reported to the executive directors of the Company, who are the Group’s CODM for the purpose of resource allocation and assessment of performance, does not contain profit or loss information of each product line and the executive directors review the gross profit of the Group as a whole reported under IFRSs. Therefore, the operation of the Group constitutes one reportable segment. Accordingly, no segment information is presented.

No segment assets and liabilities and related other segment information were presented as no such discrete financial information is provided to the CODM.

## 4. 經營分部資料

本集團主要從事電源解決方案業務以及回收鉛業務。

國際財務報告準則第8號經營分部規定須根據本集團各部門之內部報告識別經營分部，有關內部報告由主要經營決策者（「**主要經營決策者**」）定期審閱，以分配資源予分部及評估分部表現。向本公司執行董事（即本集團主要經營決策者）呈報以供分配資源及評估表現的資料不包括各產品線的損益資料，執行董事審閱根據國際財務報告準則呈報之本集團整體毛利。因此，本集團營運包括一個可呈報分部，故並未呈列分部資料。

並無呈列分部資產及負債以及其他相關的分部資料，原因為主要經營決策者未獲提供有關獨立財務資料。

## Notes to Financial Statements 財務報表附註

31 December 2025  
二零二五年十二月三十一日

### 4. OPERATING SEGMENT INFORMATION (continued)

#### Information about products

An analysis of revenue by product is as follows:

### 4. 經營分部資料 (續)

#### 產品資料

按產品劃分的收益分析如下：

		2025 二零二五年 RMB'000 人民幣千元	2024 二零二四年 RMB'000 人民幣千元
<b>Continuing operations</b>	<b>持續經營業務</b>		
Power solutions business	電源解決方案業務	8,815,897	8,337,324
Recycled lead business	回收鉛業務	1,758,256	1,622,658
		<b>10,574,153</b>	9,959,982
<b>Discontinued operations</b>	<b>已終止經營業務</b>		
Power solutions business	電源解決方案業務	6,637,442	6,166,495

## 4. OPERATING SEGMENT INFORMATION (continued)

## 4. 經營分部資料

## Geographical information

## 地區資料

(a) Revenue from external customers

(a) 來自外部客戶的收益

		2025 二零二五年 RMB'000 人民幣千元	2024 二零二四年 RMB'000 人民幣千元
<b>Continuing operations</b>			
	<b>持續經營業務</b>		
Chinese mainland	中國內地	10,054,640	9,442,216
Europe, the Middle East and Africa	歐洲、中東及非洲	144,648	317,596
Americas	美洲	47,972	32,270
Asia-Pacific (other than the Chinese mainland)	亞太地區 (不包括中國內地)	326,893	167,900
Total revenue	總收益	<b>10,574,153</b>	9,959,982
<b>Discontinued operations</b>			
	<b>已終止經營業務</b>		
Chinese mainland	中國內地	26,499	32,165
Europe, the Middle East and Africa	歐洲、中東及非洲	2,821,655	2,436,234
Americas	美洲	2,499,144	2,539,036
Asia-Pacific (other than the Chinese mainland)	亞太地區 (不包括中國內地)	1,290,144	1,159,060
Total revenue	總收益	<b>6,637,442</b>	6,166,495

The revenue information above is based on the locations of the customers.

上述收益資料乃基於客戶所在地分析。

## Notes to Financial Statements 財務報表附註

31 December 2025  
二零二五年十二月三十一日

### 4. OPERATING SEGMENT INFORMATION (continued)

#### Geographical information (continued)

(b) Non-current assets

		2025 二零二五年 RMB'000 人民幣千元	2024 二零二四年 RMB'000 人民幣千元
Chinese mainland	中國內地	4,259,098	4,148,655
Other countries/areas	其他國家／地區	14,046	701,812
Total non-current assets	非流動資產總值	4,273,144	4,850,467

The non-current asset information of continuing operations above is based on the locations of the assets and excludes financial instruments and deferred tax assets.

#### Information about major customers

No revenue from sales to any customer amounted to 10% or more of the Group's total revenue for the years 2024 and 2025.

### 4. 經營分部資料 (續)

#### 地區資料 (續)

(b) 非流動資產

上述持續經營業務的非流動資產資料乃基於該等資產所在地分析，且不包括金融工具及遞延稅項資產。

#### 有關主要客戶的資料

於二零二四年及二零二五年，向任何客戶銷售的收益概無佔本集團總收益的10%或以上。

## 5. REVENUE, OTHER INCOME AND GAINS

## Revenue from continuing operations

An analysis of revenue is as follows:

	2025 二零二五年 RMB'000 人民幣千元	2024 二零二四年 RMB'000 人民幣千元
Revenue from contracts with customers 客戶合約收益	<b>10,574,153</b>	9,959,982

## 5. 收益、其他收入及收益

## 持續經營業務收益

收益分析如下：

## Revenue from contracts with customers

(i) Disaggregated revenue information

	2025 二零二五年 RMB'000 人民幣千元	2024 二零二四年 RMB'000 人民幣千元
<b>Types of goods</b> 貨物類型		
Sale of industrial products 銷售工業產品	<b>10,574,153</b>	9,959,982
<b>Timing of revenue recognition</b> 收益確認時間		
Goods transferred at a point in time 於某個時點轉讓之貨物	<b>10,574,153</b>	9,959,982

## 客戶合約收益

(i) 收益資料細分

## Notes to Financial Statements 財務報表附註

31 December 2025  
二零二五年十二月三十一日

### 5. REVENUE, OTHER INCOME AND GAINS (continued)

#### Revenue from contracts with customers (continued)

##### (i) Disaggregated revenue information (continued)

The following table shows the amount of revenue recognised in the current reporting period that was included in the contract liabilities at the beginning of the reporting period:

	2025 二零二五年 RMB'000 人民幣千元	2024 二零二四年 RMB'000 人民幣千元
Revenue recognised that was included in contract liabilities at the beginning of the reporting period:		
Sale of industrial products	<b>281,795</b>	303,500

##### (ii) Performance obligations

Information about the Group's performance obligations is summarised below:

#### Sale of industrial products

The performance obligation for the sale of industrial products is satisfied upon delivery of the industrial products and payment is generally due within 60 to 90 days from delivery, except for new customers, where payment in advance is normally required.

All performance obligations for sale of industrial products are for periods of one year or less. As permitted under IFRS 15, the transaction price allocated to these unsatisfied performance obligations is not disclosed.

### 5. 收益、其他收入及收益

#### 客戶合約收益 (續)

##### (i) 收益資料細分 (續)

下表列示於報告期初計入合約負債內而於當前報告期間確認之收益金額：

	2025 二零二五年 RMB'000 人民幣千元	2024 二零二四年 RMB'000 人民幣千元
Revenue recognised that was included in contract liabilities at the beginning of the reporting period:		
Sale of industrial products	<b>281,795</b>	303,500

##### (ii) 履約責任

有關本集團履約責任的資料概述如下：

#### 銷售工業產品

銷售工業產品的履約責任於交付工業產品時達成，付款通常於交付起計60日至90日內到期，惟新客戶通常需要預先付款除外。

所有有關銷售工業產品的履約責任期限均不超過一年。在國際財務報告準則第15號所允許的情況下，並未披露分配至該等未履行履約責任的交易價格。

5. REVENUE, OTHER INCOME  
AND GAINS (continued)

## 5. 收益、其他收入及收益 (續)

		2025 二零二五年 RMB'000 人民幣千元	2024 二零二四年 RMB'000 人民幣千元
<b>Other income and gains</b>	<b>其他收入及收益</b>		
Bank interest income	銀行利息收入	<b>12,116</b>	22,840
Government grants*	政府補貼*	<b>104,909</b>	134,113
Dividend income from financial assets at fair value through profit or loss	按公允價值變動計入損益的金融資產的股息收入	<b>15,806</b>	10,992
Sale of scrap materials	銷售廢料	<b>913</b>	4,922
Foreign exchange gains, net	外匯收益，淨額	<b>(52,365)</b>	76,510
Rental income	租金收入	<b>25,614</b>	4,833
Gain on disposal of items of property, plant and equipment, net	出售物業、廠房及設備項目收益，淨額	<b>1,287</b>	-
Others	其他	<b>13,295</b>	13,091
<b>Total other income and gains</b>	<b>其他收入及收益總額</b>	<b>121,575</b>	267,301

\* The government grants represent various cash payments and subsidies provided by the local government authorities to the Group as encouragement for its investment and technological innovation. There are no unfulfilled conditions or contingencies relating to these subsidies.

\* 政府補貼乃指地方政府部門給予本集團的各種現金款項及補貼，以鼓勵投資及技術創新。概無有關該等補貼的未獲達成條件或或然事項。

## Notes to Financial Statements 財務報表附註

31 December 2025  
二零二五年十二月三十一日

### 6. (LOSS)/PROFIT BEFORE TAX FROM CONTINUING OPERATIONS

The Group's (loss)/profit before tax from continuing operations is arrived at after charging/(crediting):

### 6. 持續經營業務稅前(虧損)／溢利

本集團持續經營業務的稅前(虧損)／溢利乃經扣除／(計入)以下項目後得出：

	Notes 附註	2025 二零二五年 RMB'000 人民幣千元	2024 二零二四年 RMB'000 人民幣千元
Cost of inventories sold	所售存貨成本	<b>7,789,796</b>	6,873,540
Employee benefit expense (including directors' remuneration (note 9)):	僱員福利開支(包括董事酬金(附註9)):		
Wages and salaries	工資及薪金	<b>1,238,460</b>	1,195,231
Equity-settled share option expenses	以權益結算的購股權開支	-	4,357
Pension scheme contributions	退休金計劃供款	<b>135,094</b>	89,357
<b>Total</b>	<b>總計</b>	<b>1,373,554</b>	<b>1,288,945</b>
Amortisation of other intangible assets except for deferred development costs	其他無形資產攤銷(遞延開發成本除外)	<b>14,843</b>	18,255
Research and development costs:	研發成本:		
Deferred development costs amortised*	遞延開發成本攤銷*	<b>254,520</b>	259,903
Current year expenditure	年內開支	<b>324,837</b>	313,872
<b>Total</b>	<b>總計</b>	<b>579,357</b>	<b>573,775</b>
Auditor's remuneration	核數師酬金	<b>3,880</b>	3,400
Fair value (gain)/loss from financial assets at fair value through profit or loss, net	按公允價值變動計入損益的金融資產公允價值(收益)／虧損,淨額	<b>(11,079)</b>	44,101

## 6. (LOSS)/PROFIT BEFORE TAX FROM CONTINUING OPERATIONS (continued)

## 6. 持續經營業務稅前(虧損)／溢利(續)

	Notes 附註	2025 二零二五年 RMB'000 人民幣千元	2024 二零二四年 RMB'000 人民幣千元
Fair value (gain)/loss from financial liabilities at fair value through profit or loss, net		(2,676)	608
Depreciation of property, plant and equipment		257,029	294,683
Depreciation of right-of-use assets		13,747	11,913
Impairment/(reversal of impairment) of trade receivables, net	22	14,036	53,215
(Reversal of)/Write-down of inventories to net realisable value*		(33,317)	22,838
(Gain)/loss on disposal of items of property, plant and equipment, net	5	(1,287)	1,068
Foreign exchange differences, net	5	52,365	(76,510)
Lease payment not included in the measurement of lease liabilities	17(c)	33,839	27,538
Bank interest income	5	12,116	22,840

\* The amortisation of deferred development costs and write-down of inventories to net realisable value are included in "Cost of sales" in the consolidated statement of profit or loss.

\* 遞延開發成本攤銷及撇減存貨至可變現淨值計入綜合損益表「銷售成本」中。

## Notes to Financial Statements 財務報表附註

31 December 2025  
二零二五年十二月三十一日

### 7. OTHER EXPENSES

An analysis of other expenses from continuing operations is as follows:

		2025 二零二五年 RMB'000 人民幣千元	2024 二零二四年 RMB'000 人民幣千元
Loss on disposal of items of property, plant and equipment, net	處置物業、廠房及設備項目的虧損，淨額	-	1,068
Inventory damaged by flood	因水災損毀的存貨	1,856	24,338
Others	其他	18,285	5,921
Total	總計	20,141	31,327

### 7. 其他開支

持續經營業務的其他開支分析如下：

### 8. FINANCE COSTS

An analysis of finance costs from continuing operations is as follows:

		2025 二零二五年 RMB'000 人民幣千元	2024 二零二四年 RMB'000 人民幣千元
Interest on bank loans (including convertible bonds)	銀行貸款 (包括可換股債券) 利息	219,038	178,741
Interest arising from discounted bills	貼現票據產生的利息	35,537	53,538
Interest on lease liabilities	租賃負債利息	177	6,482
Total	總計	254,752	238,761

### 8. 財務成本

持續經營業務的財務成本分析如下：

## 9. DIRECTORS' AND CHIEF EXECUTIVE OFFICER'S REMUNERATION

Directors' and chief executive officer's remuneration for the year, disclosed pursuant to the Listing Rules, section 383(1)(a), (b), (c) and (f) of the Hong Kong Companies Ordinance and Part 2 of the Companies (Disclosure of Information about Benefits of Directors) Regulation, is as follows:

## 9. 董事及行政總裁酬金

根據上市規則、香港公司條例第383(1)(a)、(b)、(c)及(f)條及公司(披露董事利益資料)規例第2部披露之年內董事及行政總裁酬金如下：

		2025 二零二五年 RMB'000 人民幣千元	2024 二零二四年 RMB'000 人民幣千元
Fees	袍金	660	657
Other emoluments:	其他酬金：		
Salaries, allowances and benefits in kind	薪金、津貼及實物福利	8,058	4,010
Equity-settled share option expenses	以權益結算的購股權開支	-	275
Pension scheme contributions	退休金計劃供款	93	82
Subtotal	小計	8,151	4,367
Total	總計	8,811	5,024

## Notes to Financial Statements 財務報表附註

31 December 2025  
二零二五年十二月三十一日

### 9. DIRECTORS' AND CHIEF EXECUTIVE'S REMUNERATION (continued)

### 9. 董事及行政總裁酬金 (續)

#### (a) Independent non-executive directors

#### (a) 獨立非執行董事

The fees paid to independent non-executive directors were as follows:

向獨立非執行董事支付之袍金如下：

		Fees	Salaries, allowances and benefits in kind	Performance-related bonuses	Equity-settled share option expenses	Pension scheme contributions	Total
		RMB'000	RMB'000	RMB'000	RMB'000	RMB'000	RMB'000
		人民幣千元	人民幣千元	人民幣千元	人民幣千元	人民幣千元	人民幣千元
<b>2025</b>	<b>二零二五年</b>						
Mr. Lau Chi Kit	劉智傑先生	220	-	-	-	-	220
Mr. Lu Zhiqiang	盧志強先生	220	-	-	-	-	220
Mr. Cao Yixiong Alan	曹亦雄先生	220	-	-	-	-	220
<b>Total</b>	<b>總計</b>	<b>660</b>	<b>-</b>	<b>-</b>	<b>-</b>	<b>-</b>	<b>660</b>
<b>2024</b>	<b>二零二四年</b>						
Mr. Lau Chi Kit	劉智傑先生	219	-	-	52	-	271
Mr. Lu Zhiqiang	盧志強先生	219	-	-	39	-	258
Mr. Cao Yixiong Alan	曹亦雄先生	219	-	-	52	-	271
<b>Total</b>	<b>總計</b>	<b>657</b>	<b>-</b>	<b>-</b>	<b>143</b>	<b>-</b>	<b>800</b>

There were no other emoluments payable to the independent non-executive directors during the year (2024: Nil).

年內並無向獨立非執行董事支付其他酬金(二零二四年：無)。

9. DIRECTORS' AND CHIEF EXECUTIVE'S REMUNERATION  
(continued)

## 9. 董事及行政總裁酬金 (續)

## (b) Executive directors and the chief executive officer

## (b) 執行董事及行政總裁

		Fees	Salaries, allowances and benefits in kind	Performance-related bonuses	Equity-settled share option expenses	Pension scheme contributions	Total
		袍金	薪金、津貼及實物福利	績效掛鈎花紅	以權益結算的購股權開支	退休金計劃供款	總計
		RMB'000	RMB'000	RMB'000	RMB'000	RMB'000	RMB'000
		人民幣千元	人民幣千元	人民幣千元	人民幣千元	人民幣千元	人民幣千元
<b>2025</b>	<b>二零二五年</b>						
Executive directors:	執行董事：						
Dr. Dong Li	董李博士	-	1,972	-	-	75	2,047
Ms. HONG Yu	洪渝女士	-	2,794	-	-	-	2,794
Subtotal	小計	-	4,766	-	-	75	4,841
Chief executive officer:	行政總裁：						
Mr. Wu Kouyue	吳扣月先生	-	3,292	-	-	18	3,310
Total	總計	-	8,058	-	-	93	8,151
<b>2024</b>	<b>二零二四年</b>						
Executive directors:	執行董事：						
Dr. Dong Li	董李博士	-	1,660	-	-	69	1,729
Ms. HONG Yu	洪渝女士	-	1,054	-	127	-	1,181
Subtotal	小計	-	2,714	-	127	69	2,910
Chief executive officer:	行政總裁：						
Mr. Chang Jianwei*	常建偉先生*	-	1,260	-	-	12	1,272
Mr. Wu Kouyue*	吳扣月先生*	-	36	-	5	1	42
Total	總計	-	4,010	-	132	82	4,224

\* During 2024, Mr. Chang Jianwei was the chief executive officer of the Company from 1 January 2024 to 13 December 2024. Following his resignation with effect from 13 December 2024, Mr. Wu Kouyue was appointed as the chief executive officer of the Company with effect from the same date. Mr. Wu Kouyue was further appointed as executive director on 6 January 2026.

\* 於二零二四年，常建偉先生自二零二四年一月一日起至二零二四年十二月十三日止為本公司行政總裁，彼於二零二四年十二月十三日辭任後，吳扣月先生獲委任為本公司行政總裁，並自同日起生效。吳扣月先生於二零二六年一月六日進一步獲委任為執行董事。

There was no arrangement under which a director waived or agreed to waive any remuneration during the year (2024: Nil).

年內概無任何有關董事放棄或同意放棄任何酬金的安排 (二零二四年：無)。

## Notes to Financial Statements 財務報表附註

31 December 2025  
二零二五年十二月三十一日

### 10. FIVE HIGHEST PAID EMPLOYEES

The five highest paid employees during the year included two (2024: two) director, details of whose remuneration are set out in note 9 above. Details of the remuneration for the year of the remaining three (2024: three) non-director, highest paid employees are as follows:

		2025 二零二五年 RMB'000 人民幣千元	2024 二零二四年 RMB'000 人民幣千元
Salaries, allowances and benefits in kind	薪金、津貼及實物福利	9,725	3,305
Pension scheme contributions	退休金計劃供款	126	72
<b>Total</b>	<b>總計</b>	<b>9,851</b>	<b>3,377</b>

### 10. 五名最高薪酬僱員

年內五名最高薪酬僱員中，包括兩名（二零二四年：兩名）董事，其薪酬詳情載於上文附註9。年內，其餘三名（二零二四年：三名）非董事之最高薪酬僱員的薪酬詳情如下：

The number of non-director, highest paid employees whose remuneration fell within the following bands is as follows:

薪酬屬下列範圍之非董事的最高薪酬僱員人數如下：

		Number of employees 僱員人數	
		2025 二零二五年	2024 二零二四年
Nil to HKD1,000,000	零至1,000,000港元	-	-
HKD1,000,001 to HKD1,500,000	1,000,001港元至1,500,000港元	-	3
HKD1,500,001 to HKD2,000,000	1,500,001港元至2,000,000港元	-	-
HKD2,000,001 to HKD2,500,000	2,000,001港元至2,500,000港元	-	-
HKD2,500,001 to HKD3,000,000	2,500,001港元至3,000,000港元	-	-
HKD3,000,001 to HKD3,500,000	3,000,001港元至3,500,000港元	1	-
HKD3,500,001 to HKD4,000,000	3,500,001港元至4,000,000港元	2	-
<b>Total</b>	<b>總計</b>	<b>3</b>	<b>3</b>

## 11. INCOME TAX

The Group is subject to income tax on an entity basis on profits arising in or derived from the jurisdictions in which members of the Group are domiciled and operate.

Pursuant to the rules and regulations of the Cayman Islands, the Company is not subject to any income tax in this jurisdiction.

The subsidiaries of the Company, Honour Label, Peak Year, Sheldon and Catherine Holdings, which were incorporated in the British Virgin Islands, are not subject to income tax as these subsidiaries do not have a place of business (other than a registered office only) or carry out any business in the British Virgin Islands.

Leoch Battery Corp., incorporated in the United States, is subject to corporate income tax in the United States. The applicable federal corporate income tax rate is 26.55% (2024: 26.55%) on taxable income.

The provision for Hong Kong profits tax is based on the statutory rate of 16.5% (2024: 16.5%) of the assessable profits of subsidiaries incorporated in Hong Kong.

The provision for the current income tax of Leoch Battery Pte. is based on the tax rate of 17% for the year 2025 (2024: 17%).

The provision for PRC current income tax is based on the statutory rate of 25% of the assessable profits of the Group's subsidiaries in the PRC as determined in accordance with the PRC Corporate Income Tax Law which was approved and became effective on 1 January 2008, except for certain subsidiaries of the Group in the PRC which are taxed at preferential rates.

## 11. 所得稅

本集團須就本集團成員公司於其註冊及經營所在的司法管轄區所產生或賺取的溢利按實體基準繳付所得稅。

根據開曼群島的規則及規例，本公司毋須於該司法管轄區繳納任何所得稅。

由於在英屬處女群島註冊成立的本公司附屬公司（即Honour Label、Peak Year、Sheldon及Catherine Holdings）於英屬處女群島並無擁有營業地點（註冊辦事處除外）或經營任何業務，因此該等附屬公司無須繳納所得稅。

Leoch Battery Corp.乃於美國註冊成立，須於美國繳納企業所得稅。就應課稅收益而言，適用的聯邦企業所得稅率為26.55%（二零二四年：26.55%）。

香港利得稅乃就於香港註冊成立的附屬公司的應課稅溢利，按法定稅率16.5%（二零二四年：16.5%）計提撥備。

於二零二五年，Leoch Battery Pte.即期所得稅乃按稅率17%（二零二四年：17%）計提撥備。

除本集團於中國的若干附屬公司獲稅務優惠外，中國即期所得稅撥備乃根據中國企業所得稅法（於二零零八年一月一日獲批准及生效）按本集團於中國的附屬公司的應課稅溢利以25%的法定稅率計算。

## Notes to Financial Statements 財務報表附註

31 December 2025  
二零二五年十二月三十一日

### 11. INCOME TAX (continued)

Jiangsu Leoch, Zhaoqing Leoch Battery, Anhui Leoch Power, Anhui Uplus and Anhui Leoch Energy were designated as high-tech enterprises by the PRC tax authorities and were entitled to a preferential tax rate of 15% for the year 2025.

Taihe Dahua, which engages in qualified recycling businesses, is entitled to a 10% deduction of revenue from manufacturing qualified products with main qualified raw materials.

The major components of income tax charge for the year are as follows:

### 11. 所得稅 (續)

於二零二五年，江蘇理士、肇慶理士電源、安徽理士電源、安徽力普拉斯及安徽理士新能源獲中國稅務當局確認為高新科技企業，享有優惠所得稅率為15%。

太和縣大華從事合資格回收業務，可享有扣除使用主要合資格原材料生產合資格產品所得收益的10%。

年內所得稅開支的主要組成部分如下：

		2025 二零二五年 RMB'000 人民幣千元	2024 二零二四年 RMB'000 人民幣千元 (Restated) (經重列)
Current - PRC	即期－中國	9,407	33,406
Current - Hong Kong	即期－香港	11,354	1,866
Under/(Over) provision in prior years	過往年度撥備不足/ (超額撥備)	6,283	(5,686)
Pillar Two income taxes – current tax	第二支柱所得稅－即期稅項	3,274	–
Deferred tax	遞延稅項	(5,319)	(2,125)
Total tax charge for the year from continuing operations	持續經營業務的年內稅項 支出總額	24,999	27,461
Total tax charge for the year from discontinued operations	已終止經營業務的年內稅項 支出總額	113,120	115,777
Total	總計	138,119	143,238

## 11. INCOME TAX (continued)

A reconciliation of the tax expense applicable to loss before tax at the statutory tax rates for the jurisdictions in which the majority of the Company's subsidiaries are domiciled and/or operate to the tax expense at effective tax rates, and a reconciliation of the applicable rates (i.e., the statutory tax rates) to the effective tax rates, are as follows:

## 11. 所得稅 (續)

按本公司大部分附屬公司註冊及／或經營所在司法管轄區的法定稅率計算的適用於稅前虧損的稅項開支與按實際稅率計算的稅項開支的對賬以及適用稅率（即法定稅率）與實際稅率的對賬如下：

		2025 二零二五年		2024 二零二四年	
		RMB'000 人民幣千元	% %	RMB'000 人民幣千元 (Restated) (經重列)	% %
(Loss)/Profit before tax from continuing operations	持續經營業務的稅前(虧損)／溢利	(244,961)		360,536	
Profit before tax from discontinued operations	已終止經營業務的稅前溢利	192,413		383,438	
Total	總計	(52,548)		743,974	
Tax at the applicable tax rates	按適用稅率計算的稅項	(13,210)	25.1	138,252	18.6
Tax concession for certain subsidiaries	若干附屬公司的稅務優惠	22,820	(43.4)	(34,502)	(4.6)
Additional deductible research and development expenses	額外可扣減研發開支	(42,809)	81.5	(36,918)	(5.0)
Income not subject to tax	毋須課稅收入	(542)	1.0	(624)	(0.1)
Expenses not deductible for tax	不可扣稅開支	12,858	(24.5)	12,191	1.6
Adjustments in respect of current tax of previous periods	就過往期間即期稅項作出之調整	5,302	(10.1)	11,396	1.5
Pillar Two income taxes	第二支柱所得稅	3,274	(6.2)	6,984	0.9
Utilisation of previously unrecognised tax losses	動用先前未確認的稅項虧損	(24,061)	45.9	(6,184)	(0.8)
Tax losses not recognised	未確認稅項虧損	174,487	(332.1)	52,643	7.1
Tax charge at the Group's effective rate	按本集團實際稅率計算的稅項開支	138,119	(262.8)	143,238	19.3
Tax charge from continuing operations at the effective rate	按實際稅率計算的持續經營業務稅項開支	24,999	(10.2)	27,461	7.6
Tax charge from discontinued operations at the effective rate	按實際稅率計算的已終止經營業務稅項開支	113,120	58.8	115,777	30.2

### 11. INCOME TAX (continued)

#### Pillar Two income taxes

The Group is within the scope of the Pillar Two model rules. The Group has applied the mandatory exception to recognising and disclosing information about deferred tax assets and liabilities arising from Pillar Two income taxes, and will account for the Pillar Two income taxes as current tax when incurred. Pillar Two legislation has been enacted or substantively enacted but not yet in effect as at 31 December 2025 in certain jurisdictions in which the Group operates.

The Group has assessed its potential exposure based on the information available regarding the financial performance of the Group in the current year. As such, it may not be entirely representative of future circumstances. Based on the assessment, the Group should benefit from the transitional CbCR safe harbour for most of the jurisdictions in which the Group operates and the Group has identified potential exposure from the subsidiaries in respect of profits earned in certain jurisdictions. The Group has made Pillar Two income taxes provision. The Group continues to follow Pillar Two legislative developments, as more countries prepare to enact the Pillar Two model rules, to evaluate the potential future impact on its financial statements.

### 11. 所得稅 (續)

#### 第二支柱所得稅

本集團屬於第二支柱模型規則範圍之內。本集團在確認及披露第二支柱所得稅產生的遞延稅項資產及負債的資料時已採用強制性豁免，並將於第二支柱所得稅產生時將其作為即期稅項入賬。第二支柱立法於本集團營運所在的若干司法管轄區已頒佈或實質上已頒佈，惟於二零二五年十二月三十一日尚未生效。

本集團根據本年度財務業績的現有資料對面臨的第二支柱所得稅風險進行評估。因此，所使用的資料並不完全代表未來的情況。根據評估，本集團業務所在的大部分司法管轄區應可受惠於過渡性國別報告安全港，及本集團已識別附屬公司就於若干司法管轄區賺取的溢利所面臨的潛在風險。本集團已作出第二支柱所得稅撥備。隨著越來越多國家準備頒佈第二支柱模型規則，本集團將繼續關注第二支柱立法的發展，以評估對其財務報表的潛在未來影響。

## 12. DISCONTINUED OPERATIONS

On 28 May 2024, the Company submitted a proposal to The Stock Exchange of Hong Kong Limited (the “**Stock Exchange**”) in relation to the spin-off and separate listing of Leoch Energy Inc and its subsidiaries (the “**LEI Group**”) according to Practice Note 15 of the Rules Governing the Listing of Securities on the Stock Exchange, and it was approved by the Stock Exchange on 12 February 2025. On 12 February 2025, the Company’s Board of Directors recommended the Proposed Distribution as mentioned in note 1 to these financial statements. The Proposed Distribution was approved on 7 January 2026. LEI Group mainly engaged in power solutions business and the recycled lead business. As at 31 December 2025, LEI Group was classified as a disposal group held for distribution to owners and as discontinued operations.

The results of LEI Group for the year are presented below:

## 12. 已終止經營業務

於二零二四年五月二十八日，本公司向香港聯合交易所有限公司（「**聯交所**」）提交有關 Leoch Energy Inc及其附屬公司（「**LEI集團**」）根據聯交所證券上市規則第15項應用指引進行分拆及單獨上市的提案，並於二零二五年二月十二日獲聯交所批准。於二零二五年二月十二日，本公司董事會建議進行該等財務報表附註1所述的建議分派。建議分派已於二零二六年一月七日獲批准。LEI集團主要從事電源解決方案業務及回收鉛業務。於二零二五年十二月三十一日，LEI集團被分類為持作分派予擁有人的出售組別及已終止經營業務。

LEI集團於年內的業績呈列如下：

		2025 二零二五年 RMB'000 人民幣千元	2024 二零二四年 RMB'000 人民幣千元
Revenue	收益	6,637,442	6,166,495
Expenses	開支	(6,420,821)	(5,721,827)
Finance costs	財務成本	(24,208)	(61,230)
Profit before tax from the discontinued operations	已終止經營業務的稅前溢利	192,413	383,438
Income tax:	所得稅：		
Related to pre-tax profit	與稅前溢利相關	(113,120)	(115,777)
Profit for the year from the discontinued operations	已終止經營業務的本年度溢利	79,293	267,661

## Notes to Financial Statements 財務報表附註

31 December 2025  
二零二五年十二月三十一日

### 12. DISCONTINUED OPERATIONS (continued)

The major classes of assets and liabilities of LEI Group classified as held for distribution to owners as at 31 December 2025 are as follows:

### 12. 已終止經營業務 (續)

於二零二五年十二月三十一日，LEI集團分類為持作分派予擁有人的主要資產及負債類別如下：

		2025 二零二五年 RMB'000 人民幣千元
<b>Assets</b>	<b>資產</b>	
Property, plant and equipment	物業、廠房及設備	1,338,748
Right-of-use assets	使用權資產	220,842
Goodwill	商譽	2,366
Other intangible assets	其他無形資產	5,060
Prepayment and deposit for property, plant and equipment and right-of-use assets	預付款項及物業、廠房及設備按金及使用權資產	34,214
Deferred tax assets	遞延稅項資產	27,039
Inventories	存貨	896,654
Trade receivables	貿易應收款項	1,553,455
Prepayments, other receivables and other assets	預付款項、其他應收款項及其他資產	234,014
Pledged deposits	已抵押存款	31,993
Cash and cash equivalents	現金及現金等價物	242,075
Assets classified as held for distribution to owners	分類為持作分派予擁有人的資產	4,586,460
<b>Liabilities</b>	<b>負債</b>	
Trade payables	貿易應付款項	218,391
Other payables and accruals	其他應付款項及應計費用	153,391
Interest-bearing bank and other borrowings	計息銀行及其他借貸	492,315
Lease liabilities	租賃負債	164,661
Tax payable	應付所得稅	186,230
Deferred tax liabilities	遞延稅項負債	11,542
Liabilities directly associated with the assets classified as held for distribution to owners	與分類為持作分派予擁有人的資產直接相關的負債	1,226,530
Net assets directly associated with the disposal group	與出售組別直接相關的資產淨值	3,359,930

12. DISCONTINUED OPERATIONS  
(continued)

## 12. 已終止經營業務 (續)

The net cash flows incurred by LEI Group are as follows:

LEI集團產生的現金流量淨額如下：

		2025 二零二五年 RMB'000 人民幣千元	2024 二零二四年 RMB'000 人民幣千元
Operating activities	經營活動	1,663,197	(25,979)
Investing activities	投資活動	(771,312)	(217,600)
Financing activities	融資活動	(843,737)	196,941
Net cash inflow	現金流入淨額	48,148	(46,638)
Earnings per share:	每股盈利：		
Basic, from the discontinued operations	基本，來自已終止經營業務	RMB0.07	RMB0.19
Diluted, from the discontinued operations	攤薄，來自已終止經營業務	RMB0.07	RMB0.17

The calculations of basic and diluted earnings per share from the discontinued operation are based on:

計算已終止經營業務的每股基本及攤薄盈利乃基於：

		2025 二零二五年 RMB'000 人民幣千元	2024 二零二四年 RMB'000 人民幣千元
Profit attributable to ordinary equity holders of the parent from the discontinued operations	已終止經營業務的母公司普通股權益持有人應佔溢利	93,745	254,083
Weighted average number of ordinary shares outstanding during the year used in the basic earnings per share calculation (note 14)	用於計算每股基本盈利的年內發行在外普通股的加權平均數 (附註14)	1,418,454,159	1,373,897,419
Weighted average number of ordinary shares used in the diluted earnings per share calculation (note 14)	用於計算每股攤薄盈利的普通股加權平均數 (附註14)	1,418,454,159	1,458,457,576

## Notes to Financial Statements 財務報表附註

31 December 2025  
二零二五年十二月三十一日

### 13. DIVIDENDS

### 13. 股息

		2025 二零二五年 RMB'000 人民幣千元	2024 二零二四年 RMB'000 人民幣千元
Proposed final – Nil (2024: HK7 cents) per share	建議末期一無 (二零二四年： 每股7港仙)	-	90,959

No final dividend was proposed for the year of 2025.

本公司並無就二零二五年度建議派付末期股息。

### 14. (LOSS)/EARNINGS PER SHARE ATTRIBUTABLE TO ORDINARY EQUITY HOLDERS OF THE PARENT

### 14. 母公司普通權益持有人應佔每股 (虧損) / 盈利

The calculation of the basic earnings per share amount is based on the (loss)/profit for the year attributable to ordinary equity holders of the parent, and the weighted average number of ordinary shares of 1,418,454,159 (2024: 1,373,897,419) outstanding during the year, as adjusted to reflect the rights issue during the year.

每股基本盈利金額乃按母公司普通權益持有人應佔本年度 (虧損) / 溢利及年內發行在外普通股加權平均數1,418,454,159股 (二零二四年：1,373,897,419股) 基準計算，並經調整以反映年內供股。

The calculation of the diluted earnings per share amount is based on the profit for the year attributable to ordinary equity holders of the parent, adjusted to reflect the interest on the convertible bonds, where applicable (see below). The weighted average number of ordinary shares used in the calculation is the number of ordinary shares outstanding during the year, as used in the basic earnings per share calculation, and the weighted average number of ordinary shares assumed to have been issued at no consideration on the deemed exercise or conversion of all dilutive potential ordinary shares into ordinary shares.

每股攤薄盈利金額乃按母公司普通權益持有人應佔本年度溢利基準計算，並經調整以反映可換股債券利息 (如適用) (見下文)。計算所用的普通股加權平均數指年內發行在外的普通股數目 (與計算每股基本盈利所用者相同)，以及假設於全部潛在攤薄普通股視作被行使或轉換為普通股時無償發行的普通股的加權平均數。

## 14. (LOSS)/EARNINGS PER SHARE ATTRIBUTABLE TO ORDINARY EQUITY HOLDERS OF THE PARENT (continued)

## 14. 母公司普通權益持有人應佔每股(虧損)/盈利(續)

The calculations of basic and diluted (loss)/earnings per share are based on:

每股基本及攤薄(虧損)/盈利乃根據下列數據計算：

		2025 二零二五年 RMB'000 人民幣千元	2024 二零二四年 RMB'000 人民幣千元 (Restated) (經重列)
<b>(Loss)/Earnings</b>	<b>(虧損)/盈利</b>		
(Loss)/profit attributable to ordinary equity holders of the parent, used in the basic earnings per share calculations:	用於計算每股基本盈利之 母公司普通權益持有人 應佔(虧損)/溢利：		
From continuing operations	持續經營業務	<b>(267,645)</b>	349,544
From discontinued operations	已終止經營業務	<b>93,745</b>	254,083
Subtotal	小計	<b>(173,900)</b>	603,627
Interest on convertible bonds	可換股債券利息	<b>10,032*</b>	11,450
(Loss)/Profit attributable to ordinary equity holders of the parent before interest on convertible bonds	扣除可換股債券利息前 母公司普通權益持有人 應佔(虧損)/溢利	<b>(163,868)</b>	615,077
Attributable to:	以下人士應佔：		
Continuing operations	持續經營業務	<b>(257,613)</b>	360,994
Discontinued operations	已終止經營業務	<b>93,745</b>	254,083
Total	總計	<b>(163,868)</b>	615,077

\* The convertible bonds were issued by the Company and were solely used for the purpose of continuing operations.

\* 該等可換股債券由本公司發行，且僅用於持續經營業務。

## Notes to Financial Statements 財務報表附註

31 December 2025  
二零二五年十二月三十一日

### 14. (LOSS)/EARNINGS PER SHARE ATTRIBUTABLE TO ORDINARY EQUITY HOLDERS OF THE PARENT (continued)

### 14. 母公司普通權益持有人應佔每股(虧損)/盈利(續)

		Number of shares 股份數目	
		2025 二零二五年	2024 二零二四年
<b>Shares</b>	<b>股份</b>		
Weighted average number of ordinary shares outstanding during the year used in the basic earnings per share calculation	用於計算每股基本盈利之年內發行在外的普通股加權平均數	<b>1,418,454,159</b>	1,373,897,419
Effect of dilution – weighted average number of ordinary shares:	攤薄影響—普通股加權平均數：		
Share options	購股權	<b>15,757,903</b>	24,560,157
Convertible bonds	可換股債券	<b>9,313,724</b>	60,000,000
<b>Total</b>	<b>總計</b>	<b>1,443,525,786</b>	1,458,457,576

The diluted loss per share is the same as the basic loss per share for the year ended 31 December 2025, as the computation of diluted loss per share does not assume the exercise of the Company's share options since their exercise would result in an anti-dilutive effect on loss per share. Also, the convertible bonds had an anti-dilutive effect on the basic loss per share for the year and were ignored in the calculation of diluted loss per share. Therefore, the diluted loss per share amounts are based on the loss for the year of RMB267,645,000, and the weighted average number of ordinary shares of 1,418,454,159 in issue outstanding during the year.

截至二零二五年十二月三十一日止年度之每股攤薄虧損與每股基本虧損相同，原因是計算每股攤薄虧損時並無假設行使本公司之購股權，因為該等購股權之行使會對每股虧損產生反攤薄效應。此外，可換股債券對年內每股基本虧損產生反攤薄效應，並在計算每股攤薄虧損時予以忽略。因此，每股攤薄虧損乃根據年內虧損人民幣267,645,000元及年內已發行普通股加權平均數1,418,454,159股計算。

# Notes to Financial Statements 財務報表附註

31 December 2025  
二零二五年十二月三十一日

## 15. PROPERTY, PLANT AND EQUIPMENT

## 15. 物業、廠房及設備

		Buildings 樓宇	Plant and machinery 廠房及機器	Office equipment 辦公室設備	Motor vehicles 汽車	Tooling and equipment 工具及設備	Construction in progress 在建工程	Total 總計
		RMB'000 人民幣千元	RMB'000 人民幣千元	RMB'000 人民幣千元	RMB'000 人民幣千元	RMB'000 人民幣千元	RMB'000 人民幣千元	RMB'000 人民幣千元
<b>31 December 2025</b>	<b>二零二五年十二月三十一日</b>							
Cost:	成本：							
At 31 December 2024 and 1 January 2025	於二零二四年十二月三十一日及二零二五年一月一日	1,536,103	3,685,488	85,059	65,387	326,544	513,261	6,211,842
Additions	添置	14,687	180,702	5,867	7,373	118,975	874,814	1,202,418
Transfers	轉撥	31,502	226,275	1,238	1,293	21,426	(281,734)	-
Disposals	處置	(159,875)	(165,097)	(1,188)	(1,319)	(28,973)	(10,641)	(367,093)
Assets included in discontinued operations (note 12)	計入已終止經營業務的資產 (附註12)	(125,327)	(564,998)	(11,288)	(11,995)	(66,374)	(845,443)	(1,625,425)
Exchange realignment	匯兌調整	(5,841)	(29,623)	(105)	(460)	2,836	162	(33,031)
<b>At 31 December 2025</b>	<b>於二零二五年十二月三十一日</b>	<b>1,291,249</b>	<b>3,332,747</b>	<b>79,583</b>	<b>60,279</b>	<b>374,434</b>	<b>250,419</b>	<b>5,388,711</b>
Accumulated depreciation and impairment:	累計折舊及減值：							
At 31 December 2024 and 1 January 2025	於二零二四年十二月三十一日及二零二五年一月一日	(542,179)	(2,225,788)	(58,596)	(50,181)	(260,047)	(1,569)	(3,138,360)
Depreciation provided during the year	年內折舊撥備	(71,546)	(144,573)	(8,361)	(5,200)	(96,620)	-	(326,300)
Disposals	處置	97,395	130,854	1,005	1,244	14,379	-	244,877
Assets included in discontinued operations (note 12)	計入已終止經營業務的資產 (附註12)	38,564	207,678	7,054	7,331	26,050	-	286,677
Exchange realignment	匯兌調整	2,504	11,396	54	237	501	-	14,692
<b>At 31 December 2025</b>	<b>於二零二五年十二月三十一日</b>	<b>(475,262)</b>	<b>(2,020,433)</b>	<b>(58,844)</b>	<b>(46,569)</b>	<b>(315,737)</b>	<b>(1,569)</b>	<b>(2,918,414)</b>
Net carrying amount:	賬面淨值：							
At 31 December 2025	於二零二五年十二月三十一日	815,987	1,312,314	20,739	13,710	58,697	248,850	2,470,297

## Notes to Financial Statements 財務報表附註

31 December 2025  
二零二五年十二月三十一日

### 15. PROPERTY, PLANT AND EQUIPMENT (continued)

### 15. 物業、廠房及設備 (續)

		Buildings 樓宇 RMB'000 人民幣千元	Plant and machinery 廠房及機器 RMB'000 人民幣千元	Office equipment 辦公室設備 RMB'000 人民幣千元	Motor vehicles 汽車 RMB'000 人民幣千元	Tooling and equipment 工具及設備 RMB'000 人民幣千元	Construction in progress 在建工程 RMB'000 人民幣千元	Total 總計 RMB'000 人民幣千元
31 December 2024	二零二四年十二月三十一日							
Cost:	成本：							
At 31 December 2023 and 1 January 2024	於二零二三年十二月三十一日及 二零二四年一月一日	1,425,822	3,467,347	78,092	60,786	314,136	422,631	5,768,814
Additions	添置	54,678	182,223	6,751	6,180	11,163	571,447	832,442
Transfers	轉撥	54,431	61,910	82	104	1,034	(480,723)	(363,162)
Acquisition from subsidiaries	收購自附屬公司	-	539	1,058	1,174	-	-	2,771
Disposals	處置	(3,477)	(28,976)	(1,018)	(2,962)	(1,001)	-	(37,434)
Exchange realignment	匯兌調整	4,649	2,445	94	105	1,212	(94)	8,411
At 31 December 2024	於二零二四年十二月三十一日	1,536,103	3,685,488	85,059	65,387	326,544	513,261	6,211,842
Accumulated depreciation and impairment:	累計折舊及減值：							
At 31 December 2023 and 1 January 2024	於二零二三年十二月三十一日及 二零二四年一月一日	(461,094)	(1,995,673)	(51,301)	(45,782)	(249,459)	(1,569)	(2,804,878)
Depreciation provided during the year	年內折舊撥備	(81,149)	(241,251)	(7,832)	(6,817)	-11,527	-	(348,576)
Disposals	處置	1,821	13,627	577	2,489	856	-	19,370
Exchange realignment	匯兌調整	(1,757)	(2,491)	(40)	(71)	83	-	(4,276)
At 31 December 2024	於二零二四年十二月三十一日	(542,179)	(2,225,788)	(58,596)	(50,181)	(260,047)	(1,569)	(3,138,360)
Net carrying amount:	賬面淨值：							
At 31 December 2024	於二零二四年十二月三十一日	993,924	1,459,700	26,463	15,206	66,497	511,692	3,073,482

At 31 December 2025, certain of the Group's buildings and machinery with a net carrying amount of approximately RMB183,004,000 (2024: RMB392,715,000) were pledged to secure general banking facilities granted to the Group. For details of the pledged assets, please refer to note 36 to the financial statements.

於二零二五年十二月三十一日，本集團賬面淨值約人民幣183,004,000元(二零二四年：人民幣392,715,000元)之若干樓宇及機器已抵押作為本集團獲授一般銀行融資之擔保。已抵押資產詳情請參閱財務報表附註36。

## 16. INVESTMENT PROPERTIES

## 16. 投資物業

		2025 二零二五年 RMB'000 人民幣千元	2024 二零二四年 RMB'000 人民幣千元 (Restated) (經重列)
Carrying amount at 1 January (restated)	於一月一日的賬面值 (經重列)	413,120	324
Additions	添置	72,206	-
Net gain/(loss) from a fair value adjustment	公允價值調整收益/ (虧損) 淨額	41,093	49,634
Transfer from construction in progress	轉撥自在建工程	-	363,162
Carrying amount at 31 December	於十二月三十一日的賬面值	<b>526,419</b>	413,120

The Group's investment properties represent two (2024: two) industrial properties in Chinese mainland which was subsequently measured using the fair value model. The Directors have determined that the investment properties are industrial properties, based on the nature, characteristics and risk of the property. The Group's investment properties were revalued on 31 December 2025 based on the valuation performed by Shenzhen Hefa Asset Appraisal Firm (General Partnership). Each year, the Group's management decide, to appoint which external valuer to be responsible for the external valuations of the Group's properties. Selection criteria include market knowledge, reputation, independence and whether professional standards are maintained. The Group's management have discussions with the valuer on the valuation assumptions and valuation results once a year when the valuation is performed for annual financial reporting.

The investment properties are leased to a third party under operating leases, further summary details of which are included in note 17 to the financial statements.

本集團的投資物業指中國內地的兩個 (二零二四年：兩個) 工業物業，該等物業其後使用公允價值模型計量。董事已根據物業的性質、特點及風險釐定投資物業為工業物業。本集團的投資物業已根據深圳和發資產評估事務所 (普通合夥) 進行的估值於二零二五年十二月三十一日進行重估。於各年度，本集團的管理層決定委任外部估值師負責本集團物業的外部估值。甄選標準包括市場知識、聲譽、獨立性及是否維持專業水平。倘估值乃為年度財務報告作出，則本集團的管理層會每年與估值師討論估值假設及估值結果。

該等投資物業根據經營租賃出租給一名第三方，進一步摘要詳情載於財務報表附註17。

## Notes to Financial Statements 財務報表附註

31 December 2025  
二零二五年十二月三十一日

### 16. INVESTMENT PROPERTIES (continued)

At 31 December 2025, the Group's investment properties with a carrying value of RMB 526,106,000 (2024: RMB 412,807,000) were pledged to secure general banking facilities granted to the Group (note 36).

#### Fair value hierarchy

The following table illustrates the fair value measurement hierarchy of the Group's investment properties:

### 16. 投資物業 (續)

於二零二五年十二月三十一日，本集團賬面值為人民幣526,106,000元(二零二四年：人民幣412,807,000元)的投資物業已抵押作為本集團獲授一般銀行融資的質押(附註36)。

#### 公允價值層級

下表載列本集團投資物業的公允價值計量層級：

		Fair value measurement as at 31 December 2025 using 於二零二五年十二月三十一日的公允價值計量使用			
	Quoted prices in active markets 活躍 市場報價 (Level 1) (第1層) RMB'000 人民幣千元	Significant observable inputs 重大可觀察 輸入數據 (Level 2) (第2層) RMB'000 人民幣千元	Significant unobservable inputs 重大不可觀察 輸入數據 (Level 3) (第3層) RMB'000 人民幣千元		Total 總計 RMB'000 人民幣千元
Industrial properties	工業物業	-	-	526,419	526,419

		Fair value measurement as at 31 December 2024 using 於二零二四年十二月三十一日的公允價值計量使用			
	Quoted prices in active markets 活躍 市場報價 (Level 1) (第1層) RMB'000 人民幣千元	Significant observable inputs 重大可觀察 輸入數據 (Level 2) (第2層) RMB'000 人民幣千元	Significant unobservable inputs 重大不可觀察 輸入數據 (Level 3) (第3層) RMB'000 人民幣千元		Total 總計 RMB'000 人民幣千元
Industrial properties	工業物業	-	-	413,120	413,120

16. INVESTMENT PROPERTIES  
(continued)

## Fair value hierarchy (continued)

During the year, there were no transfers of fair value measurements between Level 1 and Level 2 and no transfers into or out of Level 3 (2024: Nil).

Reconciliation of fair value measurements categorised within Level 3 of the fair value hierarchy:

## 16. 投資物業 (續)

## 公允價值層級 (續)

年內，第1層與第2層之間之公允價值計量並無轉撥，亦無撥入或撥出第3層（二零二四年：無）。

分類於公允價值層級第3層的公允價值計量對賬：

		<b>Industrial properties</b> 工業物業 RMB'000 人民幣千元
Carrying amount at 1 January 2024	於二零二四年一月一日的賬面值	324
Transfer from construction in progress	轉撥自在建工程	363,162
Net gain from a fair value adjustment recognised in other income and gains in profit or loss	於損益的其他收入及收益確認的公允價值調整收益淨額	49,634
Carrying amount at 31 December 2024 and 1 January 2025	於二零二四年十二月三十一日及二零二五年一月一日的賬面值	413,120
Additions	添置	72,206
Net gain from a fair value adjustment recognised in other income and gains in profit or loss	於損益的其他收入及收益確認的公允價值調整收益淨額	41,093
Carrying amount at 31 December 2025	於二零二五年十二月三十一日的賬面值	526,419

## Notes to Financial Statements 財務報表附註

31 December 2025  
二零二五年十二月三十一日

### 16. INVESTMENT PROPERTIES (continued)

Below is a summary of the valuation techniques used and the key inputs to the valuation of investment properties:

### 16. 投資物業 (續)

以下為投資物業估值所用的估值技術及主要輸入數據之概要：

Description 描述	Valuation techniques 估值技術	Significant unobservable inputs 重大不可觀察輸入數據	Range or weighted average 範圍或加權平均數	
			2025 二零二五年	2024 二零二四年
Puxinhu Community Residents Committee, Tangxia Town, Dongguan City 東莞市塘廈鎮莆心湖社區居民委員會	Depreciated replacement cost approach 折舊重置成本法	Construction Costs 建造成本	<b>RMB 2,442 per square meter 每平方米 人民幣2,442元</b>	RMB 1,974 per square meter 每平方米 人民幣1,974元

The fair values of the investment properties located in Chinese mainland are determined using depreciated replacement cost approach by considering the cost to reproduce or replace in new condition the investment properties appraised in accordance with current construction costs for similar properties in the locality, with allowance for accrued depreciation as evidenced by observed condition or obsolescence percent, whether arising from physical, functional or economic causes. The fair value measurement is positively correlated to the adjusted replacement cost.

The Group holds this investment properties primarily for long-term leasing rather than short-term trading. Applying the depreciated replacement cost approach more reliably reflects its long-term holding value. The carrying amount is based on assessed construction costs, ensuring that it faithfully represents the asset's economic substance and aligns with the Group's holding objective.

位於中國內地的投資物業公允價值乃採用折舊重置成本法，根據所在地區類似物業的現行建設成本，考慮重置或翻新所評估投資物業的成本，並就可觀察狀況顯示的應計折舊或殘舊狀況（不論因物質、功能或經濟原因而導致）計提撥備而釐定。公允價值計量與經調整重置成本正相關。

本集團持有該投資物業主要作長期租賃用途，而非短期買賣。應用折舊重置成本法能更可靠地反映其長期持有價值。賬面值乃經評估建造成本釐定，確保能如實反映該資產的經濟實質，並與本集團的持有目標相符。

## 17. LEASES

### The Group as a lessee

The Group has lease contracts for various items of property, plant and machinery and other equipment used in its operations. Lump sum payments were made upfront to acquire the leased land from the owners with lease periods of 46 to 50 years, and no ongoing payments will be made under the terms of these land leases. Leases of properties generally have lease terms between 2 and 10 years, while plant and machinery generally have lease terms between 3 and 10 years. Other equipment generally has lease terms of 12 months or less and/or is individually of low value. Generally, the Group is restricted from assigning and subleasing the leased assets outside the Group.

## 17. 租賃

### 本集團作為承租人

本集團有用於其業務營運的物業、廠房及機器以及其他設備多個項目的租賃合約。已提前作出一次性付款以向業主收購租賃土地，租期為46至50年，而根據該等土地租賃的條款，將不會繼續支付任何款項。物業租賃的租期通常為2至10年，而廠房及機器的租期通常為3至10年。其他設備的租期通常為12個月或以下及／或個別設備的價值較低。一般而言，本集團不可向本集團以外人士轉讓及分租租賃資產。

## Notes to Financial Statements 財務報表附註

31 December 2025  
二零二五年十二月三十一日

### 17. LEASES (continued)

#### The Group as a lessee (continued)

##### (a) Right-of-use assets

The carrying amounts of the Group's right-of-use assets and the movements during the year are as follows:

		Leasehold land 租賃土地 RMB'000 人民幣千元	Properties 物業 RMB'000 人民幣千元	Plant and machinery 廠房及機器 RMB'000 人民幣千元	Total 總計 RMB'000 人民幣千元
As at 1 January 2024	於二零二四年一月一日	427,944	44,525	42	472,511
Additions	添置	1,996	57,967	-	59,963
Additions as a result of acquisition of subsidiaries	收購附屬公司導致添置	-	2,949	-	2,949
Early termination	提早終止	-	(4,660)	-	(4,660)
Depreciation charge	折舊費用	(11,675)	(23,750)	(30)	(35,455)
Exchange realignment	匯兌調整	(174)	3,516	-	3,342
As at 31 December 2024 and 1 January 2025	於二零二四年十二月三十一日及二零二五年一月一日	418,091	80,547	12	498,650
Additions	添置	39,360	111,041	-	150,401
Early termination	提早終止	-	(1,294)	-	(1,294)
Depreciation charge	折舊費用	(19,469)	(32,125)	(12)	(51,606)
Assets included in discontinued operations (note 12)	計入已終止經營業務的資產(附註12)	(64,363)	(156,479)	-	(220,842)
Exchange realignment	匯兌調整	572	2,769	-	3,341
<b>As at 31 December 2025</b>	<b>於二零二五年十二月三十一日</b>	<b>374,191</b>	<b>4,459</b>	<b>-</b>	<b>378,650</b>

At 31 December 2025, certain of the Group's prepaid land lease payments with a net carrying amount of approximately RMB99,425,000 (2024: RMB106,252,000) were pledged to secure general banking facilities granted to the Group. For details of the pledged assets, please refer to note 36 to the financial statements.

### 17. 租賃 (續)

#### 本集團作為承租人 (續)

##### (a) 使用權資產

年內本集團使用權資產的賬面值及變動情況如下：

於二零二五年十二月三十一日，本集團若干賬面淨值約為人民幣99,425,000元（二零二四年：人民幣106,252,000元）的預付土地租賃款項已抵押作為本集團獲授一般銀行融資之擔保。已抵押資產詳情請參閱財務報表附註36。

## 17. LEASES (continued)

## The Group as a lessee (continued)

## (b) Lease liabilities

The carrying amount of lease liabilities and the movements during the year are as follows:

		2025 二零二五年 RMB'000 人民幣千元	2024 二零二四年 RMB'000 人民幣千元
Carrying amount at 1 January	於一月一日的賬面值	88,228	47,142
New leases	新租賃	111,041	57,967
Additions as a result of acquisition of subsidiaries	收購附屬公司導致添置	-	3,057
Accretion of interest recognised during the year	年內已確認利息增幅	7,325	4,969
Payments	付款	(41,438)	(23,637)
Early termination	提早終止	(946)	(4,892)
Assets included in discontinued operations (note 12)	計入已終止經營業務的資產 (附註12)	(164,661)	-
Exchange realignment	匯兌調整	2,960	3,622
Carrying amount at 31 December	於十二月三十一日的賬面值	2,509	88,228
Analysed into:	分析如下：		
Current portion	流動部分	847	22,802
Non-current portion	非流動部分	1,662	65,426

The maturity analysis of lease liabilities is disclosed in note 41 to the financial statements.

## 17. 租賃 (續)

## 本集團作為承租人 (續)

## (b) 租賃負債

租賃負債的賬面值及於年內的變動如下：

		2025 二零二五年 RMB'000 人民幣千元	2024 二零二四年 RMB'000 人民幣千元
Carrying amount at 1 January	於一月一日的賬面值	88,228	47,142
New leases	新租賃	111,041	57,967
Additions as a result of acquisition of subsidiaries	收購附屬公司導致添置	-	3,057
Accretion of interest recognised during the year	年內已確認利息增幅	7,325	4,969
Payments	付款	(41,438)	(23,637)
Early termination	提早終止	(946)	(4,892)
Assets included in discontinued operations (note 12)	計入已終止經營業務的資產 (附註12)	(164,661)	-
Exchange realignment	匯兌調整	2,960	3,622
Carrying amount at 31 December	於十二月三十一日的賬面值	2,509	88,228
Analysed into:	分析如下：		
Current portion	流動部分	847	22,802
Non-current portion	非流動部分	1,662	65,426

租賃負債的到期日分析披露於財務報表附註41。

## Notes to Financial Statements 財務報表附註

31 December 2025  
二零二五年十二月三十一日

### 17. LEASES (continued)

#### The Group as a lessee (continued)

(c) The amounts recognised in profit or loss in relation to leases are as follows:

		2025 二零二五年 RMB'000 人民幣千元	2024 二零二四年 RMB'000 人民幣千元
Interest on lease liabilities	租賃負債利息	7,325	4,969
Depreciation charge of right-of-use assets	使用權資產折舊費用	51,606	35,455
Expense relating to short-term leases (included in cost of sales, selling, administrative expenses and distribution expenses)	與短期租賃有關的開支 (計入銷售成本、銷售、行政開支及分銷開支)	33,839	27,538
Total amount recognised in profit or loss	於損益內確認的款項總額	92,770	67,962

(d) The total cash outflow for leases and future cash outflows relating to leases that have not yet commenced are disclosed in notes 35(c) to the financial statements.

#### The Group as a lessor

The Group leases its production and office premises consisting of nine production premises and four office premises under operating lease arrangements (2024: eight production premises and four office premises under operating lease arrangements). The terms of the leases generally also require the tenants to pay security deposits and provide for periodic rent adjustments according to the then prevailing market conditions. Rental income recognised by the Group during the year was RMB25,614,000 (2024: RMB4,833,000), details of which are included in note 5 to the financial statements.

### 17. 租賃 (續)

#### 本集團作為承租人 (續)

(c) 於損益內確認的租賃相關款項如下：

		2025 二零二五年 RMB'000 人民幣千元	2024 二零二四年 RMB'000 人民幣千元
Interest on lease liabilities	租賃負債利息	7,325	4,969
Depreciation charge of right-of-use assets	使用權資產折舊費用	51,606	35,455
Expense relating to short-term leases (included in cost of sales, selling, administrative expenses and distribution expenses)	與短期租賃有關的開支 (計入銷售成本、銷售、行政開支及分銷開支)	33,839	27,538
Total amount recognised in profit or loss	於損益內確認的款項總額	92,770	67,962

(d) 租賃的現金流出總額及與尚未開始的租賃有關的未來現金流出披露於財務報表附註35(c)。

#### 本集團作為出租人

本集團根據經營租賃安排出租其生產廠房及辦公室物業，包括九個生產廠房及四個辦公室物業 (二零二四年：經營租賃安排下的八個生產廠房及四個辦公室物業)。該等租賃的條款亦要求租戶支付擔保按金並根據現行市況進行定期租金調整。年內本集團已確認的租金收入為人民幣25,614,000元 (二零二四年：人民幣4,833,000元)，詳情載於財務報表附註5。

## 17. LEASES (continued)

## The Group as a lessor (continued)

At 31 December 2025, the undiscounted lease payments receivable by the Group in future periods under operating leases with its tenants are as follows:

		2025 二零二五年 RMB'000 人民幣千元	2024 二零二四年 RMB'000 人民幣千元
Within one year	一年內	19,508	17,564
After one year but within two years	一年以上但兩年以內	16,086	15,716
After two years but within three years	兩年以上但三年以內	15,725	15,725
After three years but within four years	三年以上但四年以內	15,167	15,850
After four years but within five years	四年以上但五年以內	11,206	15,167
After five years	五年以上	42,044	51,756
Total	總計	<b>119,736</b>	131,778

## 17. 租賃 (續)

## 本集團作為出租人 (續)

於二零二五年十二月三十一日，日後本集團根據與其租戶之經營租賃的應收未貼現租賃付款如下：

## Notes to Financial Statements 財務報表附註

31 December 2025  
二零二五年十二月三十一日

### 18. GOODWILL

### 18. 商譽

		RMB'000 人民幣千元
Cost and net carrying amount:	成本及賬面淨值：	
Cost at 1 January 2024, net of accumulated impairment	於二零二四年一月一日的成本，扣除累計減值	2,405
Acquisition of a subsidiary	收購一間附屬公司	1,306
Impairment during the year	年內減值	-
Cost and net carrying amount at 31 December 2024	成本及於二零二四年十二月三十一日的賬面淨值	3,711
At 31 December 2024:	於二零二四年十二月三十一日：	
Cost	成本	12,134
Accumulated impairment	累計減值	(8,423)
Net carrying amount	賬面淨值	3,711
Cost at 1 January 2025, net of accumulated impairment	於二零二五年一月一日的成本，扣除累計減值	3,711
Attributable to discontinued operations (note 12)	歸屬於已終止經營業務(附註12)	(2,366)
Impairment during the year	年內減值	-
Cost and net carrying amount at 31 December 2025	成本及於二零二五年十二月三十一日的賬面淨值	1,345
At 31 December 2025:	於二零二五年十二月三十一日：	
Cost	成本	1,345
Accumulated impairment	累計減值	-
Net carrying amount	賬面淨值	1,345

#### Impairment testing of goodwill

Goodwill acquired through business combinations is allocated to the respective cash-generating units (“CGUs”) for impairment testing.

#### 商譽減值測試

透過業務合併收購的商譽已分配至各自現金產生單位(「現金產生單位」)作減值測試。

## 18. GOODWILL (continued)

Impairment testing of goodwill  
(continued)

The carrying amount of goodwill has been allocated to CGUs as follows:

## Continuing operations

		2025 二零二五年 RMB'000 人民幣千元	2024 二零二四年 RMB'000 人民幣千元
Energymax	Energymax	-	237
Taihe Dahua	太和縣大華	39	39
Leoch Battery UK Ltd.	Leoch Battery UK Ltd.	-	1,937
LEOCH IBERIA SL.	LEOCH IBERIA SL.	-	192
Yuasa Battery (Guangdong) Company Limited	廣東湯淺蓄電池有限公司	1,306	1,306
<b>Total</b>	<b>總計</b>	<b>1,345</b>	<b>3,711</b>

## Discontinued operations

		2025 二零二五年 RMB'000 人民幣千元
Energymax	Energymax	237
Leoch Battery UK Ltd.	Leoch Battery UK Ltd.	1,937
LEOCH IBERIA SL.	LEOCH IBERIA SL.	192
<b>Total</b>	<b>總計</b>	<b>2,366</b>

## 18. 商譽 (續)

## 商譽減值測試 (續)

分配至現金產生單位之商譽賬面值如下：

## 持續經營業務

		2025 二零二五年 RMB'000 人民幣千元	2024 二零二四年 RMB'000 人民幣千元
Energymax	Energymax	-	237
Taihe Dahua	太和縣大華	39	39
Leoch Battery UK Ltd.	Leoch Battery UK Ltd.	-	1,937
LEOCH IBERIA SL.	LEOCH IBERIA SL.	-	192
Yuasa Battery (Guangdong) Company Limited	廣東湯淺蓄電池有限公司	1,306	1,306
<b>Total</b>	<b>總計</b>	<b>1,345</b>	<b>3,711</b>

## 已終止經營業務

		2025 二零二五年 RMB'000 人民幣千元
Energymax	Energymax	237
Leoch Battery UK Ltd.	Leoch Battery UK Ltd.	1,937
LEOCH IBERIA SL.	LEOCH IBERIA SL.	192
<b>Total</b>	<b>總計</b>	<b>2,366</b>

## Notes to Financial Statements 財務報表附註

31 December 2025  
二零二五年十二月三十一日

### 18. GOODWILL (continued)

The recoverable amounts of the above CGUs have been determined based on value-in-use calculations using cash flow projections based on financial budgets covering a five-year period approved by senior management.

The key assumptions adopted on the growth rate and discount rate used in the value-in-use calculations are based on management's best estimates. The terminal growth rate of 3% (2024: 3%) is determined by considering both internal and external factors relating to the CGUs. The discount rates applied to the cash flow projections are 15% (2024: 15%) for Energymax, 15% (2024: 16%) for Taihe Dahua, 11% (2024: 11%) for Leoch Battery UK Ltd., 14% for LEOCH IBERIA SL. (2024: 14%) and 15% for Yuasa Battery (Guangdong) Company Limited (2024: 15%).

Management believes that any reasonably possible change in the key assumptions on which the recoverable amount of goodwill is based would not cause the carrying amount of goodwill to exceed its recoverable amount.

### 18. 商譽 (續)

現金產生單位的可收回金額乃根據現金流量預測以可使用價值方式計算，而該現金流量預測乃以高級管理層批准的五年期財務預算為基準。

計算可使用價值所採用的增長率及折現率的主要假設乃基於管理層的最佳估計。3% (二零二四年：3%) 的永久增長率乃經考慮與現金產生單位相關的內部及外部因素後釐定。Energymax、太和縣大華、Leoch Battery UK Ltd.、LEOCH IBERIA SL.及廣東湯淺蓄電池有限公司現金流量預測所採用的折現率分別為15% (二零二四年：15%)、15% (二零二四年：16%)、11% (二零二四年：11%)、14% (二零二四年：14%) 及15% (二零二四年：15%)。

管理層認為，商譽可收回金額所依據之主要假設出現任何合理變動，均不會導致商譽的賬面值超出其可收回金額。

# Notes to Financial Statements 財務報表附註

31 December 2025  
二零二五年十二月三十一日

## 19. OTHER INTANGIBLE ASSETS

## 19. 其他無形資產

		Computer software 電腦軟件 RMB'000 人民幣千元	Deferred development costs 遞延開發成本 RMB'000 人民幣千元	Customer relationship 客戶關係 RMB'000 人民幣千元	Licence 牌照 RMB'000 人民幣千元	Trademark 商標 RMB'000 人民幣千元	Total 總計 RMB'000 人民幣千元
31 December 2025	二零二五年十二月三十一日						
Cost at 1 January 2025, net of accumulated amortisation	於二零二五年一月一日的成本，扣除累計攤銷	15,094	739,592	10,692	30,272	2,471	798,121
Additions	添置	22,670	316,146	-	-	-	338,816
Amortisation provided during the year	年內攤銷撥備	(4,227)	(254,520)	(2,874)	(10,813)	(2,471)	(274,905)
Assets included in discontinued operations (note 12)	計入已終止經營業務的資產 (附註12)	(125)	-	(4,935)	-	-	(5,060)
Exchange realignment	匯兌調整	(4)	-	183	-	-	179
At 31 December 2025	於二零二五年十二月三十一日	33,408	801,218	3,066	19,459	-	857,151
At 31 December 2025:	於二零二五年十二月三十一日：						
Cost	成本	99,992	2,488,218	2,169	108,126	6,030	2,704,535
Accumulated amortisation	累計攤銷	(66,584)	(1,687,000)	897	(88,667)	(6,030)	(1,847,384)
Net carrying amount	賬面淨值	33,408	801,218	3,066	19,459	-	857,151
31 December 2024	二零二四年十二月三十一日						
Cost at 1 January 2024, net of accumulated amortisation	於二零二四年一月一日的成本，扣除累計攤銷	18,517	743,294	13,284	41,085	6,494	822,674
Additions	添置	266	256,201	-	-	-	256,467
Acquisition of subsidiaries	收購附屬公司	368	-	-	-	-	368
Amortisation provided during the year	年內攤銷撥備	(4,057)	(259,903)	(2,614)	(10,813)	(4,023)	(281,410)
Exchange realignment	匯兌調整	-	-	22	-	-	22
At 31 December 2024	於二零二四年十二月三十一日	15,094	739,592	10,692	30,272	2,471	798,121
At 31 December 2024:	於二零二四年十二月三十一日：						
Cost	成本	43,442	2,172,072	24,058	108,126	26,154	2,373,852
Accumulated amortisation	累計攤銷	(28,348)	(1,432,480)	(13,366)	(77,854)	(23,683)	(1,575,731)
Net carrying amount	賬面淨值	15,094	739,592	10,692	30,272	2,471	798,121

## Notes to Financial Statements 財務報表附註

31 December 2025  
二零二五年十二月三十一日

### 20. EQUITY INVESTMENTS DESIGNATED AT FAIR VALUE THROUGH OTHER COMPREHENSIVE INCOME

### 20. 指定按公允價值變動計入其他全面收益的權益性投資

		2025 二零二五年 RMB'000 人民幣千元	2024 二零二四年 RMB'000 人民幣千元
Equity investments designated at fair value through other comprehensive income: Unlisted equity investments, at fair value	指定按公允價值變動計入其他全面收益的權益性投資： 非上市權益性投資，按公允價值	<b>2,912</b>	1,393

The above equity investments were irrevocably designated at fair value through other comprehensive income as the Group considers these investments to be strategic in nature.

由於本集團認為該等投資屬策略性投資，因此權益性投資不可撤銷地指定按公允價值變動計入其他全面收益。

### 21. INVENTORIES

### 21. 存貨

		2025 二零二五年 RMB'000 人民幣千元	2024 二零二四年 RMB'000 人民幣千元
Raw materials	原料	<b>636,351</b>	877,183
Work in progress	在製品	<b>1,083,646</b>	1,345,963
Finished goods	製成品	<b>338,401</b>	1,142,083
Total	總計	<b>2,058,398</b>	3,365,229

At 31 December 2025, certain of the Group's inventories with a net carrying amount of approximately RMB74,500,000 (2024: RMB49,500,000) were pledged to secure general banking facilities granted to the Group. For details of the pledged inventories, please refer to note 36 to the financial statements.

於二零二五年十二月三十一日，本集團賬面淨值約人民幣74,500,000元（二零二四年：人民幣49,500,000元）之若干存貨已抵押作為本集團獲授一般銀行融資的質押。有關已質押存貨的詳情，請參閱財務報表附註36。

## 22. TRADE RECEIVABLES

## 22. 貿易應收款項

		2025 二零二五年 RMB'000 人民幣千元	2024 二零二四年 RMB'000 人民幣千元
Trade receivables	貿易應收款項	2,560,782	3,836,188
Impairment	減值	(113,909)	(131,910)
Net carrying amount	賬面淨值	<b>2,446,873</b>	3,704,278

The Group grants different credit periods to its customers. Credit periods for individual customers are considered on a case-by-case basis. Certain customers are required to make partial payments before or upon delivery. The Group seeks to maintain strict control over its outstanding receivables and closely monitors them to minimise credit risk. Overdue balances are reviewed regularly by senior management. The Group's trade receivables of RMB1,324,991,000 (2024: RMB1,328,531,000) were under short term credit insurance and RMB24,112,000 (2024: RMB59,357,000) were under letters of credit. These amounts were included in discontinued operations. In addition, the Group does not hold any collateral or other credit enhancements over these balances. Trade receivables are non-interest-bearing.

As at 31 December 2025, the Group pledged certain trade receivables amounting to RMB472,998,000 (2024: RMB611,395,000) to banks with recourse in exchange for cash (note 36). The proceeds from pledging the trade receivables of RMB147,451,000 (2024: RMB533,759,000) were accounted for as collateralised bank advances until the trade receivables were collected or the Group made good of any losses incurred by the banks. The details of the transfer of factored trade receivables are included in note 42 to the financial statements.

本集團向客戶授予不同的信貸期。各個客戶的信貸期逐一釐定。若干客戶須於交付前或交付時作出部分付款。本集團尋求對其未獲償還的應收款項維持嚴格控制，並密切監察該等賬款，以減低信貸風險。高級管理層會定期審閱逾期未付的結餘。本集團貿易應收款項中人民幣1,324,991,000元（二零二四年：人民幣1,328,531,000元）訂有短期信用保險及人民幣24,112,000元（二零二四年：人民幣59,357,000元）訂有信用證。該等金額計入已終止經營業務。此外，本集團概無就該等結餘持有任何抵押品或採取其他信貸提升措施。貿易應收款項為不計息。

於二零二五年十二月三十一日，本集團向銀行質押若干有追索權的貿易應收款項，金額為人民幣472,998,000元（二零二四年：人民幣611,395,000元），藉以換取現金（附註36）。抵押貿易應收款項所得款項人民幣147,451,000元（二零二四年：人民幣533,759,000元）乃列作有抵押銀行墊款，直至該等貿易應收款項獲收回或本集團彌補銀行產生的任何虧損為止。保理貿易應收款項轉讓之詳情載於財務報表附註42。

## Notes to Financial Statements 財務報表附註

31 December 2025  
二零二五年十二月三十一日

### 22. TRADE RECEIVABLES (continued)

An ageing analysis of the trade receivables as at 31 December 2025 and 2024 based on the invoice date, net of loss allowance, is as follows:

		2025 二零二五年 RMB'000 人民幣千元	2024 二零二四年 RMB'000 人民幣千元
Within 3 months	3個月內	1,879,591	2,801,303
3 to 6 months	3至6個月	377,038	604,697
6 to 12 months	6至12個月	121,870	187,548
1 to 2 years	1至2年	41,429	93,650
Over 2 years	2年以上	26,945	17,080
<b>Total</b>	<b>總計</b>	<b>2,446,873</b>	<b>3,704,278</b>

Movements in the loss allowance for impairment of trade receivables are as follows:

		2025 二零二五年 RMB'000 人民幣千元	2024 二零二四年 RMB'000 人民幣千元
At beginning of year	於年初	131,910	73,128
Loss allowance included in discontinued operations	計入已終止經營業務的虧損撥備	(32,037)	-
Impairment losses, net (note 6)	減值虧損淨額(附註6)	14,036	58,782
<b>At end of year</b>	<b>於年末</b>	<b>113,909</b>	<b>131,910</b>

### 22. 貿易應收款項 (續)

於二零二五年及二零二四年十二月三十一日的貿易應收款項按發票日(扣除虧損撥備)的賬齡分析如下:

貿易應收款項減值虧損撥備的變動載列如下:

## 22. TRADE RECEIVABLES (continued)

An impairment analysis is performed at each reporting date using a provision matrix to measure expected credit losses. The provision rates are based on days past due for groupings of various customer segments with similar loss patterns (i.e., by customer type and rating, and coverage by letters of credit or other forms of credit insurance). The calculation reflects the probability-weighted outcome, the time value of money and reasonable and supportable information that is available at the reporting date about past events, current conditions and forecasts of future economic conditions. Generally, trade receivables are written off if past due for more than one year and are not subject to enforcement activity.

Set out below is the information about the credit risk exposure on the Group's trade receivables using a provision matrix:

As at 31 December 2025

		Current 即期		Past due 逾期		Total 總計
		Customers with credit enhancement 信貸提升 的客戶	Ordinary customers 普通客戶	Customers with credit enhancement 信貸提升 的客戶	Ordinary customers 普通客戶	
Expected credit loss rate	預期信貸虧損率	0.52%	2.17%	27.90%	100.00%	4.45%
Gross carrying amount (RMB'000)	賬面總值 (人民幣千元)	2,031,322	365,681	94,828	68,951	2,560,782
Expected credit losses (RMB'000)	預期信貸虧損 (人民幣千元)	10,561	7,943	26,454	68,951	113,909

## 22. 貿易應收款項 (續)

於各報告日期均採用撥備矩陣進行減值分析，以計量預期信貸虧損。撥備率乃基於多個具有類似虧損模式的客戶分部組別（即客戶類別及評級及信用證或其他信貸保險形式的保障範圍）的逾期日數計算。該計算反映概率加權結果、貨幣時值及於報告日期可得的有關過往事項、當前條件及未來經濟條件預測的合理及可靠資料。一般而言，貿易應收款項如逾期超過一年且無強制追討行動則予以撇銷。

下表載列本集團使用撥備矩陣計算的貿易應收款項的信貸風險資料：

於二零二五年十二月三十一日

## Notes to Financial Statements 財務報表附註

31 December 2025  
二零二五年十二月三十一日

### 22. TRADE RECEIVABLES (continued)

As at 31 December 2024

		Current 即期		Past due 逾期		Total 總計
		Customers with credit enhancement 信貸提升 的客戶	Ordinary customers 普通客戶	Customers with credit enhancement 信貸提升 的客戶	Ordinary customers 普通客戶	
Expected credit loss rate	預期信貸虧損率	0.62%	1.79%	20.57%	100.00%	3.44%
Gross carrying amount (RMB'000)	賬面總值 (人民幣千元)	3,144,713	476,745	139,397	75,333	3,836,188
Expected credit losses (RMB'000)	預期信貸虧損 (人民幣千元)	19,386	8,524	28,667	75,333	131,910

### 22. 貿易應收款項 (續)

於二零二四年十二月三十一日

### 23. DEBT INVESTMENTS AT FAIR VALUE THROUGH OTHER COMPREHENSIVE INCOME

The balances as at 31 December 2025 and 31 December 2024 represent bills receivable held by the Group which were measured at fair value through other comprehensive income, since the bills receivable were held within the business model whose objective was achieved by both collecting contractual cash flows and selling the financial assets, and the contractual cash flows were solely payments of principal and interest on the principal amount outstanding.

### 23. 按公允價值變動計入其他 全面收益的債務投資

於二零二五年十二月三十一日及二零二四年十二月三十一日的結餘指本集團持有的按公允價值變動計入其他全面收益的應收票據，原因為應收票據是按同時通過收取合約現金流量及出售金融資產為目的的商業模式下持有，而合約現金流量僅為支付本金及未償還本金的利息。

## 23. DEBT INVESTMENTS AT FAIR VALUE THROUGH OTHER COMPREHENSIVE INCOME (continued)

The ageing analysis of bills receivable presented based on the issue date at 31 December 2025 and 31 December 2024 is as follows:

		2025 二零二五年 RMB'000 人民幣千元	2024 二零二四年 RMB'000 人民幣千元
Within 3 months	3個月內	<b>130,308</b>	123,169
3 to 6 months	3至6個月	<b>25,110</b>	36,590
6 to 12 months	6至12個月	<b>796</b>	1,407
Total	總計	<b>156,214</b>	161,166

The net loss on changes in the fair value of the debt investments at fair value through other comprehensive income amounting to RMB230,000 (2024: net gain RMB461,000) was recognised in the consolidated statement of other comprehensive income during the year.

## 23. 按公允價值變動計入其他全面收益的債務投資 (續)

於二零二五年十二月三十一日及二零二四年十二月三十一日按發行日期呈列之應收票據賬齡分析如下：

年內，按公允價值變動計入其他全面收益的債務投資的公允價值變動虧損淨額人民幣230,000元（二零二四年：收益淨額人民幣461,000元）於綜合其他全面收益表中確認。

## Notes to Financial Statements 財務報表附註

31 December 2025  
二零二五年十二月三十一日

### 24. PREPAYMENTS, OTHER RECEIVABLES AND OTHER ASSETS

### 24. 預付款項、其他應收款項及其他資產

		2025 二零二五年 RMB'000 人民幣千元	2024 二零二四年 RMB'000 人民幣千元
Prepayments	預付款項	120,036	356,931
Deposits and other receivables	訂金及其他應收款項	273,171	297,357
Interest receivables	應收利息	4,478	5,294
Loans to employees	向僱員作出的貸款	1,834	3,758
		<b>399,519</b>	663,340

The financial assets included in the above balances relate to receivables for which there was no recent history of default and past due amounts. As at 31 December 2025 and 2024, the loss allowance was assessed to be minimal.

上述結餘所包括的金融資產與並無近期違約記錄及逾期金額的應收款項有關。於二零二五年及二零二四年十二月三十一日，本集團估計虧損撥備甚低。

25. FINANCIAL ASSETS/  
LIABILITIES AT FAIR VALUE  
THROUGH PROFIT OR LOSS25. 按公允價值變動計入損益  
的金融資產／負債

		2025 二零二五年	
		Assets 資產 RMB'000 人民幣千元	Liabilities 負債 RMB'000 人民幣千元
CURRENT	流動		
Listed equity investments, at fair value	上市權益性投資，按公允價值	43	-
Unlisted investments, at fair value	非上市投資，按公允價值	13,741	-
Other unlisted investment, at fair value	其他非上市投資，按公允價值	23,891	-
Put option, at fair value	認沽期權，按公允價值	-	7,431
Total	總計	37,675	7,431
NON-CURRENT	非流動		
Unlisted investments, at fair value	非上市投資，按公允價值	300,873	-

## Notes to Financial Statements 財務報表附註

31 December 2025  
二零二五年十二月三十一日

### 25. FINANCIAL ASSETS/ LIABILITIES AT FAIR VALUE THROUGH PROFIT OR LOSS (continued)

### 25. 按公允價值變動計入損益 的金融資產／負債 (續)

		2024 二零二四年	
		Assets 資產	Liabilities 負債
		RMB'000 人民幣千元	RMB'000 人民幣千元
<b>CURRENT</b>	<b>流動</b>		
Listed equity investments, at fair value	上市權益性投資，按公允價值	68	–
Commodity future and option contracts, at fair value	商品期貨及期權合約， 按公允價值	476	–
Other unlisted investment, at fair value	其他非上市投資，按公允價值	23,436	–
Put option, at fair value	認沽期權，按公允價值	–	10,371
<b>Total</b>	<b>總計</b>	<b>23,980</b>	<b>10,371</b>
<b>NON-CURRENT</b>	<b>非流動</b>		
Unlisted investments, at fair value	非上市投資，按公允價值	306,461	–

## 25. FINANCIAL ASSETS/ LIABILITIES AT FAIR VALUE THROUGH PROFIT OR LOSS (continued)

The above listed equity investments were classified as financial assets at fair value through profit or loss as they were held for trading.

The Group uses derivative financial instruments, such as commodity future and option contracts, to manage the lead price fluctuation risk, which did not meet the criteria for hedge accounting and are measured at fair value through profit or loss.

The above other unlisted investment was the right to receive the proceeds from future sales of the properties. It was mandatorily classified as a financial asset at fair value through profit or loss as its contractual cash flows are not solely payments of principal and interest.

The above unlisted investments were fund investments that have defined investment period and there is contractual obligation to distribute.

## 25. 按公允價值變動計入損益 的金融資產／負債 (續)

由於以上上市權益性投資乃持作交易，因此該等權益性投資被分類為按公允價值變動計入損益的金融資產。

本集團使用衍生金融工具，例如商品期貨及期權合約管理其鉛價波動風險，該等衍生金融工具未滿足對沖會計之標準，其計量方法為按公允價值變動計入損益計量。

以上其他非上市投資乃收取未來物業銷售所得款項的權利。該等投資被強制分類為一項按公允價值變動計入損益的金融資產，此乃由於其合約現金流量並非純粹為本金及利息付款。

上述非上市投資為擁有界定投資期且有分派的合約責任的基金投資。

## Notes to Financial Statements 財務報表附註

31 December 2025  
二零二五年十二月三十一日

### 26. CASH AND BANK BALANCES AND TIME DEPOSITS

### 26. 現金及銀行結餘以及定期存款

		2025 二零二五年 RMB'000 人民幣千元	2024 二零二四年 RMB'000 人民幣千元
Cash and bank balances	現金及銀行結餘	658,179	743,975
Time deposits	定期存款	537,069	662,028
Subtotal	小計	<b>1,195,248</b>	1,406,003
Less: Pledged for interest-bearing bank borrowings	減：已就計息銀行借貸質押	<b>(3,533)</b>	(45,104)
Pledged for bills payable	已就應付票據質押	<b>(285,520)</b>	(326,764)
Pledged for letters of credit	已就信用證質押	<b>(248,016)</b>	(290,160)
Subtotal	小計	<b>(537,069)</b>	(662,028)
Cash and cash equivalents	現金及現金等價物	<b>658,179</b>	743,975
Denominated in RMB	以人民幣計值	<b>1,111,739</b>	1,120,592
Denominated in US\$	以美元計值	<b>47,977</b>	158,505
Denominated in HK\$	以港元計值	<b>34,363</b>	61,391
Denominated in Indian Rupee	以印度盧比計值	-	11,233
Denominated in Euro ("EUR")	以歐元(「歐元」)計值	<b>852</b>	11,190
Denominated in Singapore Dollar ("SG\$")	以新加坡元計值(「新元」)	-	7,657
Denominated in THB	以泰銖計值	-	7,651
Denominated in Malaysian Dollar ("MYR")	以馬來西亞令吉 (「馬來西亞令吉」)計值	-	7,046
Denominated in GBP	以英鎊計值	<b>303</b>	6,729
Denominated in Sri Lankan Rupee	以斯里蘭卡盧比計值	-	5,106
Denominated in Vietnam Dollar	以越南盾計值	-	4,886
Denominated in Australian Dollar ("AU\$")	以澳元(「澳元」)計值	-	2,919
Denominated in MXN	以墨西哥披索計值	-	1,001
Denominated in JPY	以日圓計值	<b>14</b>	97
		<b>1,195,248</b>	1,406,003

## 26. CASH AND BANK BALANCES AND TIME DEPOSITS (continued)

The RMB is not freely convertible into other currencies, however, under Chinese mainland's Foreign Exchange Control Regulations and Administration of Settlement, Sale and Payment of Foreign Exchange Regulations, the Group is permitted to exchange RMB for other currencies through banks authorised to conduct foreign exchange business.

Cash at banks earns interest at floating rates based on daily bank deposit rates. Short term time deposits are made for varying periods of between one day and three months depending on the immediate cash requirements of the Group, and earn interest at the respective short term time deposit rates. The bank balances and pledged deposits are deposited with creditworthy banks with no recent history of default.

## 26. 現金及銀行結餘以及定期存款 (續)

人民幣不得自由兌換作外幣，然而，根據中國內地外匯管制條例及結匯、售匯及付匯管理規定，本集團獲批准通過授權銀行將人民幣兌換作外幣以進行外匯業務。

存於銀行的現金按每日銀行存款利率的浮動息率賺取利息。短期定期存款之存款期由一日至三個月不等，視乎本集團之實時現金要求而定，各自按短期存款利率獲取利息。銀行結餘及抵押存款存於近期無拖欠記錄且信譽良好的銀行。

## 27. TRADE AND BILLS PAYABLES

## 27. 貿易應付款項及應付票據

		2025 二零二五年 RMB'000 人民幣千元	2024 二零二四年 RMB'000 人民幣千元
Trade payables	貿易應付款項	1,597,659	1,187,451
Bills payable	應付票據	1,258,020	1,415,586
Total	總計	<b>2,855,679</b>	2,603,037

## Notes to Financial Statements 財務報表附註

31 December 2025  
二零二五年十二月三十一日

### 27. TRADE AND BILLS PAYABLES (continued)

An ageing analysis of the trade and bills payables as at the end of the reporting period, based on the invoice date, is as follows:

		2025 二零二五年 RMB'000 人民幣千元	2024 二零二四年 RMB'000 人民幣千元
Within 3 months	3個月內	1,462,847	1,248,762
3 to 6 months	3至6個月	574,293	903,190
6 to 12 months	6至12個月	760,815	423,338
1 to 2 years	1至2年	45,559	19,660
2 to 3 years	2至3年	9,794	4,314
Over 3 years	超過3年	2,371	3,773
Total	總計	2,855,679	2,603,037

The trade payables are non-interest-bearing and are normally settled on 90-day terms. All the bills payable have maturity dates within 365 days. As at 31 December 2025, bills payable amounting to RMB860,159,000 (2024: RMB759,932,000) were issued on intercompany sales transactions within the Group and these bills were discounted to banks for short term financing.

As at 31 December 2025, certain of the Group's bills payable were secured by the pledge of certain of the Group's time deposits amounting to RMB285,520,000 (2024: RMB326,764,000) (note 36).

### 27. 貿易應付款項及應付票據 (續)

於報告期末，貿易應付款項及應付票據按發票日期的賬齡分析如下：

貿易應付款項為不計息，且一般須於90日內支付。所有應付票據均於365日內到期。於二零二五年十二月三十一日，本集團就集團內公司間進行的銷售交易發行金額為人民幣860,159,000元（二零二四年：人民幣759,932,000元）的應付票據，且該等票據貼現予銀行作短期融資。

於二零二五年十二月三十一日，本集團若干應付票據以本集團金額為人民幣285,520,000元（二零二四年：人民幣326,764,000元）的若干定期存款的質押作擔保（附註36）。

## 28. OTHER PAYABLES AND ACCRUALS

## 28. 其他應付款項及應計費用

			2025 二零二五年 RMB'000 人民幣千元	2024 二零二四年 RMB'000 人民幣千元
		Notes 附註		
Provision for social insurance and retirement benefits	社會保險及退休福利撥備		<b>181,670</b>	169,437
Contract liabilities	合約負債	(a)	<b>275,788</b>	281,795
Accrued expenses	應計開支		<b>118,431</b>	117,711
Accrued payroll	應計工資		<b>90,988</b>	100,454
Payables for purchase of items of property, plant and equipment	購買物業、廠房及設備項目的應付款項		<b>79,515</b>	13,907
Provision for product warranties	產品保修金撥備		<b>45,189</b>	53,156
Tax payables other than current income tax liabilities	應付稅項(即期所得稅負債除外)		<b>71,360</b>	72,256
Payables to non-controlling shareholders and senior management	應付非控股股東及高級管理層的款項		-	28,000
Payables for acquisition of subsidiaries	收購附屬公司的應付款項		-	38,516
Payables to related party	應付關連人士款項	38	<b>131,040</b>	-
Provision	撥備	(b)	<b>22,632</b>	66,117
Others	其他	(c)	<b>68,677</b>	153,422
<b>Total</b>	<b>總計</b>		<b>1,085,290</b>	1,094,771

## Notes to Financial Statements 財務報表附註

31 December 2025  
二零二五年十二月三十一日

### 28. OTHER PAYABLES AND ACCRUALS (continued)

Notes:

- (a) Details of contract liabilities are as follows:

	<b>31 December 2025 二零二五年 十二月三十一日 RMB'000 人民幣千元</b>	31 December 2024 二零二四年 十二月三十一日 RMB'000 人民幣千元	1 January 2024 二零二四年 一月一日 RMB'000 人民幣千元
<i>Short-term advances received from customers</i> 已收客戶短期墊款			
Sale of goods 銷售貨物	<b>275,788</b>	281,795	303,500

Contract liabilities are short-term advances received to deliver industrial products. The Contract liabilities of the Group, which included in continue operation and discontinue operation increase (2024: decrease) in contract liabilities was mainly due to the increase (2024: decrease) in short-term advances received from customers in relation to the sale of goods at the end of the year.

- (b) The provision of RMB81,012,000 was recognised at the acquisition date of the acquiree Tianjin GS Battery Company Limited and Tianjin Juli Material Technology Co., Ltd. The provision is related to discharging the obligations to remediate pollution made over certain production plant locations. At the end of the reporting period, the balance of provision has been decreased to RMB 22,632,000.
- (c) Other payables are non-interest-bearing and have no fixed terms of repayment.

### 28. 其他應付款項及應計費用 (續)

附註：

- (a) 有關合約負債的詳情如下：

	<b>31 December 2025 二零二五年 十二月三十一日 RMB'000 人民幣千元</b>	31 December 2024 二零二四年 十二月三十一日 RMB'000 人民幣千元	1 January 2024 二零二四年 一月一日 RMB'000 人民幣千元
<i>Short-term advances received from customers</i> 已收客戶短期墊款			
Sale of goods 銷售貨物	<b>275,788</b>	281,795	303,500

合約負債為就交付工業產品已收的短期墊款。計入持續經營業務及已終止經營業務的本集團合約負債增加(二零二四年：減少)主要由於就年末貨品銷售已收客戶的短期墊款增加(二零二四年：減少)所致。

- (b) 於收購被收購方天津傑士電池有限公司及天津聚力材料科技有限公司之日，確認撥備人民幣81,012,000元。該撥備與解除責任補救對若干生產廠房所在地作出的污染有關。於報告期末，撥備結餘已降至人民幣22,632,000元。
- (c) 其他應付款項不計息，且並無固定還款期。

# Notes to Financial Statements 財務報表附註

31 December 2025  
二零二五年十二月三十一日

## 29. INTEREST-BEARING BANK AND OTHER BORROWINGS 29. 計息銀行及其他借貸

		31 December 2025 二零二五年十二月三十一日			31 December 2024 二零二四年十二月三十一日		
		Effective interest rate (%) 實際利率(%)	Maturity 到期	RMB'000 人民幣千元	Effective interest rate (%) 實際利率(%)	Maturity 到期	RMB'000 人民幣千元
<b>Current</b>	<b>即期</b>						
Interest-bearing bank borrowings, secured (i)	計息銀行借貸，有抵押(i)	2.60 to 7.98 2.60至7.98	2026 二零二六年	1,232,634	3.10 to 7.98 HIBOR+2.75 3.10至7.98 HIBOR+2.75	2025 二零二五年	760,600
Collateralised bank advances, secured (i)	有抵押銀行墊款，有抵押(i)	1.97 to 2.70 1.97至2.70	2026 二零二六年	147,451	2.01 to 5.00 2.01至5.00	2025 二零二五年	533,759
Interest-bearing bank borrowings, secured (i)	計息銀行借貸，有抵押(i)	2.50 to 7.05 2.50至7.05 LPR + Applicable margin LPR+ 適用息差	2026 二零二六年	2,737,999	3.00 to 7.69 HIBOR+3 3.00至7.69 HIBOR+3	2025 二零二五年	2,446,946
Interest-bearing bank borrowings, unsecured	計息銀行借貸，無抵押	2.50 to 3.90 2.50至3.90	2026 二零二六年	142,567	-	-	-
Current portion of long term bank borrowings, secured (ii)	長期銀行借貸流動部分，有抵押(ii)	-	-	-	HIBOR+ Applicable margin HIBOR +適用息差	2025 二零二五年	264,016
Long term interest-bearing bank borrowings classified as current, secured (i) (iv)	分類為流動之長期計息銀行借貸，有抵押(i) (iv)	LPR + Applicable margin LPR+ 適用息差	2027-2028 二零二七年至 二零二八年	150,000	-	-	-
<b>Total – current</b>	<b>總計—流動</b>			<b>4,410,651</b>			<b>4,005,321</b>
<b>Non-current</b>	<b>非流動</b>						
Interest-bearing bank borrowings, secured (i)	計息銀行借貸，有抵押(i)	2.26 to 2.26	2027 – 2038 二零二七年至 二零二八年	515,026	3.30 to 8.30 3.30至8.30	2026-2038 二零二六年至 二零二八年	487,451
Interest-bearing bank borrowings, secured (i)	計息銀行借貸，有抵押(i)	2.95 to 8.25	2027 – 2028 二零二七年至 二零二八年	215,278	2.00 to 9.60 2.00至9.60	2026-2027 二零二六年至 二零二七年	280,887
Long term bank borrowings, secured (ii)	長期銀行借貸，有抵押(ii)	-	-	-	HIBOR + Applicable margin HIBOR +適用息差	2026 二零二六年	347,872
<b>Subtotal – non-current</b>	<b>小計—非流動</b>			<b>730,304</b>			<b>1,116,210</b>
Convertible bonds	可換股債券	-	-	-	18.11	2026 二零二六年	68,960
<b>Total – non-current</b>	<b>總計—非流動</b>			<b>730,304</b>			<b>1,185,170</b>
<b>Total</b>	<b>總計</b>			<b>5,140,955</b>			<b>5,190,491</b>
Denominated in RMB	以人民幣計值			4,801,487			3,988,873
Denominated in US\$	以美元計值			35,144			650,708
Denominated in HK\$	以港元計值			304,324			503,586
Denominated in S\$	以新元計值			-			9,341
Denominated in MYR	以馬來西亞令吉計值			-			37,248
Denominated in EUR	以歐元計值			-			735
				<b>5,140,955</b>			<b>5,190,491</b>

## Notes to Financial Statements 財務報表附註

31 December 2025  
二零二五年十二月三十一日

### 29. INTEREST-BEARING BANK AND OTHER BORROWINGS (continued)

### 29. 計息銀行及其他借貸 (續)

Analysed into:

分析如下：

		2025 二零二五年 RMB'000 人民幣千元	2024 二零二四年 RMB'000 人民幣千元
Bank loans and advances repayable:	須於以下期限償還的 銀行貸款及墊款：		
Within one year	一年內	4,410,651	4,005,321
In the second year	第二年	187,071	468,276
In the third to fifth years, inclusive	第三年至第五年， 包括首尾兩年	66,183	663,333
Beyond five years	五年後	477,050	53,561
<b>Total</b>	<b>總計</b>	<b>5,140,955</b>	<b>5,190,491</b>

The Group's bank borrowings are secured by the following pledge or guarantees:

本集團的銀行借貸以下述質押或擔保作抵押：

- |  |   |
|--|---|
| <p>(i) Pledge of the Group's assets with a total value of RMB1,359,566,000 (2024: RMB1,617,773,000) for the bank borrowings as disclosed in note 36.</p>   | <p>(i) 誠如附註36所披露，就銀行借貸以本集團總價值人民幣1,359,566,000元（二零二四年：人民幣1,617,773,000元）的資產作出的質押。</p>  |
| <p>(ii) The Company and its principal subsidiaries have guaranteed certain of bank borrowings.</p>   | <p>(ii) 本公司及其主要附屬公司已為若干銀行借貸提供擔保。</p>  |
| <p>(iii) The Group had a term loan facility of US\$70,375,000 and HKD231,075,000, respectively under a facility agreement dated 24 April 2023. As of 31 December 2024, the outstanding balance amounted to US\$59,819,000 and HKD196,414,000, respectively (total equivalent to RMB611,888,000) under this facility were fully repaid in the first half of 2025.</p> | <p>(iii) 本集團根據日期為二零二三年四月二十四日的融資協議，分別擁有70,375,000美元及231,075,000港元的定期貸款融資。截至二零二四年十二月三十一日，該融資項下尚未償還結餘59,819,000美元及196,414,000港元（合共相當於人民幣611,888,000元），分別於二零二五年上半年悉數償還。</p> |

## 29. INTEREST-BEARING BANK AND OTHER BORROWINGS (continued)

- (iv) On 27 May 2025, a syndicated loan agreement (the “**New Facility Agreement**”) comprising an A-term revolving facility and a B-term loan facility with an aggregate amount of RMB600,000,000 was signed by certain of the Group’s wholly-owned subsidiaries, with a syndicate of lenders.

Loans with an amount of RMB150,000,000 was drawn under B-term loan facility. Per the agreement, Dr. Dong Li, the Group’s controlling shareholder must continue to exercise effective control and retain direct or indirect ownership of at least 51% of the Company. Because of the net losses position of the Group for the year ended 31 December 2025, which being the breach of the loan covenants under the New Facility Agreement, such amount became repayable on demand, accordingly, it was classified as current bank borrowings.

## 29. 計息銀行及其他借貸 (續)

- (iv) 於二零二五年五月二十七日，本集團若干全資附屬公司與一群銀團貸款人訂立銀團貸款協議（「**新融資協議**」），該協議包括一筆A期循環融資及一筆B期貸款融資，總金額為人民幣600,000,000元。

B期貸款融資項下金額為人民幣150,000,000元之貸款已提取。根據協議，本集團控股股東董李博士須繼續行使有效控制權，並直接或間接持有本公司至少51%的所有權。由於本集團截至二零二五年十二月三十一日止年度處於淨虧損狀況，構成違反新融資協議項下之貸款契諾，故該筆款項須按要求償還，因此，其已分類為流動銀行借貸。

## Notes to Financial Statements 財務報表附註

31 December 2025  
二零二五年十二月三十一日

### 30. CONVERTIBLE BONDS

On 9 January 2023, the Company issued unlisted convertible notes (the “**Convertible Notes**”) in principal amount of HK\$91,800,000, carrying interest at the rate of 5.5% per annum, payable semi-annually in arrears. The offering price was at 100% of the principal amount of the Convertible Notes. The Company converted HK\$39,000,000 of the convertible bonds into share capital and redeemed the remaining HK\$52,800,000 in 2025, no convertible bonds outstanding as of December 31, 2025.

The convertible bonds issued in 2023 have been split into the liability and equity components as follows:

### 30. 可換股債券

於二零二三年一月九日，本公司發行本金額為91,800,000港元按年利率5.5%計息，應於每半年支付的非上市可換股票據（「**可換股票據**」）。發售價為可換股票據本金額的100%。於二零二五年，本公司將可換股債券中39,000,000港元轉換為股本，並贖回餘下52,800,000港元。於二零二五年十二月三十一日，概無尚未償還之可換股債券。

二零二三年發行的可換股債券已分拆為負債部分及權益部分如下：

		RMB'000 人民幣千元
Nominal value of convertible bonds issued in 2023	於二零二三年發行的 可換股債券面值	80,262
Equity component	權益部分	(26,623)
Liability component at the issuance date	於發行日期的負債部分	61,132
Interest expense	利息開支	11,565
Interest paid	已付利息	(4,649)
Exchange realignment	匯兌調整	912
Liability component at 31 December 2024	於二零二四年十二月三十一日 的負債部分	68,960
Interest expense	利息開支	10,032
Interest paid	已付利息	(2,043)
Convert into ordinary shares	轉換為普通股	(28,370)
Early redemption	提早終止	(47,937)
Exchange realignment	匯兌調整	(642)
Liability component at 31 December 2025	於二零二五年十二月三十一日 的負債部分	-

## 31. DEFERRED TAX

The movements in deferred tax assets and liabilities during the year are as follows:

## Deferred tax assets

		Provision for impairment of trade receivables	Depreciation and impairment of property, plant and equipment	Tax losses	Change in fair value of debt investments at fair value through other comprehensive income	Unpaid payroll and accruals	Provision for impairment of inventories	Unrealised profit	Deferred government grants	Change in fair value of financial liabilities at fair value through profit or loss	Lease liabilities	Total
		貿易應收 款項減值撥備 RMB'000 人民幣千元	物業、廠房 及設備折舊 及減值 RMB'000 人民幣千元	稅項虧損 RMB'000 人民幣千元	公允價值 變動計入 其他全面 收益的 RMB'000 人民幣千元	未付工資 及應計費用 RMB'000 人民幣千元	存貨 減值撥備 RMB'000 人民幣千元	未變現溢利 RMB'000 人民幣千元	遞延政府補貼 RMB'000 人民幣千元	公允價值 變動計入 損益的金融 負債的公允 價值變動 RMB'000 人民幣千元	租賃負債 RMB'000 人民幣千元	總計 RMB'000 人民幣千元
At 1 January 2024	於二零二四年一月一日	12,926	687	12,133	336	12,785	8,178	11,833	9,610	(108)	9,418	77,798
Deferred tax credited/(charged) to the statement of profit or loss during the year	年內計入/(扣除自)損益表的遞延稅項	10,474	(326)	(778)	-	(967)	7,524	2,989	2,871	108	7,194	29,089
Deferred tax charged to other comprehensive income during the year	年內扣除自其他全面收益的遞延稅項	-	-	-	(115)	-	-	-	-	-	-	(115)
Gross deferred tax assets at 31 December 2024	二零二四年十二月三十一日的 遞延稅項資產總值	23,400	361	11,355	221	11,818	15,702	14,822	12,481	-	16,612	106,772
Deferred tax credited/(charged) to the statement of profit or loss during the year	年內計入/(扣除自)損益表的 遞延稅項	(4,926)	(321)	(3,225)	-	4,585	(6,146)	9,226	(215)	1,118	22,469	22,575
Deferred tax charged to other comprehensive income during the year	年內扣除自其他全面收益的 遞延稅項	-	-	-	58	-	-	-	-	-	-	58
Exchange realignment	匯兌調整	-	-	631	-	-	-	-	-	-	-	631
Gross deferred tax assets at 31 December 2025	二零二五年十二月三十一日的 遞延稅項資產總值	18,474	40	8,761	279	16,413	9,556	24,048	12,266	1,118	39,081	130,036

## 31. 遞延稅項

年內遞延稅項資產及負債的變動情況如下：

## 遞延稅項資產

# Notes to Financial Statements 財務報表附註

31 December 2025  
二零二五年十二月三十一日

## 31. DEFERRED TAX (continued)

## 31. 遞延稅項 (續)

### Deferred tax liabilities

### 遞延稅項負債

		Change in fair value of equity investments designated at fair value through other comprehensive income 指定按公允價值變動計入其他全面收益的權益性投資的公允價值變動 RMB'000 人民幣千元	Fair value adjustments arising from acquisition of subsidiaries 收購附屬公司產生之公允價值調整 RMB'000 人民幣千元	Fair value adjustments arising from investment properties 投資物業產生的公允價值調整 RMB'000 人民幣千元	Change in fair value of financial assets at fair value through profit or loss 公允價值變動計入損益的金融資產的公允價值變動 RMB'000 人民幣千元	Right-of-use assets 使用權資產 RMB'000 人民幣千元	Others 其他 RMB'000 人民幣千元	Total 總計 RMB'000 人民幣千元
At 1 January 2024	於二零二四年一月一日	(400)	52,800	-	33,547	8,830	13,792	108,569
Deferred tax charged/(credited) to the statement of profit or loss during the year (restated)	年內扣除自/(計入) 損益表的遞延稅項 (經重列)	-	(3,505)	12,411	(15,617)	6,701	4,398	4,388
Deferred tax credited to other comprehensive income during the year	年內計入其他全面收益的遞延稅項	(2)	-	-	-	-	-	(2)
Acquisition of subsidiaries	收購附屬公司	-	(767)	-	-	-	-	(767)
Exchange realignment	匯兌調整	-	305	-	-	-	-	305
Gross deferred tax liabilities at 31 December 2024 (restated)	二零二四年十二月三十一日的遞延稅項負債總額 (經重列)	(402)	48,833	12,411	17,930	15,531	18,190	112,493
At 31 December 2024 and At 1 January 2025 (restated)	於二零二四年十二月三十一日及二零二五年一月一日 (經重列)	(402)	48,833	12,411	17,930	15,531	18,190	112,493
Deferred tax charged/(credited) to the statement of profit or loss during the year	年內扣除自/(計入) 損益表的遞延稅項	-	(4,075)	10,273	(1,566)	21,773	7,296	33,701
Deferred tax credited to other comprehensive income during the year	年內計入其他全面收益的遞延稅項	380	-	-	-	-	-	380
Exchange realignment	匯兌調整	-	93	-	-	-	(6)	87
Gross deferred tax liabilities at 31 December 2025	二零二五年十二月三十一日的遞延稅項負債總額	(22)	44,851	22,684	16,364	37,304	25,480	146,661

## 31. DEFERRED TAX (continued)

## Deferred tax liabilities (continued)

For presentation purposes, certain deferred tax assets and liabilities have been offset in the statement of financial position. The following is an analysis of the deferred tax balances of the Group for financial reporting purposes:

## 31. 遞延稅項 (續)

## 遞延稅項負債 (續)

就呈列而言，若干遞延稅項資產及負債已於財務狀況表抵銷。以下為本集團就財務報告目的之遞延稅項結餘分析：

		2025 二零二五年 RMB'000 人民幣千元	2024 二零二四年 RMB'000 人民幣千元 (Restated) (經重列)
Net deferred tax assets recognised in the consolidated statement of financial position	於綜合財務狀況表確認之遞延稅項資產淨值	92,732	91,241
Net deferred tax assets included in the disposal group (note 12)	計入出售組別的遞延稅項資產淨值 (附註12)	(27,039)	-
Net deferred tax assets in respect of continuing operations	有關持續經營業務的遞延稅項資產淨值	65,693	91,241
Net deferred tax liabilities recognised in the consolidated statement of financial position (Restated)	於綜合財務狀況表確認之遞延稅項負債淨額 (經重列)	(109,357)	(96,962)
Net deferred tax liabilities included in the disposal group (note 12)	計入出售組別的遞延稅項負債淨額 (附註12)	11,542	-
Net deferred tax assets in respect of continuing operations	有關持續經營業務的遞延稅項資產淨值	(97,815)	(96,962)
Net deferred tax assets and deferred tax liabilities in respect of continuing operations	有關持續經營業務的遞延稅項資產及遞延稅項負債淨額	(32,122)	(5,721)

### 31. DEFERRED TAX (continued)

#### Deferred tax liabilities (continued)

The Group has tax losses arising in Chinese mainland of RMB1,470,800,000 (2024: RMB854,748,000) that will expire in five years for offsetting against future taxable profits. Deferred tax assets have not been recognised in respect of these losses as they have arisen in subsidiaries that have been loss-making for some time and it is not considered probable that taxable profits will be available against which the tax losses can be utilised.

The Group is liable for withholding taxes on dividends distributed by those subsidiaries established in Chinese mainland in respect of earnings generated from 1 January 2008. The applicable rate is 5% or 10% for the Group.

At 31 December 2025, no deferred tax has been recognised for withholding taxes that would be payable on the unremitted earnings that are subject to withholding taxes of the Group's subsidiaries established in Chinese mainland. In the opinion of the Directors, it is not probable that these subsidiaries will distribute such earnings in the foreseeable future. As at 31 December 2024, the aggregate amount of temporary differences associated with investments in subsidiaries in Chinese mainland for which deferred tax liabilities have not been recognised totalled approximately RMB853,431,000 (2024: RMB1,119,144,000).

### 31. 遞延稅項 (續)

#### 遞延稅項負債 (續)

本集團於中國內地產生稅項虧損人民幣1,470,800,000元(二零二四年：人民幣854,748,000元)，該款項可五年內用於抵銷未來應課稅溢利。由於該等虧損乃由已虧損一段時日的附屬公司所產生，故並無就此確認遞延稅項資產，及被認為不太可能有應課稅溢利可經動用稅項虧損抵減。

本集團須對於中國內地成立的附屬公司就自二零零八年一月一日起產生的收益分派的股息繳納預扣稅。本集團適用的稅率為5%或10%。

於二零二五年十二月三十一日，並無就本集團在中國內地成立的附屬公司的未匯出盈利(須繳納預扣稅)應付的預扣稅確認遞延稅項。董事認為，該等附屬公司在可見將來不太可能分配盈利。於二零二四年十二月三十一日，與於中國內地附屬公司的投資有關而並無就此確認遞延稅項負債的暫時性差額總額合共約為人民幣853,431,000元(二零二四年：人民幣1,119,144,000元)。

# Notes to Financial Statements 財務報表附註

31 December 2025  
二零二五年十二月三十一日

## 32. SHARE CAPITAL

## 32. 股本

### Shares

### 股份

		2025 二零二五年	2024 二零二四年
Authorised:	法定：		
10,000,000,000 (31 December 2024: 10,000,000,000) ordinary shares of HK\$0.1 each (HK\$'000)	10,000,000,000股 (二零二四年 十二月三十一日： 10,000,000,000股) 每股 面值0.1港元的普通股 (千港元)	<b>1,000,000</b>	1,000,000
Issued and fully paid:	已發行及繳足：		
1,437,970,357 (2024: 1,382,418,166) ordinary shares of HK\$0.1 each (HK\$'000)	1,437,970,357股 (二零二四年： 1,382,418,166股) 每股 面值0.1港元的普通股 (千港元)	<b>143,797</b>	138,241
Equivalent to RMB'000	相當於人民幣千元	<b>123,571</b>	118,469

A summary of movements in the Company's share capital is as follows:

本公司股本變動概述如下：

		Number of shares in issue 已發行 股份數目	Share capital 股本 RMB'000 人民幣千元
	Note 附註		
At 1 January 2024	於二零二四年一月一日	1,365,990,666	116,971
Exercise of share options	行使購股權	16,427,500	1,498
At 31 December 2024 and 1 January 2025	於二零二四年十二月三十一日 及二零二五年一月一日	1,382,418,166	118,469
Exercise of share options	行使購股權 (i)	30,062,000	2,761
Exercise of convertible bonds	行使可換股債券 (ii)	25,490,191	2,341
At 31 December 2025	於二零二四年十二月三十一日	1,437,970,357	123,571

## Notes to Financial Statements 財務報表附註

31 December 2025  
二零二五年十二月三十一日

### 32. SHARE CAPITAL (continued)

#### Shares (continued)

- (i) The subscription rights attaching to 30,062,000 share options were exercised at subscription prices ranging from HK\$0.52 per share to HK\$1.76 per share, resulting in the issue of 30,062,000 shares of HK\$0.10 each for a total cash consideration, before expenses, of RMB25,527,000. An amount of RMB 10,982,000 was transferred from the share option reserve to the share premium account upon the exercise of the share options.
- (ii) Convertible bonds with a principal amount of HK\$39,000,000 were converted into 25,490,191 new ordinary shares of the Company at a conversion price of HK\$1.53 per share.

Details of the Company's share option schemes and the share options issued under the schemes are included in note 33 to the financial statements.

### 32. 股本 (續)

#### 股份 (續)

- (i) 30,062,000份購股權隨附的認購權已按介乎每股0.52港元至每股1.76港元的認購價行使，導致發行30,062,000股每股面值0.10港元的股份，未扣除開支的總現金代價為人民幣25,527,000元。購股權獲行使後，人民幣10,982,000元即自購股權儲備轉撥至股份溢價賬內。
- (ii) 本金額39,000,000港元的可換股債券已按換股價每股1.53港元轉換為本公司25,490,191股新普通股。

有關本公司的購股權計劃及按計劃發行的購股權詳情，載於財務報表附註33。

### 33. SHARE OPTION SCHEMES

#### Share Option Schemes

The Company adopted a share option scheme (the “**2010 Share Option Scheme**”) which was approved and adopted by the written resolutions of all the shareholders of the Company passed on 14 October 2010 (as amended at the annual general meeting of the Company held on 18 May 2018) for the purpose of providing incentives or rewards to eligible persons for their contribution to, and continuing efforts to promote the interests of, the Group and for such other purposes as the board of Directors may approve from time to time. Eligible persons of the 2010 Share Option Scheme include any director or employee (whether full time or part time), consultant or advisor of the Group who, in the sole discretion of the board of Directors, has contributed to or will contribute to the Group. The 2010 Share Option Scheme expired on 13 October 2020.

### 33. 購股權計劃

#### 購股權計劃

本公司實行一項購股權計劃（「**二零一零年購股權計劃**」），經本公司全體股東於二零一零年十月十四日通過的書面決議案（於本公司於二零一八年五月十八日舉行的股東週年大會上修訂）批准及採納，旨在為合資格人士提供激勵或回報，以獎勵彼等為促進本集團的利益作出貢獻和持續效力，以及用於董事會不時批准的其他用途。二零一零年購股權計劃的合資格人士包括董事會全權認為已對或將對本集團作出貢獻的本集團任何董事或僱員（不論全職或兼職）、顧問或諮詢人。二零一零年購股權計劃於二零二零年十月十三日屆滿。

### 33. SHARE OPTION SCHEMES (continued)

#### Share Option Schemes (continued)

The Company adopted a new share option scheme (the “**New Share Option Scheme**”) which was approved and adopted by the written resolutions of all the shareholders of the Company passed on 30 October 2020 for the purpose of providing incentives or rewards to eligible persons for their contribution to or potential contribution to the Group and to enable the Group to recruit and retain high-calibre employees and attract human resources that are valuable to the Group, and for such other purposes as the board of Directors may approve from time to time. Eligible persons of the New Share Option Scheme include any executive or non-executive director including any independent non-executive director or any employee (whether full-time or part-time) of any member of the Group, any trustee of a trust (whether family, discretionary or otherwise) whose beneficiaries or objects include any employee or business associate of the Group, any adviser or consultant (in the areas of legal, technical, financial or corporate management) to the Group, any provider of goods and/or services to the Group who the Board considers, in its sole discretion, has contributed to the Group. The New Share Option Scheme will expire on 29 October 2030.

All schemes of the Company are available to the Directors and employees (whether full time or part time) of any member of the Group.

### 33. 購股權計劃 (續)

#### 購股權計劃 (續)

本公司採納一項新購股權計劃(「**新購股權計劃**」)，經本公司全體股東於二零二零年十月三十日通過的書面決議案批准及採納，旨在向為合資格人士提供激勵或回報，以獎勵彼等曾經或可能對本集團作出貢獻，並讓本集團得以招聘和挽留優質的僱員，以及吸納對本集團而言有價值的人力資源，以及用於董事會不時批准的其他用途。新購股權計劃的合資格人士包括本集團任何成員公司的任何執行或非執行董事，包括任何獨立非執行董事或任何僱員(不論全職或兼職)；受益人或對象包括本集團任何僱員或業務聯繫人士之任何信託(不論為家族、全權或其他形式)受託人；本集團任何法律、技術、財務或企業管理顧問或諮詢人；本集團任何貨品及／或服務供應商且董事會全權酌情認為其對本集團有所貢獻。新購股權計劃將於二零三零年十月二十九日到期。

本公司的所有計劃乃提供予本集團任何成員公司的董事及僱員(不論全職或兼職)。

### 33. SHARE OPTION SCHEMES (continued)

#### Share Option Schemes (continued)

Share options granted to a director, chief executive or substantial shareholder of the Company, or to any of their associates, are subject to approval in advance by the independent non-executive directors. In addition, any share options granted to a substantial shareholder or an independent non-executive director of the Company, or to any of their associates, in excess of 0.1% of the shares of the Company in issue at any time or with an aggregate value (based on the price of the Company's shares at the date of grant) in excess of HK\$5 million, within any 12-month period, are subject to shareholders' approval in advance in a general meeting and certain disclosure and reporting requirements.

The maximum number of unexercised share options currently permitted to be granted under all schemes of the Company must not, in aggregate, exceed 30% of the total number of shares of the Company in issue at any time. The maximum number of shares issuable under share options to each eligible participant in all schemes of the Company within any 12-month period is limited to 1% of the shares of the Company in issue at any time. Any further grant of share options in excess of this limit is subject to shareholders' approval in a general meeting and certain disclosure and reporting requirements.

### 33. 購股權計劃 (續)

#### 購股權計劃 (續)

授予本公司董事、主要行政人員或主要股東或彼等的任何聯繫人士的購股權，須事先取得獨立非執行董事的批准。此外，在任何十二個月期間授予本公司的主要股東或獨立非執行董事，或彼等的任何聯繫人士的任何購股權，倘超逾本公司於任何時間的發行股份的0.1%或總值逾5百萬港元（根據於授出日期本公司的股價而釐定）者，則須先獲股東於股東大會上批准，並須遵守若干披露及申報規定。

按本公司的所有計劃目前可授予之尚未行使購股權之最高數目，不得超過本公司於任何時間已發行股份總數之30%。於任何十二個月期間，根據本公司的所有計劃授予每位合資格參與者之購股權可發行股份之最高數目在任何時候均限於本公司已發行股份之1%。超越此限制之任何進一步授出之購股權須先獲股東於股東大會上批准，並遵守若干披露及申報規定。

### 33. SHARE OPTION SCHEMES (continued)

#### Share Option Schemes (continued)

The subscription price of share options is determinable by the Directors, but may not be less than the highest of (i) the Stock Exchange closing price of the Company's shares on the date of offer of the share options; (ii) the average Stock Exchange closing price of the Company's shares for the five trading days immediately preceding the date of offer; and (iii) the nominal value of the shares of the Company. A consideration of RMB1.00 is payable on acceptance of the offer of an option or options.

After 13 October 2020, no further options will be granted under the 2010 Share Option Scheme. However, the provisions of the 2010 Share Option Scheme shall remain in full force to the extent necessary to give effect to the exercise of any options, which were granted during the life of the 2010 Share Option Scheme, and may continue to be exercisable in accordance with their terms of issue.

The New Share Option Scheme became effective on 30 October 2020, unless otherwise cancelled or amended, will remain in force for 10 years from the date of adoption of the New Share Option Scheme by shareholders by resolution at a general meeting. The maximum number of share options available for grant under the New Share Option Scheme at 1 January 2025 and at 31 December 2025 were 77,814,466.

Share options do not confer rights on the holders to dividends or to vote at shareholders' meetings.

### 33. 購股權計劃 (續)

#### 購股權計劃 (續)

購股權之認購價由董事會決定，但不得低於(i)於授出購股權之日本公司股份在聯交所之收市價；(ii)緊接授出日期前五個交易日日本公司股份在聯交所之平均收市價；及(iii)本公司股份之面值(以最高者為準)。接受購股權要約或購股權時應支付人民幣1.00元的代價。

於二零二零年十月十三日後，不會再根據二零一零年購股權計劃授出購股權。然而，二零一零年購股權計劃的條文依然具十足效力，以致於二零一零年購股權計劃有效年內授出的任何購股權仍可行使，並可繼續根據其發行條款予以行使。

新購股權計劃於二零二零年十月三十日生效，除另行註銷或修訂外，將自股東於股東大會通過決議案採納新購股權計劃日期起十年內持續有效。於二零二五年一月一日及於二零二五年十二月三十一日，根據新購股權計劃可供授出的購股權數目為77,814,466份。

購股權並無賦予持有人任何權利，以享有股息或於股東大會上投票。

**33. SHARE OPTION SCHEMES**  
*(continued)***Share Option Schemes (continued)**

The following share options were outstanding under 2010 Share Option Scheme of the Company during the year:

**33. 購股權計劃 (續)****購股權計劃 (續)**

以下為年內本公司二零一零年購股權計劃項下的尚未行使購股權：

		2025 二零二五年		2024 二零二四年	
		Weighted average exercise price 加權 平均行使價 HK\$ per share 每股 港元	Number of options 購股權數目 '000 千股	Weighted average exercise price 加權 平均行使價 HK\$ per share 每股 港元	Number of options 購股權數目 '000 千股
At 1 January	於一月一日	1.27	15,237	1.24	21,475
Exercised during the year	年內行使	1.26	(12,750)	1.10	(4,948)
Forfeited during the year	年內沒收	-	-	1.42	(1,290)
At 31 December	於十二月三十一日	1.33	2,487	1.27	15,237

## Notes to Financial Statements 財務報表附註

31 December 2025  
二零二五年十二月三十一日

### 33. SHARE OPTION SCHEMES (continued)

#### Share Option Schemes (continued)

The following share options were outstanding under the New Share Option Scheme of the Company during the year:

### 33. 購股權計劃 (續)

#### 購股權計劃 (續)

以下為年內本公司新購股權計劃項下的尚未行使購股權：

		2025 二零二五年		2024 二零二四年	
		Weighted average exercise price 加權 平均行使價 HK\$ per share 每股 港元	Number of options 購股權數目 '000 千股	Weighted average exercise price 加權 平均行使價 HK\$ per share 每股 港元	Number of options 購股權數目 '000 千股
At 1 January	於一月一日	0.64	33,232	0.65	48,418
Exercised during the year	年內行使	0.68	(17,312)	0.67	(11,480)
Forfeited during the year	年內沒收	0.57	(2,349)	0.60	(3,706)
At 31 December	於十二月三十一日	0.61	13,571	0.64	33,232

33. SHARE OPTION SCHEMES  
(continued)

## Share Option Schemes (continued)

Movements in the Company's share options under all schemes of the Company during the year are as follows:

Name or category of participant 參與者姓名或類別	Number of share options 購股權數目			Date of grant of share options 購股權 授出日期	Exercise period of share options 購股權行使期	Exercise price of share options 購股權行使價 HK\$ per share 每股港元	Vesting period 歸屬期	Closing price of the shares of the Company immediately before the date on which options were granted 緊接購股權授出日期前 本公司股份之收市價
	At 1 January 2025 於 二零二五年 一月一日	Exercised during the year* 年內行使*	At 31 December 2025 於 二零二五年 十二月 三十一日					
Directors Mr. Cao Yixiong Alan 董事 曹亦雄先生	300,000	(300,000)	-	22 November 2016 二零一六年 十一月 二十二日	1 December 2017 to 21 November 2026 二零一七年 十二月一日至 二零二六年 十一月 二十一日	1.020	(i) One-third of the total number of the share options granted are exercisable at any time on or after 1 December 2017; (ii) 獲授購股權總數之三分之一可於二零一七年十二月一日或之後任何時間內行使； (iii) One-third of the total number of the share options granted are exercisable at any time on or after 1 December 2018; and (iv) 獲授購股權總數之三分之一可於二零一八年十二月一日或之後任何時間內行使；及 (v) The remaining one-third of the total number of the share options granted are exercisable at any time on or after 1 December 2019. (vi) 獲授購股權總數之餘下三分之一可於二零一九年十二月一日或之後任何時間內行使。	1.020
	200,000	(200,000)	-	19 July 2019 二零一九年 七月十九日	1 August 2020 to 18 July 2029 二零二零年 八月一日至 二零二九年 七月十八日	1.280	(i) One-third of the total number of the share options granted are exercisable at any time on or after 1 August 2020; (ii) 獲授購股權總數之三分之一可於二零二零年八月一日或之後任何時間內行使； (iii) One-third of the total number of the share options granted are exercisable at any time on or after 1 August 2021; and (iv) 獲授購股權總數之三分之一可於二零二一年八月一日或之後任何時間內行使；及 (v) The remaining one-third of the total number of the share options granted are exercisable at any time on or after 1 August 2022. (vi) 獲授購股權總數之餘下三分之一可於二零二二年八月一日或之後任何時間內行使。	0.610
	300,000	(300,000)	-	3 April 2020 二零二零年 四月三日	16 April 2021 to 2 April 2030 二零二一年 四月十六日至 二零二零年 四月二日	0.600	(i) One-third of the total number of the share options granted are exercisable at any time on or after 16 April 2021; (ii) 獲授購股權總數之三分之一可於二零二一年四月十六日或之後任何時間內行使； (iii) One-third of the total number of the share options granted are exercisable at any time on or after 16 April 2022; and (iv) 獲授購股權總數之三分之一可於二零二二年四月十六日或之後任何時間內行使；及 (v) The remaining one-third of the total number of the share options granted are exercisable at any time on or after 16 April 2023. (vi) 獲授購股權總數之餘下三分之一可於二零二三年四月十六日或之後任何時間內行使。	0.480
	300,000	(225,000)	75,000	24 October 2022 二零二二年 十月二十四日	1 November 2023 to 23 October 2032 二零二三年 十一月一日至 二零二二年 十月二十三日	0.520	(i) One-fourth of the total number of the share options granted are exercisable at any time on or after 1 November 2023; (ii) 獲授購股權總數之四分之一可於二零二三年十一月一日或之後任何時間內行使； (iii) One-fourth of the total number of the share options granted are exercisable at any time on or after 1 November 2024; (iv) 獲授購股權總數之四分之一可於二零二四年十一月一日或之後任何時間內行使； (v) One-fourth of the total number of the share options granted are exercisable at any time on or after 1 November 2025; and (vi) 獲授購股權總數之四分之一可於二零二五年十一月一日或之後任何時間內行使；及 (vii) The remaining one-fourth of the total number of the share options granted are exercisable at any time on or after 1 November 2026. (viii) 獲授購股權總數之餘下四分之一可於二零二六年十一月一日或之後任何時間內行使。	0.530

## 33. 購股權計劃 (續)

## 購股權計劃 (續)

年內本公司所有計劃項下本公司購股權之變動如下：

# Notes to Financial Statements 財務報表附註

31 December 2025  
二零二五年十二月三十一日

## 33. SHARE OPTION SCHEMES (continued)

## 33. 購股權計劃 (續)

### Share Option Schemes (continued)

### 購股權計劃 (續)

Name or category of participant 參與者姓名或類別	Number of share options 購股權數目			Date of grant of share options 購股權 授出日期	Exercise period of share options 購股權行使期	Exercise price of share options 購股權行使價 HK\$ per share 每股港元	Vesting period 歸屬期	Closing price of the shares of the Company immediately before the date on which options were granted 緊接購股權授出日期前 本公司股份之收市價	
	At 1 January 2025 於 二零二五年 一月一日	Exercised during the year* 年內行使*	At 31 December 2025 於 二零二五年 十二月 三十一日						
<b>Directors</b> Mr. Lau Chi Kit	<b>董事</b> 劉智傑先生								
		300,000	(300,000)	-	22 November 2016 二零一六年 十一月 二十二日	1 December 2017 to 21 November 2026 二零一七年 十二月一 日至 二零二六 年 十一月 二十一日	1.020	(i) One-third of the total number of the share options granted are exercisable at any time on or after 1 December 2017; (ii) 獲授購股權總數之三分之一可於二零一七年十二月一日或之後任何時間內行使； (iii) One-third of the total number of the share options granted are exercisable at any time on or after 1 December 2018; and (iv) 獲授購股權總數之三分之一可於二零一八年十二月一日或之後任何時間內行使；及 (v) The remaining one-third of the total number of the share options granted are exercisable at any time on or after 1 December 2019. (vi) 獲授購股權總數之餘下三分之一可於二零一九年十二月一日或之後任何時間內行使。	1.020
		200,000	(200,000)	-	19 July 2019 二零一九年 七月十九日	1 August 2020 to 18 July 2029 二零二零年 八月一日 至 二零二九 年 七月十八 日	1.280	(i) One-third of the total number of the share options granted are exercisable at any time on or after 1 August 2020; (ii) 獲授購股權總數之三分之一可於二零二零年八月一日或之後任何時間內行使； (iii) One-third of the total number of the share options granted are exercisable at any time on or after 1 August 2021; and (iv) 獲授購股權總數之三分之一可於二零二一年八月一日或之後任何時間內行使；及 (v) The remaining one-third of the total number of the share options granted are exercisable at any time on or after 1 August 2022. (vi) 獲授購股權總數之餘下三分之一可於二零二二年八月一日或之後任何時間內行使。	0.610
		300,000	(300,000)	-	3 April 2020 二零二零年 四月三日	16 April 2021 to 2 April 2030 二零二一年 四月十六 日至 二零三零 年 四月二日	0.600	(i) One-third of the total number of the share options granted are exercisable at any time on or after 16 April 2021; (ii) 獲授購股權總數之三分之一可於二零二一年四月十六日或之後任何時間內行使； (iii) One-third of the total number of the share options granted are exercisable at any time on or after 16 April 2022; and (iv) 獲授購股權總數之三分之一可於二零二二年四月十六日或之後任何時間內行使；及 (v) The remaining one-third of the total number of the share options granted are exercisable at any time on or after 16 April 2023. (vi) 獲授購股權總數之餘下三分之一可於二零二三年四月十六日或之後任何時間內行使。	0.480
		300,000	(225,000)	75,000	24 October 2022 二零二二年 十月二十四 日	1 November 2023 to 23 October 2032 二零二三年 十一月一 日至 二零三二 年 十月二十 三日	0.520	(i) One-fourth of the total number of the share options granted are exercisable at any time on or after 1 November 2023; (ii) 獲授購股權總數之四分之一可於二零二三年十一月一日或之後任何時間內行使； (iii) One-fourth of the total number of the share options granted are exercisable at any time on or after 1 November 2024; (iv) 獲授購股權總數之四分之一可於二零二四年十一月一日或之後任何時間內行使； (v) One-fourth of the total number of the share options granted are exercisable at any time on or after 1 November 2025; and (vi) 獲授購股權總數之四分之一可於二零二五年十一月一日或之後任何時間內行使；及 (vii) The remaining one-fourth of the total number of the share options granted are exercisable at any time on or after 1 November 2026. (viii) 獲授購股權總數之餘下四分之一可於二零二六年十一月一日或之後任何時間內行使。	0.530

33. SHARE OPTION SCHEMES  
(continued)

## 33. 購股權計劃 (續)

## Share Option Schemes (continued)

## 購股權計劃 (續)

Name or category of participant 參與者姓名或類別	Number of share options 購股權數目			Date of grant of share options 購股權 授出日期	Exercise period of share options 購股權行使期	Exercise price of share options 購股權行使價 HK\$ per share 每股港元	Vesting period 歸屬期	Closing price of the shares of the Company immediately before the date on which options were granted 緊接購股權授出日期前 本公司股份之收市價
	At 1 January 2025 於 二零二五年 一月一日	Exercised during the year* 年內行使*	At 31 December 2025 於 二零二五年 十二月 三十一日					
<b>Directors</b> Mr. Lu Zhiqiang 董事 盧志強先生	225,000	(75,000)	150,000	24 October 2022 二零二二年 十月二十四日	1 November 2023 to 23 October 2032 二零二三年 十一月一日至 二零二二年 十月二十三日	0.520	(i) One-fourth of the total number of the share options granted are exercisable at any time on or after 1 November 2023; (ii) 獲授購股權總數之四分之一可於二零二三年十一月一日或之後任何時間內行使； (iii) One-fourth of the total number of the share options granted are exercisable at any time on or after 1 November 2024; (iv) 獲授購股權總數之四分之一可於二零二四年十一月一日或之後任何時間內行使； (v) One-fourth of the total number of the share options granted are exercisable at any time on or after 1 November 2025; and (vi) 獲授購股權總數之四分之一可於二零二五年十一月一日或之後任何時間內行使；及 (vii) The remaining one-fourth of the total number of the share options granted are exercisable at any time on or after 1 November 2026. (viii) 獲授購股權總數之餘下四分之一可於二零二六年十一月一日或之後任何時間內行使。	0.530
Ms. Hong Yu 洪渝女士	400,000	(200,000)	200,000	13 January 2021 二零二一年 一月十三日	16 January 2022 to 12 January 2031 二零二二年 一月十六日至 二零二一年 一月十二日	0.560	(i) One-fifth of the total number of the share options granted are exercisable at any time on or after 16 January 2022; (ii) 獲授購股權總數之五分之一可於二零二二年一月十六日或之後任何時間內行使； (iii) One-fifth of the total number of the share options granted are exercisable at any time on or after 16 January 2023; (iv) 獲授購股權總數之五分之一可於二零二三年一月十六日或之後任何時間內行使； (v) One-fifth of the total number of the share options granted are exercisable at any time on or after 16 January 2024; (vi) 獲授購股權總數之五分之一可於二零二四年一月十六日或之後任何時間內行使； (vii) One-fifth of the total number of the share options granted are exercisable at any time on or after 16 January 2025; and (viii) 獲授購股權總數之五分之一可於二零二五年一月十六日或之後任何時間內行使；及 (ix) The remaining one-fifth of the total number of the share options granted are exercisable at any time on or after 16 January 2026. (x) 獲授購股權總數之餘下五分之一可於二零二六年一月十六日或之後任何時間內行使。	0.560
	600,000	(400,000)	200,000	30 September 2022 二零二二年 九月三十日	1 October 2023 to 30 September 2032 二零二三年 十月一日至 二零二二年 九月三十日	0.572	(i) One-fourth of the total number of the share options granted are exercisable at any time on or after 1 October 2023; (ii) 獲授購股權總數之四分之一可於二零二三年十月一日或之後任何時間內行使； (iii) One-fourth of the total number of the share options granted are exercisable at any time on or after 1 October 2024; (iv) 獲授購股權總數之四分之一可於二零二四年十月一日或之後任何時間內行使； (v) One-fourth of the total number of the share options granted are exercisable at any time on or after 1 October 2025; and (vi) 獲授購股權總數之四分之一可於二零二五年十月一日或之後任何時間內行使；及 (vii) The remaining one-fourth of the total number of the share options granted are exercisable at any time on or after 1 October 2026. (viii) 獲授購股權總數之餘下四分之一可於二零二六年十月一日或之後任何時間內行使。	0.540
	3,425,000	(2,725,000)	700,000					

# Notes to Financial Statements 財務報表附註

31 December 2025  
二零二五年十二月三十一日

## 33. SHARE OPTION SCHEMES (continued)

## 33. 購股權計劃 (續)

### Share Option Schemes (continued)

### 購股權計劃 (續)

Name or category of participant 參與者姓名或類別	Number of share options 購股權數目					Date of grant of share options 購股權 授出日期	Exercise period of share options 購股權行使期	Exercise price of share options 購股權行使價 HK\$ per share 每股港元	Vesting period 歸屬期	Closing price of the shares of the Company immediately before the date on which options were granted 緊接購股權授出日期 前本公司股份之收市價
	At 1 January 2025 於 二零二五年 一月一日	Granted during the year 年內授出	Exercised during the year <sup>a</sup> 年內行使 <sup>a</sup>	Forfeited during the year 年內沒收	At 31 December 2025 於 二零二五年 十二月 三十一日					
Other employees in aggregate (each not exceeding the 1% individual limit) 其他僱員合計 (各自不超過個別 限額的1%)	1,149,000	-	(1,089,000)	-	60,000	22 November 2016 二零一六年 十一月 二十二日	1 December 2017 to 21 November 2026 二零一七年 十二月一日至 二零二六年 十一月 二十一日	1.020	(i) One-third of the total number of the share options granted are exercisable at any time on or after 1 December 2017; (ii) 獲授購股權總數之三分之一可於二零一七年十二月一日或之後任何時間內行使； (iii) One-third of the total number of the share options granted are exercisable at any time on or after 1 December 2018; and (iv) 獲授購股權總數之三分之一可於二零一八年十二月一日或之後任何時間內行使；及 (v) The remaining one-third of the total number of the share options granted are exercisable at any time on or after 1 December 2019. (vi) 獲授購股權總數之餘下三分之一可於二零一九年十二月一日或之後任何時間內行使。	1.020
	1,046,000	-	(946,000)	-	100,000	25 May 2017 二零一七年 五月二十五日	1 June 2018 to 24 May 2027 二零一八年 六月一日至 二零二七年 五月二十四日	1.760	(i) One-third of the total number of the share options granted are exercisable at any time on or after 1 June 2018; (ii) 獲授購股權總數之三分之一可於二零一八年六月一日或之後任何時間內行使； (iii) One-third of the total number of the share options granted are exercisable at any time on or after 1 June 2019; and (iv) 獲授購股權總數之三分之一可於二零一九年六月一日或之後任何時間內行使；及 (v) The remaining one-third of the total number of the share options granted are exercisable at any time on or after 1 June 2020. (vi) 獲授購股權總數之餘下三分之一可於二零二零年六月一日或之後任何時間內行使。	1.690
	2,750,000	-	(2,200,000)	-	550,000	4 December 2017 二零一七年 十二月四日	16 December 2018 to 3 December 2027 二零一八年 十二月十六日 至二零二七年 十二月三日	1.442	(i) One-third of the total number of the share options granted are exercisable at any time on or after 16 December 2018; (ii) 獲授購股權總數之三分之一可於二零一八年十二月十六日或之後任何時間內行使； (iii) One-third of the total number of the share options granted are exercisable at any time on or after 16 December 2019; and (iv) 獲授購股權總數之三分之一可於二零一九年十二月十六日或之後任何時間內行使；及 (v) The remaining one-third of the total number of the share options granted are exercisable at any time on or after 16 December 2020. (vi) 獲授購股權總數之餘下三分之一可於二零二零年十二月十六日或之後任何時間內行使。	1.430

33. SHARE OPTION SCHEMES  
(continued)

## 33. 購股權計劃 (續)

## Share Option Schemes (continued)

## 購股權計劃 (續)

Name or category of participant 參與者姓名或類別	Number of share options 購股權數目					Date of grant of share options 購股權 授出日期	Exercise period of share options 購股權行使期	Exercise price of share options 購股權行使價 HK\$ per share 每股港元	Vesting period 歸屬期	Closing price of the shares of the Company immediately before the date on which options were granted 緊接購股權授出日期 前本公司股份之收市價
	At 1 January 2025 於 二零二五年 一月一日	Granted during the year 年內授出	Exercised during the year* 年內行使*	Forfeited during the year 年內沒收	At 31 December 2025 於 二零二五年 十二月 三十一日					
Other employees in aggregate (each not exceeding the 1% individual limit) 其他僱員合計 (各自不超過個別 限額的1%)	8,292,000	-	(6,515,000)	-	1,777,000	19 July 2019 二零一九年 七月十九日	1 August 2020 to 18 July 2029 二零二零年 八月一日至 二零二九年 七月十八日	1.280	<ul style="list-style-type: none"> <li>(i) One-third of the total number of the share options granted are exercisable at any time on or after 1 August 2020;</li> <li>(ii) 獲授購股權總數之三分之一可於二零二零年八月一日或之後任何時間內行使；</li> <li>(iii) One-third of the total number of the share options granted are exercisable at any time on or after 1 August 2021; and</li> <li>(iv) 獲授購股權總數之三分之一可於二零二一年八月一日或之後任何時間內行使；及</li> <li>(v) The remaining one-third of the total number of the share options granted are exercisable at any time on or after 1 August 2022.</li> <li>(vi) 獲授購股權總數之餘下三分之一可於二零二二年八月一日或之後任何時間內行使。</li> </ul>	0.610
	400,000	-	(400,000)	-	-	3 April 2020 二零二零年 四月三日	16 April 2021 to 2 April 2030 二零二一年 四月十六日至 二零三零年 四月二日	0.600	<ul style="list-style-type: none"> <li>(i) One-third of the total number of the share options granted are exercisable at any time on or after 16 April 2021;</li> <li>(ii) 獲授購股權總數之三分之一可於二零二一年四月十六日或之後任何時間內行使；</li> <li>(iii) One-third of the total number of the share options granted are exercisable at any time on or after 16 April 2022; and</li> <li>(iv) 獲授購股權總數之三分之一可於二零二二年四月十六日或之後任何時間內行使；及</li> <li>(v) The remaining one-third of the total number of the share options granted are exercisable at any time on or after 16 April 2023.</li> <li>(vi) 獲授購股權總數之餘下三分之一可於二零二三年四月十六日或之後任何時間內行使。</li> </ul>	0.480
	1,800,000		(1,200,000)	(200,000)	400,000	13 January 2021 二零二一年 一月十三日	16 January 2022 to 12 January 2031 二零二二年 一月十六日至 二零三一年 一月十二日	0.560	<ul style="list-style-type: none"> <li>(i) One-fifth of the total number of the share options granted are exercisable at any time on or after 16 January 2022;</li> <li>(ii) 獲授購股權總數之五分之一可於二零二二年一月十六日或之後任何時間內行使；</li> <li>(iii) One-fifth of the total number of the share options granted are exercisable at any time on or after 16 January 2023;</li> <li>(iv) 獲授購股權總數之五分之一可於二零二三年一月十六日或之後任何時間內行使；</li> <li>(v) One-fifth of the total number of the share options granted are exercisable at any time on or after 16 January 2024;</li> <li>(vi) 獲授購股權總數之五分之一可於二零二四年一月十六日或之後任何時間內行使；</li> <li>(vii) One-fifth of the total number of the share options granted are exercisable at any time on or after 16 January 2025; and</li> <li>(viii) 獲授購股權總數之五分之一可於二零二五年一月十六日或之後任何時間內行使；及</li> <li>(ix) The remaining one-fifth of the total number of the share options granted are exercisable at any time on or after 16 January 2026.</li> <li>(x) 獲授購股權總數之餘下五分之一可於二零二六年一月十六日或之後任何時間內行使。</li> </ul>	0.560

# Notes to Financial Statements 財務報表附註

31 December 2025  
二零二五年十二月三十一日

## 33. SHARE OPTION SCHEMES (continued)

## 33. 購股權計劃 (續)

### Share Option Schemes (continued)

### 購股權計劃 (續)

Name or category of participant 參與者姓名或類別	Number of share options 購股權數目					Date of grant of share options 購股權授出日期	Exercise period of share options 購股權行使期	Exercise price of share options 購股權行使價 HK\$ per share 每股港元	Vesting period 歸屬期	Closing price of the shares of the Company immediately before the date on which options were granted 緊接購股權授出日期前本公司股份之收市價
	At 1 January 2025 於二零二五年一月一日	Granted during the year 年內授出	Exercised during the year* 年內行使*	Forfeited during the year 年內沒收	At 31 December 2025 於二零二五年十二月三十一日					
Other employees in aggregate (each not exceeding the 1% individual limit) 其他僱員合計 (各自不超過個別限額的1%)	7,197,000	-	(5,614,000)	(12,000)	1,571,000	2 September 2021 二零二一年九月二日	16 September 2022 to 1 September 2031 二零二二年九月十六日至二零三一年九月一日	0.910	(i) One-third of the total number of the share options granted are exercisable at any time on or after 16 September 2022; (ii) 獲授購股權總數之三分之一可於二零二二年九月十六日或之後任何時間內行使； (iii) One-third of the total number of the share options granted are exercisable at any time on or after 16 September 2023; and (iv) 獲授購股權總數之三分之一可於二零二三年九月十六日或之後任何時間內行使；及 (v) The remaining one-third of the total number of the share options granted are exercisable at any time on or after 16 September 2024. (vi) 獲授購股權總數之餘下三分之一可於二零二四年九月十六日或之後任何時間內行使。	0.840
	22,410,500	-	(9,373,000)	(2,138,000)	10,899,500	30 September 2022 二零二二年九月三十日	1 October 2023 to 30 September 2032 二零二三年十月一日至二零三二年九月三十日	0.572	(i) One-fourth of the total number of the share options granted are exercisable at any time on or after 1 October 2023; (ii) 獲授購股權總數之四分之一可於二零二三年十月一日或之後任何時間內行使； (iii) One-fourth of the total number of the share options granted are exercisable at any time on or after 1 October 2024; (iv) 獲授購股權總數之四分之一可於二零二四年十月一日或之後任何時間內行使； (v) One-fourth of the total number of the share options granted are exercisable at any time on or after 1 October 2025; and (vi) 獲授購股權總數之四分之一可於二零二五年十月一日或之後任何時間內行使；及 (vii) The remaining one-fourth of the total number of the share options granted are exercisable at any time on or after 1 October 2026. (viii) 獲授購股權總數之餘下四分之一可於二零二六年十月一日或之後任何時間內行使。	0.540
	45,044,500	-	(27,337,000)	(2,350,000)	15,357,500					
	48,489,500	-	(30,062,000)	(2,350,000)	16,057,500					

\* The weighted average closing price of the Company's shares immediately before the exercise dates of the share options was HK\$2.18 per share.

\* 緊接購股權行使日期前本公司股份的加權平均收市價為每股2.18港元。

**33. SHARE OPTION SCHEMES**  
*(continued)***33. 購股權計劃 (續)****Share Option Schemes (continued)****購股權計劃 (續)**

The exercise prices and exercise periods of the share options outstanding at 31 December 2025 are as follows:

於二零二五年十二月三十一日尚未行使的購股權的行使價及行使期如下：

<b>Number of options</b> 購股權數目	<b>Exercise price</b> per share 每股行使價	<b>Exercise period</b> 行使期
60,000	HK\$1.020 1.020港元	1 December 2017 to 21 November 2026 二零一七年十二月一日至二零二六年十一月二十一日
100,000	HK\$1.760 1.760港元	1 June 2018 to 24 May 2027 二零一八年六月一日至二零二七年五月二十四日
550,000	HK\$1.442 1.442港元	16 December 2018 to 3 December 2027 二零一八年十二月十六日至二零二七年十二月三日
1,777,000	HK\$1.280 1.280港元	1 August 2020 to 18 July 2029 二零二零年八月一日至二零二九年七月十八日
600,000	HK\$0.560 0.560港元	16 January 2022 to 12 January 2031 二零二二年一月十六日至二零三一年一月十二日
1,571,000	HK\$0.910 0.910港元	16 September 2022 to 1 September 2031 二零二二年九月十六日至二零三一年九月一日
11,099,500	HK\$0.572 0.572港元	1 October 2023 to 30 September 2032 二零二三年十月一日至二零三二年九月三十日
300,000	HK\$0.520 0.520港元	1 November 2023 to 23 October 2032 二零二三年十一月一日至二零三二年十月二十三日
16,057,500		

No share options were granted during the year ended 31 December 2025 (2024: nil).

截至二零二五年十二月三十一日止年度並無授出任何購股權(二零二四年：零份)。

### 33. SHARE OPTION SCHEMES (continued)

#### Share Option Schemes (continued)

The 30,062,000 share options exercised during the year resulted in the issue of 30,062,000 ordinary shares of the Company and additional share capital of HK\$3,006,200 (equivalent to RMB2,761,000) and share premium of HK\$24,761,000 (equivalent to RMB22,766,000).

At the end of the reporting period, the Company had outstanding share options for the subscription of 16,057,500 shares under all schemes of the Company, which represented approximately 1.12% of the issued share capital of the Company as at that date. The exercise in full of the outstanding share options would, under the present capital structure of the Company, result in the issue of 16,057,500 additional ordinary shares of the Company and additional share capital of HK\$1,606,000 (equivalent to RMB1,451,000) and share premium of HK\$9,969,000 (equivalent to RMB9,004,000), before related issuance expenses.

At the date of approval of these financial statements, the Company had 11,313,500 share options outstanding under all schemes of the Company, which represented approximately 0.78% of the Company's shares in issue as at that date.

### 33. 購股權計劃 (續)

#### 購股權計劃 (續)

年內30,062,000份購股權獲行使，本公司因而發行30,062,000股普通股，股本增加3,006,200港元(相當於人民幣2,761,000元)，並產生股份溢價24,761,000港元(相當於人民幣22,766,000元)。

於報告期末，本公司擁有未行使購股權，可認購本公司所有計劃項下16,057,500股股份，相當於本公司於當日的已發行股本約1.12%。根據本公司的現有資本架構，全面行使未行使購股權會導致發行16,057,500股本公司額外普通股股份，以及額外股本1,606,000港元(相當於人民幣1,451,000元)及股份溢價9,969,000港元(相當於人民幣9,004,000元)(扣除相關發行開支前)。

於該等財務報表獲批日期，根據本公司所有計劃，本公司擁有11,313,500份未行使購股權，相當於本公司於當日已發行股本約0.78%。

## 34. RESERVES

The amounts of the Group's reserves and the movements therein for the current and prior years are presented in the consolidated statement of changes in equity in the financial statements.

### Merger reserve

The merger reserve of the Group represents the capital contributions by Dr. Dong Li, a director and controlling shareholder of the Company, to the subsidiaries directly held by Dr. Dong Li before the group reorganisation on 8 June 2010 and, in the case of an acquisition of an additional equity interest in a non-wholly-owned subsidiary, the difference between the cost of acquisition and the non-controlling interests acquired.

### Statutory reserve fund

In accordance with the PRC Company Law, the PRC subsidiaries of the Group are required to allocate 10% of their profit after tax to the reserve fund until this reserve reaches 50% of the registered capital of the PRC subsidiaries. Subject to certain restrictions set out in the Company Law of the PRC, part of the reserve fund may be converted to increase paid-up capital/ issued capital of the PRC subsidiaries, provided that the remaining balance after the capitalisation is not less than 25% of the registered capital. The reserve fund of the PRC subsidiaries amounted to RMB407,899,000 and RMB392,187,000 as at 31 December 2025 and 2024, respectively.

### Exchange fluctuation reserve

The exchange fluctuation reserve comprises all foreign exchange differences arising from the translation of the financial statements of companies outside the PRC. The reserve is dealt with in accordance with the accounting policy set out in note 2.4.

## 34. 儲備

本集團本年度及過往年度的儲備金額及其變動情況在財務報表的綜合權益變動表中呈列。

### 合併儲備

本集團的合併儲備指本公司董事兼控股股東董李博士於二零一零年六月八日集團重組前向由其直接持有的附屬公司注資及倘收購一間非全資附屬公司之其他權益，則為收購成本及所收購非控股權益之間的差額。

### 法定儲備金

根據中國公司法，本集團的中國附屬公司須將其釐定的稅後溢利10%撥入法定公積金，直至該儲備達到註冊資本的50%為止。在中國公司法訂明的若干限制規限下，部分法定公積金可予以轉換以增加中國附屬公司繳足資本／已發行股本，惟於資本化後的剩餘結餘須不低於註冊資本的25%。中國附屬公司的公積金於二零二五年及二零二四年十二月三十一日分別為人民幣407,899,000元及人民幣392,187,000元。

### 匯兌波動儲備

匯兌波動儲備包括所有因換算中國以外公司財務報表而產生的匯兌差額。該儲備按載於附註2.4的會計政策處理。

## Notes to Financial Statements 財務報表附註

31 December 2025  
二零二五年十二月三十一日

### 34. RESERVES (continued)

#### Share option reserve

Details of the Company's share option schemes and the share options issued under the schemes are included in note 33 to the financial statements.

#### Fair value reserve

The fair value reserve comprises the fair value differences arising from the revaluation for the equity investments designated at fair value through other comprehensive income and debt investments designated at fair value through other comprehensive income.

### 35. NOTES TO THE CONSOLIDATED STATEMENT OF CASH FLOWS

#### (a) Major non-cash transactions

During the year, the Group had non-cash additions to right-of-use assets and lease liabilities of RMB111,041,000 (2024: RMB57,967,000) and RMB111,041,000 (2024: RMB57,967,000), respectively, in respect of lease arrangements for property, machinery and other equipment.

### 34. 儲備 (續)

#### 購股權儲備

有關本公司的購股權計劃及按計劃發行的購股權詳情，載於財務報表附註33。

#### 公允價值儲備

公允價值儲備由來自重估指定按公允價值變動計入其他全面收益的權益性投資及指定按公允價值變動計入其他全面收益的債務投資的公允價值差額組成。

### 35. 綜合現金流量表附註

#### (a) 主要非現金交易

年內，本集團就物業、機器及其他設備租賃安排之使用權資產及租賃負債的非現金添置分別為人民幣111,041,000元（二零二四年：人民幣57,967,000元）及人民幣111,041,000元（二零二四年：人民幣57,967,000元）。

35. NOTES TO THE  
CONSOLIDATED STATEMENT  
OF CASH FLOWS (continued)

## 35. 綜合現金流量表附註 (續)

(b) Changes in liabilities arising from  
financing activities

## (b) 融資活動產生之負債變動

2025

二零二五年

		Bank and other loans 銀行及 其他貸款 RMB'000 人民幣千元	Lease liabilities 租賃負債 RMB'000 人民幣千元	Convertible bonds 可換股債券 RMB'000 人民幣千元
At 1 January 2025	於二零二五年一月一日	5,121,531	88,228	68,960
Changes from financing cash flows	融資現金流量變動	536,750	(41,438)	-
Equity component of convertible bonds	可換股債券的權益部分	-	-	(28,370)
Early redemption	提早終止	-	-	(47,937)
Termination of leases	終止租賃	-	(946)	-
New leases	新租賃	-	111,041	-
Foreign exchange movement	外匯變動	(25,011)	2,960	(642)
Interest expense	利息開支	-	7,325	10,032
Interest paid	已付利息	-	-	(2,043)
At 31 December 2025	於二零二五年 十二月三十一日	5,633,270	167,170	-

## Notes to Financial Statements 財務報表附註

31 December 2025  
二零二五年十二月三十一日

### 35. NOTES TO THE CONSOLIDATED STATEMENT OF CASH FLOWS (continued)

#### (b) Changes in liabilities arising from financing activities (continued)

2024

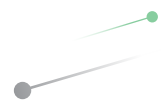
		Bank and other loans 銀行及 其他貸款 RMB'000 人民幣千元	Lease liabilities 租賃負債 RMB'000 人民幣千元	Convertible bonds 可換股債券 RMB'000 人民幣千元
At 1 January 2024	於二零二四年一月一日	4,457,363	47,142	61,132
Changes from financing cash flows	融資現金流量變動	622,547	(23,637)	–
Acquisition from subsidiaries	收購自附屬公司	–	3,057	–
Termination of leases	終止租賃	–	(4,892)	–
New leases	新租賃	–	57,967	–
Foreign exchange movement	外匯變動	41,621	3,622	912
Interest expense	利息開支	–	4,969	11,565
Interest paid	已付利息	–	–	(4,649)
At 31 December 2024	於二零二四年 十二月三十一日	5,121,531	88,228	68,960

### 35. 綜合現金流量表附註 (續)

#### (b) 融資活動產生之負債變動 (續)

二零二四年

		Bank and other loans 銀行及 其他貸款 RMB'000 人民幣千元	Lease liabilities 租賃負債 RMB'000 人民幣千元	Convertible bonds 可換股債券 RMB'000 人民幣千元
At 1 January 2024	於二零二四年一月一日	4,457,363	47,142	61,132
Changes from financing cash flows	融資現金流量變動	622,547	(23,637)	–
Acquisition from subsidiaries	收購自附屬公司	–	3,057	–
Termination of leases	終止租賃	–	(4,892)	–
New leases	新租賃	–	57,967	–
Foreign exchange movement	外匯變動	41,621	3,622	912
Interest expense	利息開支	–	4,969	11,565
Interest paid	已付利息	–	–	(4,649)
At 31 December 2024	於二零二四年 十二月三十一日	5,121,531	88,228	68,960



### 35. NOTES TO THE CONSOLIDATED STATEMENT OF CASH FLOWS (continued)

### 35. 綜合現金流量表附註 (續)

#### (c) Total cash outflow for leases

The total cash outflow for leases included in the statement of cash flows is as follows:

#### (c) 租賃現金流出總額

計入現金流量表之租賃現金流出總額如下：

		2025 二零二五年 RMB'000 人民幣千元	2024 二零二四年 RMB'000 人民幣千元
Within operating activities	計入經營活動	<b>33,839</b>	27,538
Within investing activities	計入投資活動	<b>39,360</b>	1,996
Within financing activities	計入融資活動	<b>41,438</b>	23,637
Total	總計	<b>114,637</b>	53,171



## Notes to Financial Statements 財務報表附註

31 December 2025  
二零二五年十二月三十一日

### 36. PLEDGE OF ASSETS

### 36. 資產抵押

		Prepaid land lease payments 預付土地 租賃款項 RMB'000 人民幣千元 (note 17) (附註17)	Property, plant and equipment 物業、 廠房及設備 RMB'000 人民幣千元 (note 15) (附註15)	Investment Properties 投資物業 RMB'000 人民幣千元 (note 16) (附註16)	Pledged deposits 已抵押存款 RMB'000 人民幣千元 (note 26) (附註26)	Inventories 存貨 RMB'000 人民幣千元 (note 21) (附註21)	Trade receivables 貿易應收款項 RMB'000 人民幣千元 (note 22) (附註22)	Total 總計 RMB'000 人民幣千元
<b>31 December 2025</b>	<b>二零二五年十二月三十一日</b>							
Interest-bearing bank borrowings (note 29)	計息銀行借貸 (附註29)	99,425	183,004	526,106	3,533	74,500	472,998	1,359,566
Bills payable (note 27)	應付票據 (附註27)	-	-	-	285,520	-	-	285,520
Issue of letters of credit	發出信用證	-	-	-	280,009	-	-	280,009
		<b>99,425</b>	<b>183,004</b>	<b>526,106</b>	<b>569,062</b>	<b>74,500</b>	<b>472,998</b>	<b>1,925,095</b>
<b>31 December 2024</b>	<b>二零二四年十二月三十一日</b>							
Interest-bearing bank borrowings (note 29)	計息銀行借貸 (附註29)	106,252	392,715	412,807	45,104	49,500	611,395	1,617,773
Bills payable (note 27)	應付票據 (附註27)	-	-	-	326,764	-	-	326,764
Issue of letters of credit	發出信用證	-	-	-	290,160	-	-	290,160
		<b>106,252</b>	<b>392,715</b>	<b>412,807</b>	<b>662,028</b>	<b>49,500</b>	<b>611,395</b>	<b>2,234,697</b>

### 37. COMMITMENTS

### 37. 承諾

(a) The Group had the following contractual commitments at the end of the reporting period:

(a) 於報告期末，本集團有以下合約承諾：

		<b>2025</b> <b>二零二五年</b> <b>RMB'000</b> <b>人民幣千元</b>	2024 二零二四年 RMB'000 人民幣千元
Land and buildings	土地及樓宇	<b>75,982</b>	102,469
Plant and machinery	廠房及機器	-	75,235
Capital contribution for financial assets at fair value through profit or loss	按公允價值變動計入損益的 金融資產的注資	<b>2,500</b>	32,500
<b>Total</b>	<b>總計</b>	<b>78,482</b>	210,204

38. RELATED PARTY  
TRANSACTIONS

## 38. 關連人士交易

(a) In addition to the transactions detailed elsewhere in these financial statements, the Group had the following material transactions with related parties during the year:

(a) 除於該等財務報表其他地方詳述的交易外，本集團與關連人士在年內有以下主要交易：

	Notes 附註	2025 二零二五年 RMB'000 人民幣千元	2024 二零二四年 RMB'000 人民幣千元
<b>Purchases of equipment from related companies</b>			
向關連公司購買設備	(i)		
Related companies owned by Dr. Dong Li and his associates	董李博士及其聯繫人士擁有的關連公司	61,468	5,377
<b>Purchases of raw materials from related companies</b>			
向關連公司購買原材料	(i)		
Related companies owned by Dr. Dong Li and his associates	董李博士及其聯繫人士擁有的關連公司	279,631	134,243
<b>Sales of products to related companies</b>			
向關連公司銷售產品	(i)		
Related companies owned by Dr. Dong Li and his associates	董李博士及其聯繫人士擁有的關連公司	80,171	91,184
<b>Interest expense to related parties</b>			
向關連人士支付利息	(b)		
Non-controlling shareholders of subsidiaries	附屬公司之非控股股東	—	1,258
Loans from ultimate holding company	最終控股公司貸款	870	—
Dr. Dong Li	董李博士	3,652	—
Total	總計	4,522	1,258

## Notes to Financial Statements 財務報表附註

31 December 2025  
二零二五年十二月三十一日

### 38. RELATED PARTY TRANSACTIONS *(continued)*

#### (a) *(continued)*

Note:

- (i) The purchases of equipment, purchases of raw materials and sales of products with the related companies were made according to prices mutually agreed between the parties on terms not less favourable to the Group than terms available to or from (as appropriate) independent third parties.

The related party transactions in respect of the purchases of equipment, purchases of raw materials and sales of products above also constitute connected transactions or continuing connected transactions as defined in Chapter 14A of the Listing Rules.

### 38. 關連人士交易 (續)

#### (a) (續)

附註：

- (i) 與關連公司進行設備、原材料購買及產品銷售乃根據共同議定的價格按對本集團而言不遜於向獨立第三方提供或獲獨立第三方(如適合)提供的條款進行。

上述關於購買設備、原材料及銷售產品的關連人士交易亦構成上市規則第十四A章定義的關連交易或持續關連交易。

38. RELATED PARTY  
TRANSACTIONS (continued)

## 38. 關連人士交易 (續)

## (b) Outstanding balances with related parties:

## (b) 與關連人士的未償還結餘：

	Notes 附註	Due from related parties 應收關連人士款項		Due to related parties 應付關連人士款項	
		2025 二零二五年 RMB'000 人民幣千元	2024 二零二四年 RMB'000 人民幣千元	2025 二零二五年 RMB'000 人民幣千元	2024 二零二四年 RMB'000 人民幣千元
<b>Current:</b>	<b>流動：</b>				
Non-controlling and senior management of subsidiaries	(i)	-	-	-	29,258
Related companies owned by Dr. Dong Li and his associates	(ii)	37,802	31,060	298,975	53,447
Loans from ultimate holding company	(iii)	-	-	36,014	-
Dr. Dong Li	(iv)	-	-	95,026	-
		<b>37,802</b>	31,060	<b>430,015</b>	82,705

## 38. RELATED PARTY TRANSACTIONS (continued)

### (b) Outstanding balances with related parties: (continued)

Notes:

- (i) As at 31 December 2024, a loan amounting to RMB8,000,000 from non-controlling shareholders of a subsidiary was unsecured, bore interest rate at 4.35% per annum and repayable on demand. The unpaid interests as at 31 December 2024 were RMB1,258,000. Such amounts were fully repaid in 2025.

As at 31 December 2024, a loan amounting to RMB20,000,000 from senior management of subsidiaries was unsecured, bore interest free and repayable on demand. Such amounts were fully repaid in 2025.

- (ii) As at 31 December 2025, the balances of related companies owned by Dr. Dong Li and his associates with an amount of RMB298,975,000 (2024:RMB53,447,000) were traded in nature, unsecured, interest-free and repayable on demand.
- (iii) During the year ended 31 December 2025, Master Alliance Investment Limited, an entity controlled by Dr. Dong Li, provided loan to the Group in the amounts of USD5,000,000 (equivalent to RMB35,144,000). The loan was unsecured, bore interest rate at 8% per annum and repayable on demand. The unpaid interests as at 31 December 2025 were RMB870,000.
- (iv) During the year ended 31 December 2025, Dr. Dong Li provided loans to the Group in the amounts of USD23,000,000 (equivalent to RMB161,782,000), of which USD10,000,000 (equivalent to RMB70,408,000) has been repaid in 2025. The loans were unsecured, bore interest rate at 8% and repayable on demand. The unpaid interests as at 31 December 2025 were RMB3,652,000.

## 38. 關連人士交易 (續)

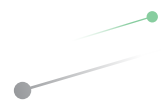
### (b) 與關連人士的未償還結餘：(續)

附註：

- (i) 於二零二四年十二月三十一日，來自一間附屬公司之非控股股東之貸款人民幣8,000,000元為無抵押、按年利率4.35%計息及須按要求償還。於二零二四年十二月三十一日之未付利息為人民幣1,258,000元。有關款項已於二零二五年悉數償還。

於二零二四年十二月三十一日，來自附屬公司高級管理層之貸款人民幣20,000,000元為無抵押、免息及須按要求償還。有關款項已於二零二五年悉數償還。

- (ii) 於二零二五年十二月三十一日，董李博士及其聯繫人士擁有的關連公司的結餘人民幣298,975,000元（二零二四年：人民幣53,447,000元）為貿易性質、無抵押、免息及須按要求償還。
- (iii) 截至二零二五十二月三十一日止年度，由董李博士控制之實體Master Alliance Investment Limited向本集團提供貸款，金額為5,000,000美元（相當於人民幣35,144,000元）。該貸款為無抵押、按年利率8%計息及須按要求償還。於二零二五年十二月三十一日，未支付利息為人民幣870,000元。
- (iv) 截至二零二五十二月三十一日止年度，董李博士向本集團提供貸款23,000,000美元（相當於人民幣161,782,000元），其中10,000,000美元（相當於人民幣70,408,000元）已於二零二五年償還。該等貸款為無抵押、按利率8%計息及須按要求償還。於二零二五年十二月三十一日，未支付利息為人民幣3,652,000元。



### 38. RELATED PARTY TRANSACTIONS (continued)

### 38. 關連人士交易 (續)

#### (c) Compensation of key management personnel of the Group:

#### (c) 本集團主要管理人員的酬金：

		2025 二零二五年 RMB'000 人民幣千元	2024 二零二四年 RMB'000 人民幣千元
Basic salaries and other benefits	基本薪金及其他福利	18,965	10,299
Equity-settled share option expenses	以權益結算的購股權開支	-	631
Pension scheme contributions	退休金計劃供款	287	222
		<b>19,252</b>	11,152

Further details of directors' emoluments are included in note 9 to the financial statements.

有關董事酬金之進一步詳情載於財務報表附註9。



## Notes to Financial Statements 財務報表附註

31 December 2025  
二零二五年十二月三十一日

### 39. FINANCIAL INSTRUMENTS BY CATEGORY 39. 按類別分析的金融工具

The carrying amounts of each of the categories of financial instruments as at the end of the reporting period are as follows:

各類別金融工具於報告期末的賬面值如下：

2025

二零二五年

#### Financial assets

#### 金融資產

		Financial assets at fair value through profit or loss	Financial assets at fair value through other comprehensive income		Financial assets at amortised cost	Total
		按公允價值變動計入損益的金融資產	按公允價值變動計入其他全面收益的金融資產	Debt investments		
		Mandatorily designated as such			按攤銷成本計量之金融資產	
		強制如此指定	債務投資	權益性投資	金融資產	總計
		RMB'000	RMB'000	RMB'000	RMB'000	RMB'000
		人民幣千元	人民幣千元	人民幣千元	人民幣千元	人民幣千元
Equity investments designated at fair value through other comprehensive income	指定按公允價值變動計入其他全面收益的權益性投資	-	-	2,912	-	2,912
Debt investments at fair value through other comprehensive income	按公允價值變動計入其他全面收益的債務投資	-	156,214	-	-	156,214
Trade receivables	貿易應收款項	-	-	-	2,446,873	2,446,873
Financial assets included in prepayments, other receivables and other assets	計入預付款項、其他應收款項及其他資產的金融資產	-	-	-	275,005	275,005
Financial assets at fair value through profit or loss	按公允價值變動計入損益的金融資產	338,548	-	-	-	338,548
Pledged deposits	已抵押存款	-	-	-	537,069	537,069
Cash and cash equivalents	現金及現金等價物	-	-	-	658,179	658,179
<b>Total</b>	<b>總計</b>	<b>338,548</b>	<b>156,214</b>	<b>2,912</b>	<b>3,917,126</b>	<b>4,414,800</b>

39. FINANCIAL INSTRUMENTS BY  
CATEGORY (continued)39. 按類別分析的金融工具  
(續)

## Financial liabilities

## 金融負債

		Financial liabilities at fair value through profit or loss 按公允價值變動計入損益的金融負債	Mandatorily designated as such 強制如此指定 RMB'000 人民幣千元	Financial liabilities at amortised cost 按攤銷成本計量的金融負債 RMB'000 人民幣千元	Total 總計 RMB'000 人民幣千元
Trade and bills payables	貿易應付款項及應付票據	-	-	2,855,679	2,855,679
Financial liabilities included in other payables and accruals	計入其他應付款項及應計費用的金融負債	-	-	148,192	148,192
Lease liabilities	租賃負債	-	-	2,509	2,509
Financial liabilities at fair value through profit or loss	按公允價值變動計入損益的金融負債	7,431	7,431	-	7,431
Interest-bearing bank borrowings	計息銀行借貸	-	-	5,140,955	5,140,955
<b>Total</b>	<b>總計</b>	<b>7,431</b>	<b>7,431</b>	<b>8,147,335</b>	<b>8,154,766</b>

## Notes to Financial Statements 財務報表附註

31 December 2025  
二零二五年十二月三十一日

### 39. FINANCIAL INSTRUMENTS BY CATEGORY (continued)

### 39. 按類別分析的金融工具 (續)

2024

二零二四年

#### Financial assets

#### 金融資產

	Financial assets at fair value through profit or loss 按公允價值變動計入損益的金融資產	Financial assets at fair value through other comprehensive income 按公允價值變動計入其他全面收益的金融資產		Financial assets at amortised cost 按攤銷成本計量之金融資產	Total 總計
	Mandatorily designated as such 強制如此指定 RMB'000 人民幣千元	Debt investments 債務投資 RMB'000 人民幣千元	Equity investments 權益性投資 RMB'000 人民幣千元		
Equity investments designated at fair value through other comprehensive income	指定按公允價值變動計入其他全面收益的權益性投資	-	-	1,393	1,393
Debt investments at fair value through other comprehensive income	按公允價值變動計入其他全面收益的債務投資	-	161,166	-	161,166
Trade receivables	貿易應收款項	-	-	3,704,278	3,704,278
Financial assets included in prepayments, other receivables and other assets	計入預付款項、其他應收款項及其他資產的金融資產	-	-	301,115	301,115
Financial assets at fair value through profit or loss	按公允價值變動計入損益的金融資產	330,441	-	-	330,441
Pledged deposits	已抵押存款	-	-	662,028	662,028
Cash and cash equivalents	現金及現金等價物	-	-	743,975	743,975
<b>Total</b>	<b>總計</b>	<b>330,441</b>	<b>161,166</b>	<b>5,411,396</b>	<b>5,904,396</b>

39. FINANCIAL INSTRUMENTS BY  
CATEGORY (continued)39. 按類別分析的金融工具  
(續)

## Financial liabilities

## 金融負債

		Financial liabilities at fair value through profit or loss 按公允價值變動計入損益的金融負債	Mandatorily designated as such 強制如此指定 RMB'000 人民幣千元	Financial liabilities at amortised cost 按攤銷成本計量的金融負債 RMB'000 人民幣千元	Total 總計 RMB'000 人民幣千元
Trade and bills payables	貿易應付款項及應付票據	-	2,603,037	2,603,037	
Financial liabilities included in other payables and accruals	計入其他應付款項及應計費用的金融負債	-	233,845	233,845	
Lease liabilities	租賃負債	-	88,228	88,228	
Financial liabilities at fair value through profit or loss	按公允價值變動計入損益的金融負債	10,371	-	10,371	
Interest-bearing bank borrowings	計息銀行借貸	-	5,190,491	5,190,491	
<b>Total</b>	<b>總計</b>	<b>10,371</b>	<b>8,115,601</b>	<b>8,125,972</b>	

### 40. FAIR VALUE AND FAIR VALUE HIERARCHY OF FINANCIAL INSTRUMENTS

The carrying amounts and fair values of the Group's financial instruments approximate to their fair values.

Management has assessed that the fair values of cash and cash equivalents, pledged deposits, trade receivables, trade and bills payables, financial assets included in prepayments, other receivables and other assets and financial liabilities included in other payables and accruals, approximate to their carrying amounts largely due to the short-term maturities of these instruments.

The Group's finance department headed by the finance manager is responsible for determining the policies and procedures for the fair value measurement of financial instruments. The finance manager reports directly to the Group's management and the audit committee. At each reporting date, the finance department analyses the movements in the values of financial instruments and determines the major inputs applied in the valuation. The valuation is reviewed and approved by the Group's management. The valuation process and results are discussed with the audit committee twice a year for interim and annual financial reporting.

The fair values of the financial assets and liabilities are included at the amount at which the instrument could be exchanged in a current transaction between willing parties, other than in a forced or liquidation sale. The following methods and assumptions were used to estimate the fair values.

### 40. 金融工具公允價值及公允價值層級

本集團金融工具的賬面值及公允價值與其公允價值相近。

管理層已評估現金及現金等價物、已抵押存款、貿易應收款項、貿易應付款項及應付票據、計入預付款項、其他應收款項及其他資產的金融資產、以及計入其他應付款項及應計費用的金融負債的公允價值，與其賬面值相若，主要由於該等工具屬短期性質。

本集團由財務經理領導的融資部門負責制定金融工具公允價值計量的政策及程序。財務經理直接向本集團管理層及審核委員會匯報。於各報告日期，財務部門分析金融工具價值的變動情況，並釐定估值所用的主要投入。該估值由本集團管理層審閱及批准。審核委員會每年兩次就有關中期及年度財務報告的估值過程及結果進行討論。

金融資產及負債的公允價值以該工具自願交易方（強制或清盤出售除外）當前交易下可交易金額入賬。以下方法及假設均用來估算公允價值。

#### 40. FAIR VALUE AND FAIR VALUE HIERARCHY OF FINANCIAL INSTRUMENTS (continued)

The fair values of the non-current portion of interest-bearing bank borrowings approximate to their amortised costs which have been calculated by discounting the expected future cash flows using rates currently available for instruments with similar terms, credit risk and remaining maturities. The changes in fair value as a result of the Group's own non-performance risk for interest-bearing bank borrowings as at 31 December 2025 were assessed to be insignificant.

The fair values of unlisted equity investments at fair value through profit or loss have been estimated using a market-based valuation technique based on assumptions that are not supported by observable market prices or rates. The valuation requires the directors to determine comparable public companies (peers) based on industry, size, leverage and strategy, and to calculate an appropriate price multiple, such as enterprise value to earnings before interest, taxes, depreciation and amortisation (“**EV/EBITDA**”) multiple and price to earnings (“**P/E**”) multiple, for each comparable company identified. The multiple is calculated by dividing the enterprise value of the comparable company by an earnings measure. The trading multiple is then discounted for considerations such as illiquidity and size differences between the comparable companies based on company-specific facts and circumstances. The discounted multiple is applied to the corresponding earnings measure of the unlisted equity investments to measure the fair value. The directors believe that the estimated fair values resulting from the valuation technique, which are recorded in the consolidated statement of financial position, and the related changes in fair values, which are recorded in profit or loss, are reasonable, and that they were the most appropriate values at the end of the reporting period.

#### 40. 金融工具公允價值及公允價值層級 (續)

計息銀行借貸非流動部分之公允價值與其攤銷成本相若，其攤銷成本乃使用類似條款工具之現行利率、信貸風險及剩餘年期折現預期未來現金流計算。由於本集團於二零二五年十二月三十一日的計息銀行借貸自身不履約風險導致的公允價值變動被評定為微不足道。

公允價值變動計入損益的非上市權益性投資之公允價值已基於並無可觀察市價或費率作為依據的假設採用市場基礎估值技術估定。估值要求董事按行業、規模、槓桿及策略釐定可資比較上市公司（同業），並就各已識別可資比較公司計算適合價格倍數，如企業價值對除利息、稅項、折舊及攤銷前盈利（「**EV/EBITDA**」）倍數及市盈率（「**P/E**」）倍數。該倍數以可資比較公司之企業價值除以盈利計量因素計算。貿易倍數隨後按公司特定之事實及情況，就不流通性及可資比較公司之間的規模差異折現。已折現倍數應用以非上市權益性投資之相應盈利計量因素，以計量公允價值。董事認為，因估值技術而產生的估計公允價值（計入綜合財務狀況表）以及相關公允價值變動（計入損益）均屬合理，亦為報告期末的最恰當值。

### 40. FAIR VALUE AND FAIR VALUE HIERARCHY OF FINANCIAL INSTRUMENTS (continued)

The fair values of unlisted equity investments designated at fair value through other comprehensive income and certain investment at fair value through profit or loss have been estimated using the asset-based approach. The assets of the unlisted company include cash and cash equivalents, short-term principal-protected investment and investments in portfolio companies. Management has assessed that the fair values of cash and cash equivalents, the short-term principal-protected investment and the liabilities approximate to their carrying amounts with consideration of the nature and the short-term maturities of these instruments. The fair values of the investments in portfolio companies are estimated using different valuation methodologies according to the nature of individual investments, such as the trading price of listed shares, price of recent investments, market multiples and the discounted cash flow method.

The fair values of debt investments at fair value through other comprehensive income, which are bills receivable, have been estimated using a discounted cash flow valuation model based on the interest rate yield curve.

The Group invests in other unlisted investments, which represent the right to receive the proceeds from future sales of the properties. The Group has estimated the fair values of these unlisted investments by using a market-based valuation technique based on the selling price of comparable properties.

The Group enters derivative financial instruments with various counterparties, principally financial institutions with good credit ratings. Derivative financial instruments, including commodity future and option contracts, are based on quoted market prices.

### 40. 金融工具公允價值及公允價值層級 (續)

指定按公允價值變動計入其他全面收益的非上市權益性投資及若干公允價值變動計入損益的投資的公允價值使用資產法進行估算。非上市公司資產包括現金及現金等價物、短期保本投資及組合公司投資。管理層已評估現金及現金等價物、短期保本投資及負債的公允價值，約至該等工具性質代價及短期內到期的賬面值。於組合公司的投資的公允價值根據個別投資的性質採用不同的估值方法估值，包括上市股份的交易價格、近期投資的價格、市場倍數及現金流量折現法。

公允價值變動計入其他全面收益的債務投資（即應收票據）的公允價值使用基於利率收益率曲線的現金流量折現估值模式估算。

本集團投資於其他非上市投資，該等投資乃收取未來物業銷售所得款項的權利。本集團已使用市場基礎估值技術基於可資比較物業之售價估計該等非上市投資之公允價值。

本集團與眾多對手方（主要為信貸評級良好之金融機構）訂立衍生金融工具。衍生金融工具包括基於市場報價之商品期貨與期權合約。

## 40. FAIR VALUE AND FAIR VALUE HIERARCHY OF FINANCIAL INSTRUMENTS (continued)

## 40. 金融工具公允價值及公允價值層級 (續)

## Fair value hierarchy

The following tables illustrate the fair value measurement hierarchy of the Group's financial instruments:

## Assets measured at fair value

## 公允價值層級

下表載列本集團金融工具的公允價值計量層級：

## 按公允價值計量的資產

		Fair value measurement using 公允價值計量所用層級			Total
		Quoted prices in active markets (Level 1) 活躍市場報價 (第1層) RMB'000 人民幣千元	Significant observable inputs (Level 2) 重大可觀察 輸入數據 (第2層) RMB'000 人民幣千元	Significant unobservable inputs (Level 3) 重大不可觀察 輸入數據 (第3層) RMB'000 人民幣千元	Total 總計 RMB'000 人民幣千元
<b>2025</b>	<b>二零二五年</b>				
Equity investments designated at fair value through other comprehensive income	指定按公允價值變動計入其他全面收益的權益性投資	-	-	2,912	2,912
Debt investments at fair value through other comprehensive income	按公允價值變動計入其他全面收益的債務投資	-	156,214	-	156,214
Financial assets at fair value through profit or loss	按公允價值變動計入損益的金融資產	43	23,891	314,614	338,548
<b>Total</b>	<b>總計</b>	<b>43</b>	<b>180,105</b>	<b>317,526</b>	<b>497,674</b>
<b>2024</b>	<b>二零二四年</b>				
Equity investments designated at fair value through other comprehensive income	指定按公允價值變動計入其他全面收益的權益性投資	-	-	1,393	1,393
Debt investments at fair value through other comprehensive income	按公允價值變動計入其他全面收益的債務投資	-	161,166	-	161,166
Financial assets at fair value through profit or loss	按公允價值變動計入損益的金融資產	68	23,912	306,461	330,441
<b>Total</b>	<b>總計</b>	<b>68</b>	<b>185,078</b>	<b>307,854</b>	<b>493,000</b>

## Notes to Financial Statements 財務報表附註

31 December 2025  
二零二五年十二月三十一日

### 40. FAIR VALUE AND FAIR VALUE HIERARCHY OF FINANCIAL INSTRUMENTS (continued)

#### Fair value hierarchy (continued)

The movements in fair value measurements within Level 3 during the year are as follows:

### 40. 金融工具公允價值及公允價值層級 (續)

#### 公允價值層級 (續)

年內第3層公允價值計量變動如下：

		2025 二零二五年 RMB'000 人民幣千元	2024 二零二四年 RMB'000 人民幣千元
At 1 January	於一月一日	<b>307,854</b>	315,186
Total losses recognised in other comprehensive income	已於其他全面收益確認之虧損總額	<b>1,519</b>	(10,806)
Total gains/(losses) recognised in profit or loss	已於損益確認之收益/(虧損) 總額	<b>10,632</b>	(44,564)
Additions	添置	-	49,345
Disposals	處置	<b>(1,920)</b>	(1,596)
Exchange realignment	匯兌調整	<b>(559)</b>	289
At 31 December	於十二月三十一日	<b>317,526</b>	307,854

## 40. FAIR VALUE AND FAIR VALUE HIERARCHY OF FINANCIAL INSTRUMENTS (continued)

## Fair value hierarchy (continued)

Liabilities measured at fair value

## 40. 金融工具公允價值及公允價值層級 (續)

## 公允價值層級 (續)

按公允價值計量的負債

		Fair value measurement using 公允價值計量所用層級			
		Quoted prices in active markets (Level 1) 活躍市場報價 (第1層) RMB'000 人民幣千元	Significant observable inputs (Level 2) 重大可觀察 輸入數據 (第2層) RMB'000 人民幣千元	Significant unobservable inputs (Level 3) 重大不可觀察 輸入數據 (第3層) RMB'000 人民幣千元	Total 總計 RMB'000 人民幣千元
<b>2025</b>	<b>二零二五年</b>				
Financial liabilities at fair value through profit or loss	按公允價值變動計入損益的金融負債	-	-	7,431	7,431
<b>2024</b>	<b>二零二四年</b>				
Financial liabilities at fair value through profit or loss	按公允價值變動計入損益的金融負債	-	-	10,371	10,371

## Notes to Financial Statements 財務報表附註

31 December 2025  
二零二五年十二月三十一日

### 40. FAIR VALUE AND FAIR VALUE HIERARCHY OF FINANCIAL INSTRUMENTS (continued)

#### Fair value hierarchy (continued)

The movements in fair value measurements within Level 3 during the year are as follows:

		2025 二零二五年 RMB'000 人民幣千元	2024 二零二四年 RMB'000 人民幣千元
At 1 January	於一月一日	10,371	10,340
Total gains recognised in profit or loss	已於損益確認之收益總額	(2,676)	(3,261)
Additions	添置	-	2,916
Exchange realignment	匯兌調整	(264)	376
At 31 December	於十二月三十一日	7,431	10,371

As at 31 December 2025 and 2024, there were no transfers of fair value measurements between Level 1 and Level 2 and no transfers into or out of Level 3 for both financial assets and financial liabilities.

### 40. 金融工具公允價值及公允價值層級 (續)

#### 公允價值層級 (續)

年內第3層公允價值計量的變動如下：

於二零二五年及二零二四年十二月三十一日，公允價值計量概無在第1層和第2層之間發生轉移，及金融資產及金融負債也沒有轉入或轉出第3層。

## 41. FINANCIAL RISK MANAGEMENT OBJECTIVES AND POLICIES

The IFRS 7 risk disclosures are entity-specific. This note must be tailored to reflect the particular facts and circumstances of the entity and management's assessments of risks.

The Group's principal financial instruments, other than derivatives, comprise interest-bearing bank and other borrowings, convertible bonds and cash and pledged deposits. The main purpose of these financial instruments is to raise finance for the Group's operations. The Group has various other financial assets and liabilities such as trade receivables and trade payables, which arise directly from its operations.

The main risks arising from the Group's financial instruments are interest rate risk, foreign currency risk, credit risk and liquidity risk. The board of directors reviews and agrees policies for managing each of these risks and they are summarised below. The Group's accounting policies in relation to derivatives are set out in note 2.4 to the financial statements.

### Interest rate risk

The Group's exposure to the risk of changes in market interest rates relates primarily to the Group's long-term debt obligations with floating rates.

The following table demonstrates the sensitivity at the end of the reporting period to a reasonably possible change in interest rates, with all other variables held constant, of the Group's profit before tax and the Group's equity.

## 41. 金融風險管理目的及政策

國際財務報告準則第7號風險披露為實體特定。本附註必須定制以反映實體的具體事實及情況，以及管理層對風險的評估。

本集團的主要金融工具（衍生工具除外）為計息銀行及其他借貸、可換股債券及現金及有抵押存款。該等金融工具的主要用途乃本集團的營運融資。本集團擁有各種其他金融資產及負債，例如貿易應收款項及貿易應付款項，乃由其經營直接產生。

本集團金融工具產生的主要風險為利率風險、外幣風險、信貸風險及流動資金風險。董事會已審閱並同意各項風險的管理政策，有關政策於下文概述。本集團有關衍生工具的會計政策載於財務報表附註2.4。

### 利率風險

本集團因市場利率變動而面對的風險主要與本集團以浮動利率計息的長期債務有關。

下表列示在所有變量維持不變情況下，利率合理可能變動對本集團稅前溢利及本集團權益於報告期末的敏感度。

## Notes to Financial Statements 財務報表附註

31 December 2025  
二零二五年十二月三十一日

### 41. FINANCIAL RISK MANAGEMENT OBJECTIVES AND POLICIES (continued)

#### Interest rate risk (continued)

### 41. 金融風險管理目的及政策 (續)

#### 利率風險 (續)

		Increase/ (decrease) in basis points 基點 增加／(減少)	Increase/ (decrease) in profit before tax 稅前溢利 RMB'000 人民幣千元	Increase/ (decrease) in equity* 權益 RMB'000 人民幣千元
<b>2025</b>	<b>二零二五年</b>			
USD	美元	50	(15)	—
USD	美元	(50)	15	—
HKD	港元	50	(1,149)	—
HKD	港元	(50)	1,149	—
MYR	馬來西亞令吉	50	(207)	—
MYR	馬來西亞令吉	(50)	207	—
<b>2024</b>	<b>二零二四年</b>			
USD	美元	50	(2,150)	—
USD	美元	(50)	2,150	—
HKD	港元	50	(1,248)	—
HKD	港元	(50)	1,248	—
MYR	馬來西亞令吉	50	(172)	—
MYR	馬來西亞令吉	(50)	172	—

\* Excluding retained profits

\* 不包括保留溢利

## 41. FINANCIAL RISK MANAGEMENT OBJECTIVES AND POLICIES (continued)

### Foreign currency risk

The Group has transactional currency exposures. Such exposures arise from sales or purchases by operating units in currencies other than the units' functional currencies. The Group operates in Hong Kong, the United States, Singapore, Malaysia and Chinese mainland. For companies in Chinese mainland, their principal activities are transacted in RMB. For other companies outside of Chinese mainland, their principal activities are transacted in currencies other than the units' functional currencies. Approximately 43% (2024: 47%) of the Group's sales were denominated in currencies other than the functional currencies of the operating units making the sales, whilst approximately 57% (2024: 53%) of costs were denominated in the units' functional currencies.

The following table demonstrates the sensitivity at the end of the reporting period to a reasonably possible change in the exchange rates, with all other variables held constant, of the Group's profit before tax (due to changes in the fair value of monetary assets and liabilities) and the Group's equity.

## 41. 金融風險管理目的及政策 (續)

### 外幣風險

本集團承受交易貨幣風險。該等風險源自經營單位以單位功能貨幣以外的貨幣進行買賣。本集團於香港、美國、新加坡、馬來西亞及中國內地經營業務。就中國內地的公司而言，彼等的主要業務以人民幣進行交易。中國內地境外的其他公司而言，彼等的主要業務以單位功能貨幣以外之貨幣進行交易。本集團約43% (二零二四年：47%) 的銷售以經營單位功能貨幣以外的貨幣計值，但約57% (二零二四年：53%) 的成本乃以經營單位功能貨幣列值。

下表列示在所有變量維持不變情況下，匯率合理可能變動對本集團稅前溢利 (由於貨幣資產及負債的公允價值變動) 及本集團權益於報告期末的敏感度。

## Notes to Financial Statements 財務報表附註

31 December 2025  
二零二五年十二月三十一日

### 41. FINANCIAL RISK MANAGEMENT OBJECTIVES AND POLICIES (continued)

#### Foreign currency risk (continued)

### 41. 金融風險管理目的及政策 (續)

#### 外幣風險 (續)

		Increase/ (decrease) in exchange rate 匯率 上漲/(下跌) %	Increase/ (decrease) in profit before tax 稅前溢利 增加/(減少) RMB'000 人民幣千元	Increase/ (decrease) in equity* 權益 增加/(減少)* RMB'000 人民幣千元
<b>2025</b>	<b>二零二五年</b>			
If RMB weakens against US\$	倘人民幣兌美元貶值	5	513,346	—
If RMB strengthens against US\$	倘人民幣兌美元升值	(5)	(513,346)	—
If RMB weakens against HK\$	倘人民幣兌港元貶值	5	(4,694)	—
If RMB strengthens against HK\$	倘人民幣兌港元升值	(5)	4,694	—
If RMB weakens against EUR\$	倘人民幣兌歐元貶值	5	14,702	—
If RMB strengthens against EUR\$	倘人民幣兌歐元升值	(5)	(14,702)	—
<b>2024</b>	<b>二零二四年</b>			
If RMB weakens against US\$	倘人民幣兌美元貶值	5	50,566	—
If RMB strengthens against US\$	倘人民幣兌美元升值	(5)	(50,566)	—
If RMB weakens against HK\$	倘人民幣兌港元貶值	5	(15,315)	—
If RMB strengthens against HK\$	倘人民幣兌港元升值	(5)	15,315	—
If RMB weakens against EUR\$	倘人民幣兌歐元貶值	5	(236)	—
If RMB strengthens against EUR\$	倘人民幣兌歐元升值	(5)	236	—

\* Excluding retained profits

\* 不包括保留溢利

## 41. FINANCIAL RISK MANAGEMENT OBJECTIVES AND POLICIES (continued)

### Credit risk

Management has made a detailed analysis of the credit risk of different customers and divided the customers into two classes, i.e., type A customers, which have good credit ratings or have coverage by letters of credit or other forms of credit insurance, and type B customers, which are the other diversified customers. It is the Group's policy that all customers who wish to trade on credit terms are subject to credit verification procedures. In addition, receivable balances are monitored on an ongoing basis, and therefore, the Group's exposure to bad debts is not significant.

#### *Maximum exposure and year-end staging*

The tables below show the credit quality and the maximum exposure to credit risk based on the Group's credit policy, which is mainly based on past due information unless other information is available without undue cost or effort, and year-end staging classification as at 31 December.

## 41. 金融風險管理目的及政策 (續)

### 信貸風險

管理層已對不同客戶的信貸風險進行詳細分析，並將客戶劃分為兩類，即A類客戶（信用評級良好或有信用證或其他信貸保險形式的保障）及B類客戶（其他多元化客戶）。按照本集團的政策，所有擬按信貸條款進行交易的客戶，必須先通過信貸核實程序。此外，本集團持續監察應收結餘的情況，因此本集團的壞賬風險並不重大。

#### *最大風險敞口及年末階段分類*

下表顯示於十二月三十一日基於本集團信貸政策（主要基於過往既有資料，除非有毋須過多成本或精力即可獲取的其他資料可用）得出的信貸質素及最大信貸風險敞口及年末階段分類。

## Notes to Financial Statements 財務報表附註

31 December 2025  
二零二五年十二月三十一日

### 41. FINANCIAL RISK MANAGEMENT OBJECTIVES AND POLICIES (continued)

#### Credit risk (continued)

Maximum exposure and year-end staging (continued)

As at 31 December 2025

### 41. 金融風險管理目的及政策 (續)

#### 信貸風險 (續)

最大風險敞口及年末階段分類 (續)

於二零二五年十二月三十一日

		12-month ECLs	Lifetime ECLs			Total
		12個月預期 信貸虧損	全期預期信貸虧損			
		Stage 1	Stage 2	Stage 3	Simplified approach	
		第1階段	第2階段	第3階段	簡化方法	
		RMB'000	RMB'000	RMB'000	RMB'000	RMB'000
		人民幣千元	人民幣千元	人民幣千元	人民幣千元	人民幣千元
Trade receivables*	貿易應收款項*	-	-	-	2,560,782	2,560,782
Financial assets included in prepayments, other receivables and other assets	計入預付款項、其他 應收款項及其他資 產的金融資產	275,005	-	-	-	275,005
Pledged deposits	已抵押存款	537,069	-	-	-	537,069
Cash and cash equivalents	現金及現金等價物	658,179	-	-	-	658,179
		1,470,253	-	-	2,560,782	4,031,035

41. FINANCIAL RISK  
MANAGEMENT OBJECTIVES  
AND POLICIES (continued)

## Credit risk (continued)

Maximum exposure and year-end staging (continued)

As at 31 December 2024

		12-month ECLs		Lifetime ECLs		Total
		12個月預期 信貸虧損		全期預期信貸虧損		
		Stage 1	Stage 2	Stage 3	Simplified approach	
		第1階段	第2階段	第3階段	簡化方法	總計
		RMB'000	RMB'000	RMB'000	RMB'000	RMB'000
		人民幣千元	人民幣千元	人民幣千元	人民幣千元	人民幣千元
Trade receivables*	貿易應收款項*	-	-	-	3,836,188	3,836,188
Financial assets included in prepayments, other receivables and other assets	計入預付款項、其他應收款項及其他資產的金融資產	301,115	-	-	-	301,115
Pledged deposits	已抵押存款	662,028	-	-	-	662,028
Cash and cash equivalents	現金及現金等價物	743,975	-	-	-	743,975
		1,707,118	-	-	3,836,188	5,543,306

\* For trade receivables to which the Group applies the simplified approach for impairment, information based on the provision matrix is disclosed in note 22.

Further quantitative data in respect of the Group's exposure to credit risk arising from trade receivables are disclosed in note 22 to the financial statements.

41. 金融風險管理目的及政策  
(續)

## 信貸風險 (續)

最大風險敞口及年末階段分類 (續)

於二零二四年十二月三十一日

\* 就本集團應用簡化方法進行減值評估的貿易應收款項而言，基於撥備矩陣的資料於附註22披露。

本集團自貿易應收款項產生的信貸風險敞口的量化數據於財務報表附註22披露。

### 41. FINANCIAL RISK MANAGEMENT OBJECTIVES AND POLICIES (continued)

#### Credit risk (continued)

Since the Group trades only with recognised and creditworthy third parties, there is no requirement for collateral. Concentrations of credit risk are managed by customer/counterparty, by geographical region and by industry sector. There are no significant concentrations of credit risk within the Group as the customer bases of the Group's trade receivables are widely dispersed in different sectors and industries.

#### Liquidity risk

The Group monitors its risk to a shortage of funds using a recurring liquidity planning tool. This tool considers the maturity of both its financial instruments and financial assets (e.g., trade receivables) and projected cash flows from operations.

The Group's objective is to maintain a balance between continuity of funding and flexibility through the use of bank borrowings and lease liabilities. In addition, banking facilities have been put in place for contingency purposes.

### 41. 金融風險管理目的及政策 (續)

#### 信貸風險 (續)

由於本集團僅與獲認可兼信譽可靠的第三方進行交易，故不需要任何抵押。信貸風險集中的情況按客戶／對手方、地區及行業進行管理。鑒於本集團之貿易應收款項之客戶基礎廣泛分佈於各個領域及行業，故本集團內並無重大集中信貸風險。

#### 流動資金風險

本集團採用週期性流動資金計劃工具監控資金短缺的風險。此工具考慮其金融工具與金融資產 (如貿易應收款項) 的到期日以及來自業務的估計現金流量。

本集團的目的是透過銀行借貸及租賃負債，維持本集團資金的延續性和靈活性的平衡。此外，本集團亦備有銀行融資以應付或有事件。

41. FINANCIAL RISK  
MANAGEMENT OBJECTIVES  
AND POLICIES (continued)

## Liquidity risk (continued)

The maturity profile of the Group's financial liabilities, based on the contractual undiscounted payments, is as follows:

41. 金融風險管理目的及政策  
(續)

## 流動資金風險 (續)

本集團的金融負債的到期狀況按合約未貼現付款分析如下：

		Less than 1 year 少於1年 RMB'000 人民幣千元	1 to 15 years 1至15年 RMB'000 人民幣千元	Total 總計 RMB'000 人民幣千元
<b>2025</b>	<b>二零二五年</b>			
Lease liabilities	租賃負債	2,789	849	3,638
Interest-bearing bank borrowings	計息銀行借貸	4,391,352	749,603	5,140,955
Trade and bills payables	貿易應付款項及應付票據	2,855,679	–	2,855,679
Other payables and accruals	其他應付款項及應計費用	148,192	–	148,192
		<b>7,398,012</b>	<b>750,452</b>	<b>8,148,464</b>
<b>2024</b>	<b>二零二四年</b>			
Lease liabilities	租賃負債	25,880	70,054	95,934
Interest-bearing bank borrowings	計息銀行借貸	4,066,064	1,129,729	5,195,793
Trade and bills payables	貿易應付款項及應付票據	2,603,037	–	2,603,037
Other payables and accruals	其他應付款項及應計費用	233,845	–	233,845
		<b>6,928,826</b>	<b>1,199,783</b>	<b>8,128,609</b>

## Notes to Financial Statements 財務報表附註

31 December 2025  
二零二五年十二月三十一日

### 41. FINANCIAL RISK MANAGEMENT OBJECTIVES AND POLICIES (continued)

#### Capital management

The primary objectives of the Group's capital management are to ensure that it maintains a strong credit rating and a healthy capital ratio in order to support its business and maximise shareholders' value.

The Group manages its capital structure and makes adjustments to it in light of changes in economic conditions. To maintain or adjust the capital structure, the Group may adjust the dividend payment to shareholders, return capital to shareholders or issue new shares. No changes were made in the objectives, policies or processes for managing capital during the years ended 31 December 2025 and 2024.

The Group monitors capital using a gearing ratio, which is interest-bearing bank borrowings divided by total assets. The gearing ratios as at the end of the reporting periods were as follows:

### 41. 金融風險管理目的及政策 (續)

#### 資本管理

本集團資本管理的主要目標為確保本集團維持強勁信貸評級以及維持健康的資本比率支持其業務，以及將股東的價值提升至最高。

本集團根據經濟狀況變動管理其資本架構及作出調整。本集團可通過支付予股東的股息、向股東發還資本或發行新股等方法，維持或調整資本架構。截至二零二五年及二零二四年十二月三十一日止年度內，管理資本的目標、政策或程序並無變動。

本集團以資產負債比率監控資本，該比率為計息銀行借貸除以資產總值。報告期末的資產負債比率如下：

		2025 二零二五年 RMB'000 人民幣千元	2024 二零二四年 RMB'000 人民幣千元
Interest-bearing bank borrowings	計息銀行借貸	5,633,270	5,121,531
Total assets	資產總值	15,523,010	14,573,558
Gearing ratio	資產負債比率	36%	35%

## 42. TRANSFERS OF FINANCIAL ASSETS

### Transferred financial assets that are not derecognised in their entirety

As part of its normal business, the Group entered into a trade receivable factoring arrangement (the “**Factoring Arrangement**”) and transferred certain trade receivables to banks. The Group is exposed to default risks of the trade debtors after the transfer. Subsequent to the transfer, the Group did not retain any rights on the use of the trade receivables, including the sale, transfer or pledge of the trade receivables to any other third parties. The original carrying value of the trade receivables transferred under the Factoring Arrangement that have not been settled as at 31 December 2025 amounted to RMB472,998,000 (2024: RMB611,395,000). The carrying amount of the assets that the Group continued to recognise as at 31 December 2025 was RMB472,998,000 (2024: RMB611,395,000) and that of the associated liabilities as at 31 December 2025 was RMB147,451,000 (2024: RMB533,759,000), which were recognised as collateralised bank advances, secured (note 29).

### Financial assets that are derecognised in their entirety

During the years ended 31 December 2025 and 2024, the Group factored trade receivables to a bank on a non-recourse basis for cash. In the opinion of the directors, the Group has transferred substantially all risks and rewards associated with the factored trade receivables. Accordingly, the Group derecognised the full carrying amount of the trade receivables factored. The carrying amount of the trade receivables derecognised as at 31 December 2025 was RMB65,716,181 (2024: RMB101,924,000).

## 43. COMPARATIVE AMOUNTS

The comparative statement of profit or loss has been re-presented as if the operation discontinued during the current year had been discontinued at the beginning of the comparative period (note 12).

## 42. 轉讓金融資產

### 未被全部終止確認的已轉讓金融資產

作為正常業務的一部分，本集團已訂立貿易應收款項保理安排（「**該保理安排**」），將若干貿易應收款項轉讓予銀行。本集團承受於轉讓後貿易債務人的違約風險。於進行轉讓後，本集團並無保留使用貿易應收款項（包括向任何其他第三方銷售、轉讓或質押貿易應收款項）的任何權利。於二零二五年十二月三十一日，根據該保理安排轉讓而尚未清償的貿易應收款項的原賬面值為人民幣472,998,000元（二零二四年：人民幣611,395,000元）。於二零二五年十二月三十一日，本集團繼續確認的資產的賬面值為人民幣472,998,000元（二零二四年：人民幣611,395,000元），而於二零二五年十二月三十一日的相關負債的賬面值為人民幣147,451,000元（二零二四年：人民幣533,759,000元），並確認為有抵押的抵押化的銀行墊款（附註29）。

### 已全部終止確認的金融資產

於截至二零二五年及二零二四年十二月三十一日止年度，本集團按非追索基準向一間銀行保理貿易應收款項以獲取資金。董事認為，本集團已將保理貿易應收款項的絕大部分風險及回報轉讓。因此，本集團終止確認保理貿易應收款項之全部賬面值。已終止確認的貿易應收款項於二零二五年十二月三十一日之賬面值為人民幣65,716,181元（二零二四年：人民幣101,924,000元）。

## 43. 比較金額

可比較的損益表經已重列，猶如於本年度已終止經營的業務於比較期初已終止經營（附註12）。

## Notes to Financial Statements 財務報表附註

31 December 2025  
二零二五年十二月三十一日

### 44. STATEMENT OF FINANCIAL POSITION OF THE COMPANY

### 44. 本公司之財務狀況表

Information about the statement of financial position of the Company at the end of the reporting period is as follows:

有關本公司於報告期末之財務狀況表之資料如下：

		2025 二零二五年 RMB'000 人民幣千元	2024 二零二四年 RMB'000 人民幣千元
NON-CURRENT ASSETS	<b>非流動資產</b>		
Investments in subsidiaries	於附屬公司之投資	<b>886,123</b>	978,849
CURRENT ASSETS	<b>流動資產</b>		
Cash and cash equivalents	現金及現金等價物	<b>3,737</b>	1,077
Financial assets at fair value through profit or loss	按公允價值變動計入損益的金融資產	<b>43</b>	68
Prepayments, other receivables and other assets	預付款項、其他應收款項及其他資產	<b>2</b>	-
Total current assets	流動資產總值	<b>3,782</b>	1,145
CURRENT LIABILITIES	<b>流動負債</b>		
Other payables and accruals	其他應付款項及應計費用	<b>2,698</b>	3,106
Total current liabilities	流動負債總值	<b>2,698</b>	3,106
NET CURRENT ASSETS/(LIABILITIES)	<b>流動資產／(負債)淨值</b>	<b>1,084</b>	(1,961)
TOTAL ASSETS LESS CURRENT LIABILITIES	<b>資產總值減流動負債</b>	<b>887,207</b>	976,888
NON-CURRENT LIABILITIES	<b>非流動負債</b>		
Convertible bonds	可換股債券	-	68,960
Net assets	資產淨值	<b>887,207</b>	907,928
EQUITY	<b>權益</b>		
Issued capital	已發行股本	<b>123,571</b>	118,469
Equity component of convertible bonds	可換股債券的權益部分	-	26,623
Reserves (note 34)	儲備(附註34)	<b>763,636</b>	762,836
Total equity	權益總額	<b>887,207</b>	907,928

44. STATEMENT OF FINANCIAL POSITION OF THE COMPANY  
(continued)

## 44. 本公司之財務狀況表 (續)

Note:

附註：

A summary of the Company's reserves is as follows:

本公司之儲備概要如下：

		Share premium account	Shareholders' contribution	Share option reserve	Exchange fluctuation reserve	Accumulated losses	Total
		股份溢價賬	股東出資	購股權儲備	匯兌波動儲備	累計虧損	總計
		RMB'000	RMB'000	RMB'000	RMB'000	RMB'000	RMB'000
		人民幣千元	人民幣千元	人民幣千元	人民幣千元	人民幣千元	人民幣千元
At 1 January 2024	於二零二四年一月一日	1,158,798	337,830	19,232	99,084	(697,516)	917,428
Loss and total comprehensive loss for the year	本年度虧損及全面虧損總額	-	-	-	-	(56,711)	(56,711)
Exercise of share options	行使購股權	16,053	-	(5,573)	-	-	10,480
Exchange differences on translation of foreign operations	換算境外業務的匯兌差額	-	-	-	25,432	-	25,432
Dividends paid	已付股息	-	-	-	-	(138,150)	(138,150)
Equity-settled share option arrangements	以權益結算的購股權安排	-	-	4,357	-	-	4,357
At 31 December 2024 and 1 January 2025	於二零二四年十二月三十一日及二零二五年一月一日	<b>1,174,851</b>	<b>337,830</b>	<b>18,016</b>	<b>124,516</b>	<b>(892,377)</b>	<b>762,836</b>
Income and total comprehensive income for the year	本年度收益及全面收益總額	-	-	-	-	22,210	22,210
Exercise of share options	行使購股權	33,748	-	(10,982)	-	-	22,766
Exchange differences on translation of foreign operations	換算境外業務的匯兌差額	-	-	-	5,693	-	5,693
Dividends paid	已付股息	-	-	-	-	(91,097)	(91,097)
Conversion of convertible bonds	轉換可換股債券	36,854	-	-	-	-	36,854
Early redemption of convertible bonds	提早贖回可換股債券	4,374	-	-	-	-	4,374
At 31 December 2025	於二零二五年十二月三十一日	<b>1,249,827</b>	<b>337,830</b>	<b>7,034</b>	<b>130,209</b>	<b>(961,264)</b>	<b>763,636</b>



## Notes to Financial Statements 財務報表附註

31 December 2025  
二零二五年十二月三十一日

### 44. STATEMENT OF FINANCIAL POSITION OF THE COMPANY (continued)

The share option reserve comprises the fair value of share options granted which are yet to be exercised, as further explained in the accounting policy for share-based payments in note 2.4 to the financial statements. The amount will either be transferred to share premium account when the related options are exercised, or be transferred to retained profits should the related options expire.

### 45. APPROVAL OF THE FINANCIAL STATEMENTS

The financial statements were approved and authorised for issue by the board of directors on 31 March 2026.

### 44. 本公司之財務狀況表 (續)

購股權儲備包括已授出而未行使的購股權的公允價值，有關詳情於財務報表附註2.4有關以股份為基礎的付款的會計政策中進一步解釋。該金額在有關購股權獲行使時會轉撥至股份溢價賬或在有關購股權屆滿時轉撥至保留溢利。

### 45. 批准財務報表

該等財務報表已於二零二六年三月三十一日獲董事會批准並授權刊發。

# Five Year Financial Summary

## 五年財務摘要

For the avoidance of doubt, this section is presented on a consolidated basis for the Group as a whole, without distinguishing between continuing operations and discontinued operations. All data refers to the results and financial position of the Group as a whole, with the figures for 2024 and 2025 representing the aggregated results of continuing operations and discontinued operations based on the published audited financial statements. A summary of the Group's results and its assets, liabilities and non-controlling interests for the past five financial years is set out below:

為免生疑，本節按本集團整體基準呈列，並無區分持續經營業務及已終止經營業務。所有數據均指本集團整體的業績及財務狀況，其中2024年和2025年根據已刊印經審核的持續經營業務和已終止經營業務的加總結果。本集團於過往五個財政年度的業績及資產、負債及非控股權益概要載列如下：

		Year ended 31 December 截至十二月三十一日止年度				
		2025 二零二五年 RMB'000 人民幣千元	2024 二零二四年 RMB'000 人民幣千元	2023 二零二三年 RMB'000 人民幣千元	2022 二零二二年 RMB'000 人民幣千元 Restated 經重列	2021 二零二一年 RMB'000 人民幣千元 Restated 經重列
<b>RESULTS</b>	<b>業績</b>					
<b>REVENUE</b>	<b>收益</b>	<b>17,211,596</b>	16,126,477	13,471,235	12,845,859	11,303,125
Cost of sales	銷售成本	<b>(15,599,038)</b>	(13,859,632)	(11,527,528)	(11,251,085)	(9,793,419)
Gross profit	毛利	<b>1,612,558</b>	2,266,845	1,943,707	1,594,774	1,509,706
Other income and gains	其他收入及收益	<b>200,797</b>	240,876	227,894	241,727	84,221
Selling and distribution expenses	銷售及分銷開支	<b>(547,683)</b>	(534,682)	(464,279)	(389,151)	(586,076)
Administrative expenses	行政開支	<b>(662,207)</b>	(500,177)	(446,084)	(333,676)	(306,212)
Research and development costs	研發成本	<b>(374,374)</b>	(342,635)	(371,868)	(382,868)	(239,446)
(Impairment losses)/reversal of impairment on assets	資產(減值虧損)/減值撥回	<b>(33,165)</b>	(58,782)	4,134	(27,516)	(23,761)
Other expenses	其他開支	<b>(25,198)</b>	(32,406)	(20,982)	(14,443)	(102,594)
Fair value (losses)/gains on financial instruments measured at fair value through profit or loss, net	按公允價值變動計入損益的金融工具的公允價值(虧損)/收益淨額	<b>55,683</b>	4,925	(5,114)	50,767	8,776
Finance costs	財務成本	<b>(278,960)</b>	(299,990)	(223,554)	(156,222)	(143,874)
<b>PROFIT BEFORE TAX</b>	<b>稅前溢利</b>	<b>(52,549)</b>	743,974	643,854	583,392	200,740
Income tax expense	所得稅開支	<b>(138,118)</b>	(143,238)	(76,018)	(80,648)	(24,566)
<b>PROFIT FOR THE YEAR</b>	<b>本年度溢利</b>	<b>(190,667)</b>	600,736	567,836	502,744	176,174
Profit for the year attributable to:	以下人士應佔本年度溢利：					
Owners of the parent	母公司擁有人	<b>(173,900)</b>	603,627	535,372	481,075	145,571
Non-controlling interests	非控股權益	<b>(16,767)</b>	(2,891)	32,464	21,669	30,603
		<b>(190,667)</b>	600,736	567,836	502,744	176,174

ASSETS, LIABILITIES AND  
NON-CONTROLLING INTERESTS

資產、負債及非控股權益

		As at 31 December 於十二月三十一日				
		2025	2024	2023	2022	2021
		二零二五年	二零二四年	二零二三年	二零二二年	二零二一年
		RMB'000	RMB'000	RMB'000	RMB'000	RMB'000
		人民幣千元	人民幣千元	人民幣千元	人民幣千元	人民幣千元
			Restated 經重列		Restated 經重列	Restated 經重列
<b>TOTAL ASSETS</b>	資產總值	<b>15,523,009</b>	14,573,558	14,095,244	10,494,395	9,596,131
<b>TOTAL LIABILITIES</b>	負債總額	<b>(10,680,630)</b>	(9,517,544)	(9,506,604)	(6,458,160)	(6,017,066)
<b>NON-CONTROLLING INTERESTS</b>	非控股權益	<b>(405,244)</b>	(420,428)	(389,478)	(213,957)	(192,428)
		<b>4,437,135</b>	4,635,586	4,199,162	3,822,278	3,386,637



# LEOCH INTERNATIONAL 理士國際 —

為世界提供可靠與創新的儲能與電力解決方案  
To Provide Reliable, Innovative Energy Storage And  
Power Solutions To The World



Unit C, 33rd Floor, TML Tower  
No.3 Hoi Shing Road, Tsuen Wan, New Territories, Hong Kong  
香港新界荃灣海盛路3號TML廣場33樓C室  
Tel電話: + 852 3578 6666 Fax傳真: + 852 2117 0016

[www.leoch.com](http://www.leoch.com)

